

Appendix 1

Local Community Fund Programme October 2022-October 2023 Profile Of Beneficiaries

1. Protected Characteristics

- 68.9% of the beneficiaries (20,772 people) were from Black, Asian & Multi-ethnic communities. Bangladeshi was the ethnic group with the highest percentage of beneficiaries, with 36.5% (11,000 people), followed by White British, with 21.9% (6,610 people).¹
- 59.8% of beneficiaries were women (15,699 people) and 39.7% were men (10,423 people)
- The projects supported 18,477 individuals who reported they had a disability. This included:
 - ❖ 7,309 beneficiaries reporting having a long-standing illness or health condition
 - ❖ 5,023 beneficiaries reporting having a mental health condition
 - ❖ 3,101 beneficiaries reporting having a physical impairment
 - ❖ 1,105 beneficiaries reporting having a learning disability
 - ❖ 759 beneficiaries reporting having a sensory impairment
- 9.2% of beneficiaries were 65+ (2,860 people)
- The percentage of beneficiaries from LGBT groups was 3.6%.

2. Council Ward of Residence

(a) The ward of beneficiaries with the highest percentage of programme beneficiaries were:

- | | |
|-----------------|------|
| • Bethnal Green | 8.6% |
| • Whitechapel | 7.7% |
| • Poplar | 7.5% |
| • Mile End | 7.4% |
| • Lansbury | 6.0% |

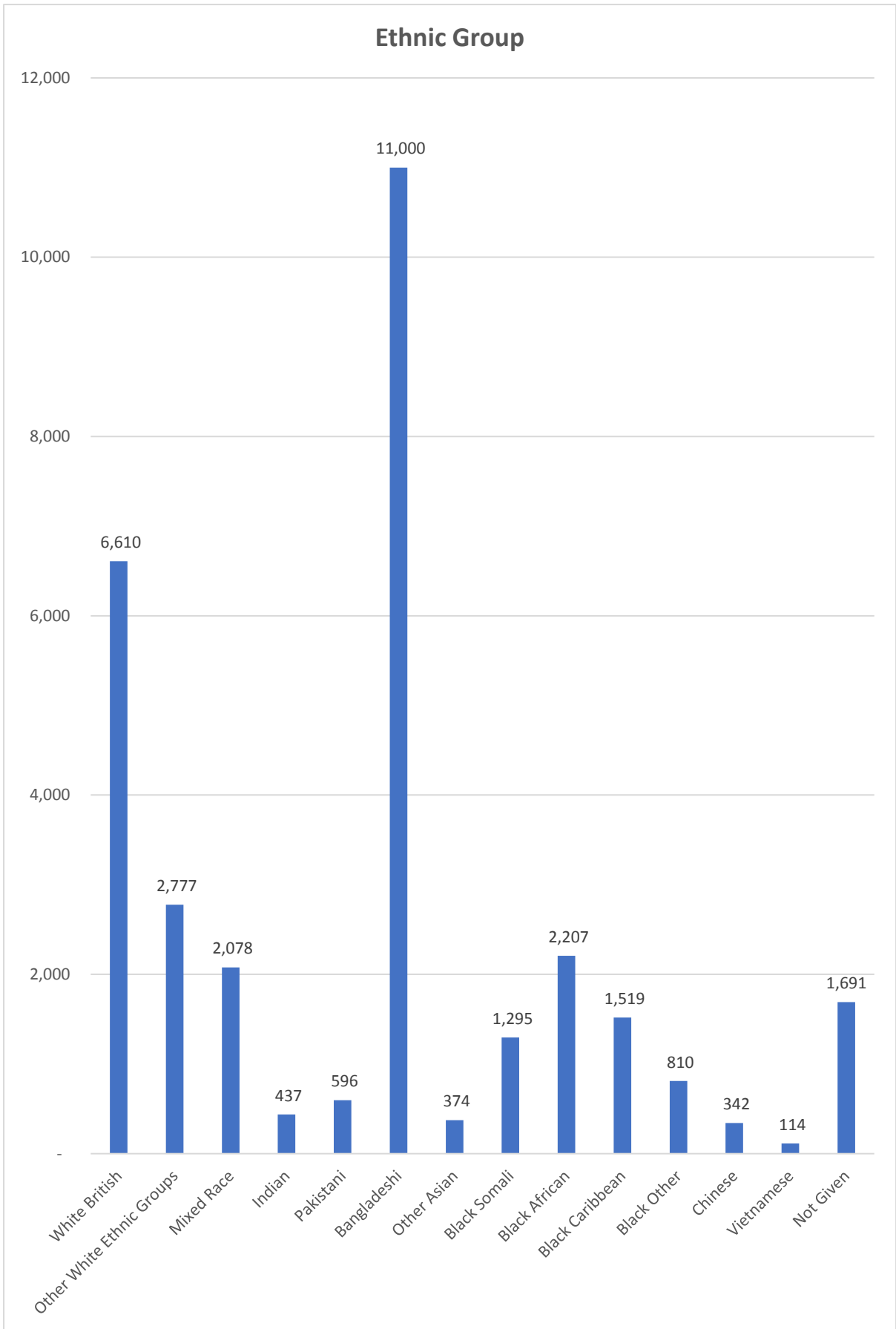
(b) The wards with the lowest percentage of programme beneficiaries were:

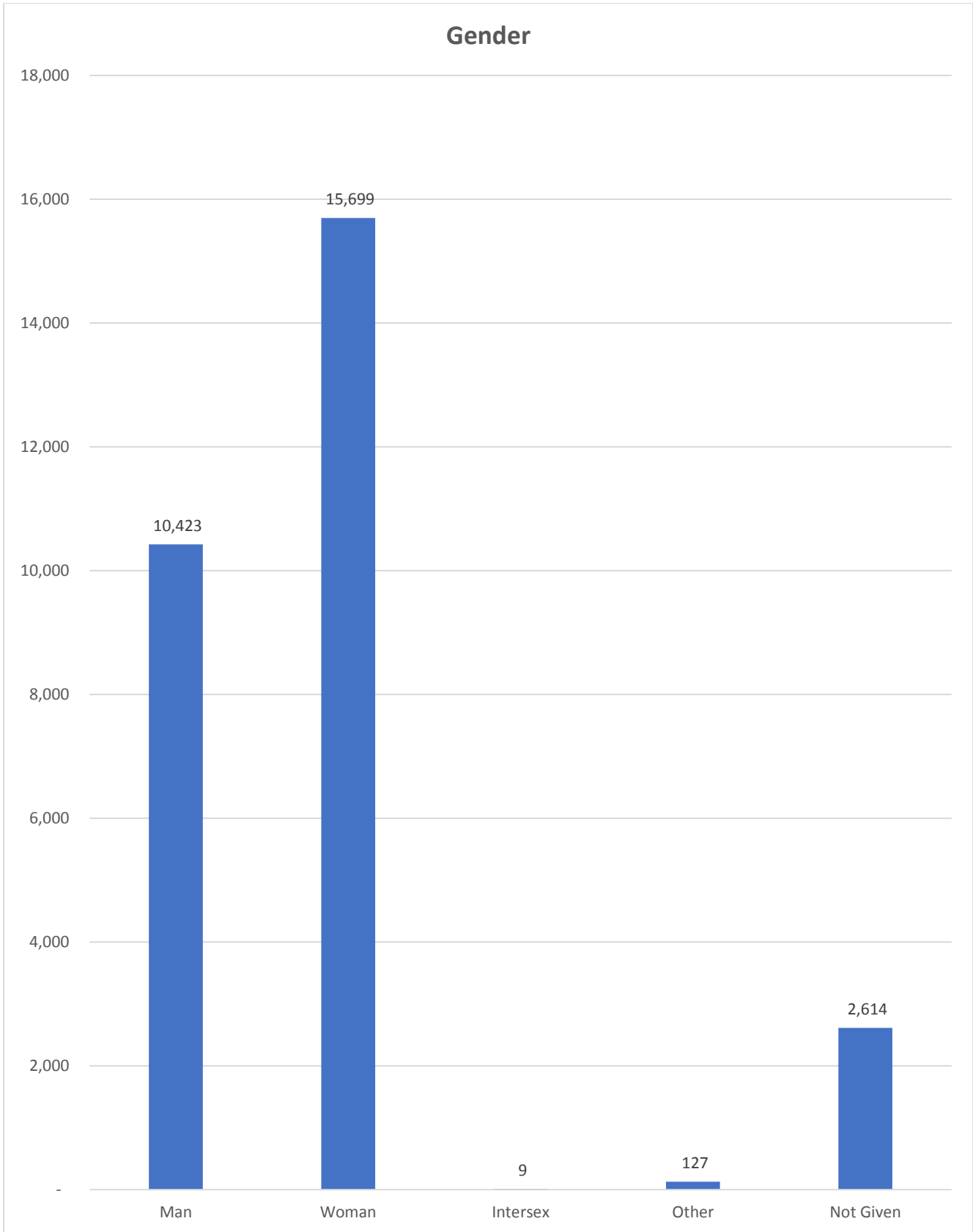
- | | |
|----------------------------|------|
| • St Katherine's & Wapping | 2.0% |
| • Limehouse | 2.9% |
| • Canary Wharf | 3.3% |
| • Weavers | 3.6% |
| • Blackwall & Cubitt Town | 3.7% |

3. The graphs on pages 3 to 7 shows the breakdown of Local Community Fund programme beneficiaries in October 2022-October 2023 by:

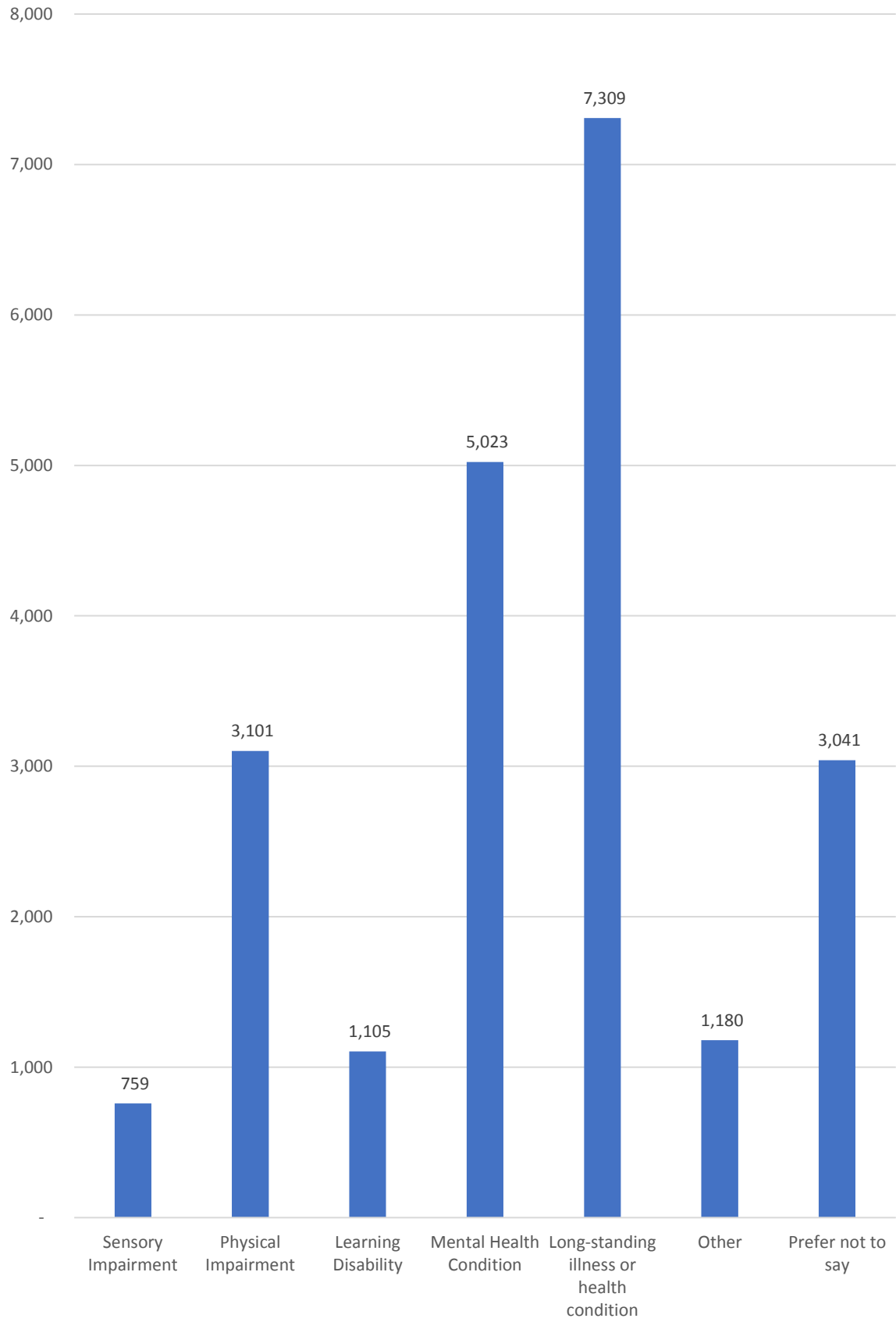
¹ All calculation of percentages excludes beneficiaries who preferred not to provide a response to a question on their protected characteristic. Overall total of project beneficiaries by protected characteristic groups – e.g. ethnicity, gender, age group - can differ.

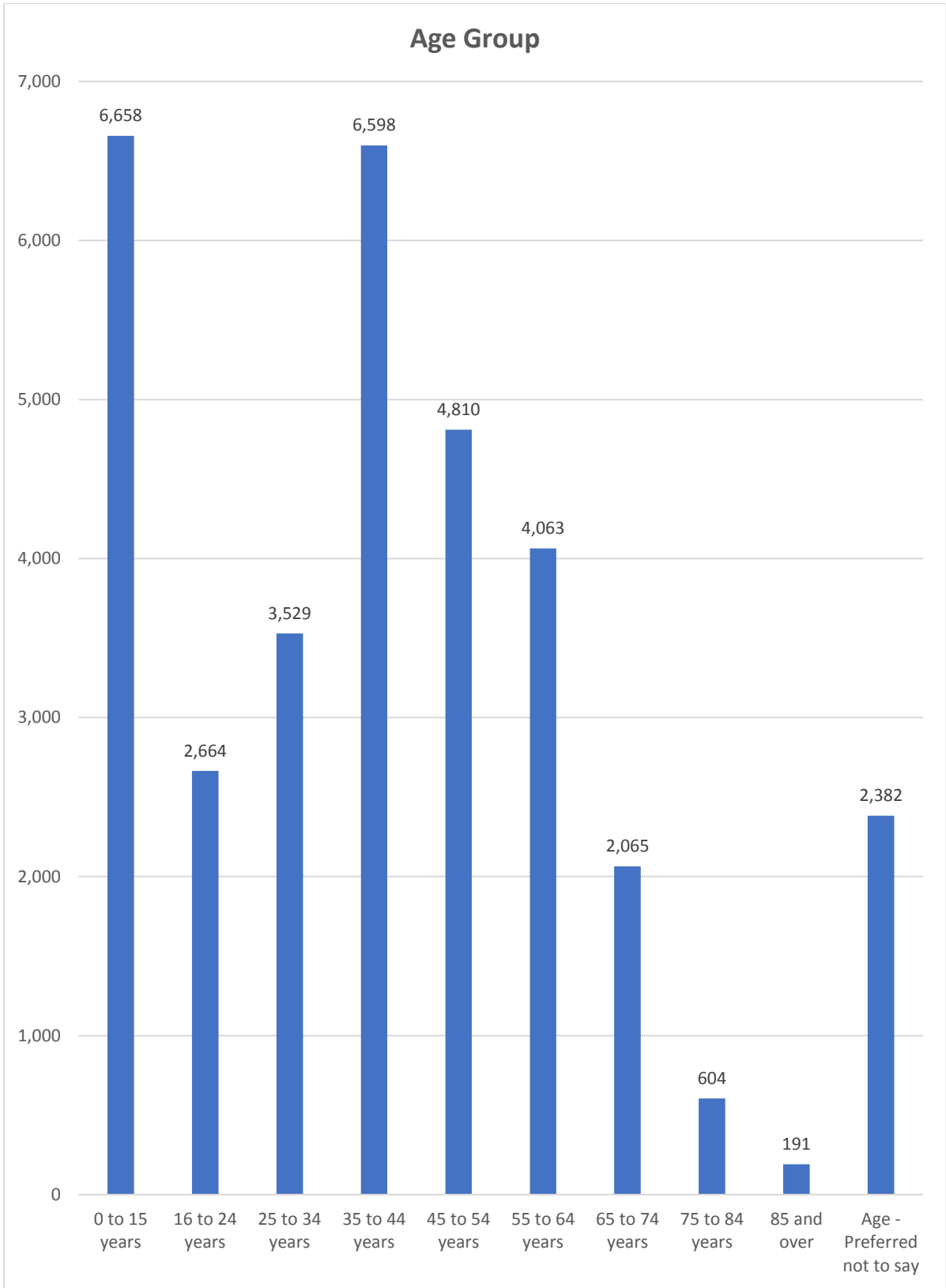
- Ethnicity
- Gender
- Disability
- Age
- Council ward of residence.





Disabled Beneficiaries





Postal Code Area of Residence

