

Overview and Scrutiny Committee

The Youth Justice Annual Plan

October 2022



HMIP Inspection April 2022

Youth Justice Service HMIP Inspection outcome



- In April 2022, the Youth Justice Service was inspected on their Governance arrangements and the work undertaken with children and young people between April – November 2021. We received a judgement of 'Requires Improvement'.

Tower Hamlets and City of London
Youth Justice Service
Fieldwork started: April 2022

Score 8/36

Overall rating		Requires improvement	
1. Organisational delivery			
1.1	Governance and leadership	Inadequate	
1.2	Staff	Requires improvement	
1.3	Partnerships and services	Requires improvement	
1.4	Information and facilities	Inadequate	
2. Court disposals			
2.1	Assessment	Good	
2.2	Planning	Requires improvement	
2.3	Implementation and delivery	Requires improvement	
2.4	Reviewing	Requires improvement	
3. Out-of-court disposals			
3.1	Assessment	Requires improvement	
3.2	Planning	Inadequate	
3.3	Implementation and delivery	Inadequate	
3.4	Out-of-court disposal policy and provision	Inadequate	
4. Resettlement			
4.1	Resettlement policy and provision	Requires improvement	



Overview of Youth Justice Service

Context and profile of the children we're working with



- Tower Hamlets has an estimated population of 310,000. It also has a comparatively young population, the fifth youngest nationally with a median age of 31.9, and around 80,000 children between the ages of 0-19.
- Tower Hamlets has the highest child poverty rates in England, at 32 per cent.
- The Youth Justice Service works with approximately 80 children at any given time.

Population information⁴

267	First-time entrant rate per 100,000 in Tower Hamlets and City of London ⁵
154	First-time entrant rate per 100,000 in England and Wales
25.5%	Reoffending rate in Tower Hamlets and City of London ⁶
33.6%	Reoffending rate in England and Wales
342,907	Total population Tower Hamlets and City of London
30,659	Total youth population (10–17 years) in Tower Hamlets and City of London

Caseload information⁷

Age	10–14 years	15–17 years
Tower Hamlets and City of London YJS	20%	80%
National average	18%	82%

Race/ethnicity ⁸	White	Black and minority ethnic	Unknown
Tower Hamlets and City of London YJS	17%	83%	0%
Youth population (10–17 years) in Tower Hamlets and City of London	18%	82%	0%

Gender	Male	Female
Tower Hamlets and City of London YJS	90%	10%
National average	86%	13%

Inspection Recommendations

Youth Justice Governance Board Improvement areas



- The Inspection provided 7 recommendations in total that need to be implemented to impact positively on the quality of the Youth Justice Service
- The Executive Board received 4 recommendations and the Head of Youth Justice Service received 3
- Below are the 4 recommendations set out for the Youth Justice Executive Board



Recommendation 1

Review the Board attendees to ensure the right people attend and engaged more effectively.

Recommendation 2

The Governance Board to have better oversight of the team's performance and understand the profile and needs of all children supervised by the YJS

Recommendation 3

Make sure that all data and management information is accurate, and helps inform decision-making

Recommendation 4

Review its out-of-court provision to ensure that processes are in place to divert children away from the criminal justice system.

Inspection Recommendations

Youth Justice Head of Service Improvement areas



- Below set out the 3 recommendations for the Head of the Youth Justice Service to deliver



Recommendation 5

Improve the quality of assessment and interventions delivered with children and young people, especially in relation to their risk of causing harm.

Recommendation 6

Improve safety planning with children and families

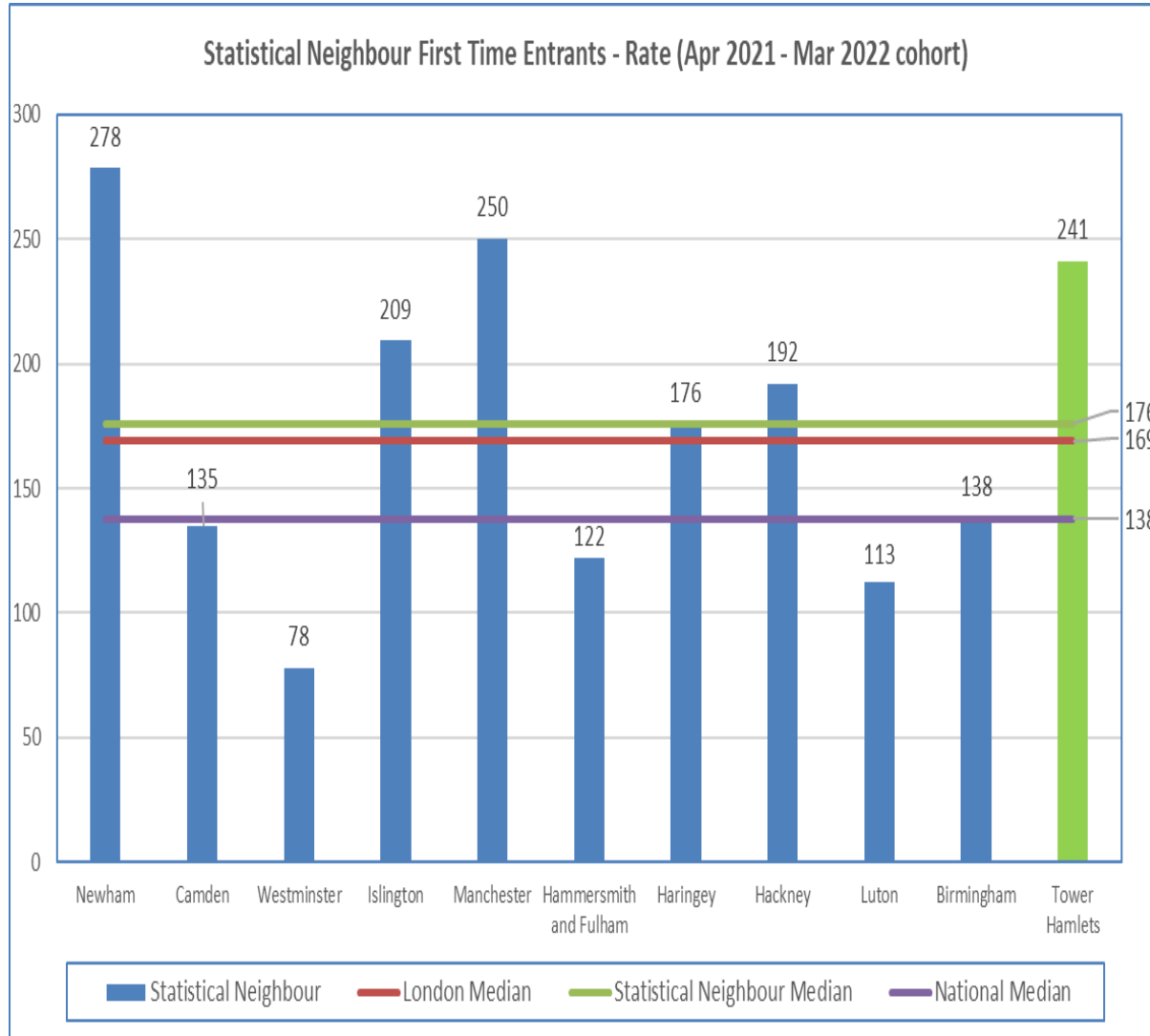
Recommendation 7

Improve safety planning for the wider public and victims when serious incidents happen

Key Performance Indicator 1 – First Time Entrants



Are we diverting children away from the Criminal Justice System



Latest MOJ number:
Apr 2021 – Mar 2022:
72

Local Data:
Apr 2022 – September 2022:
25

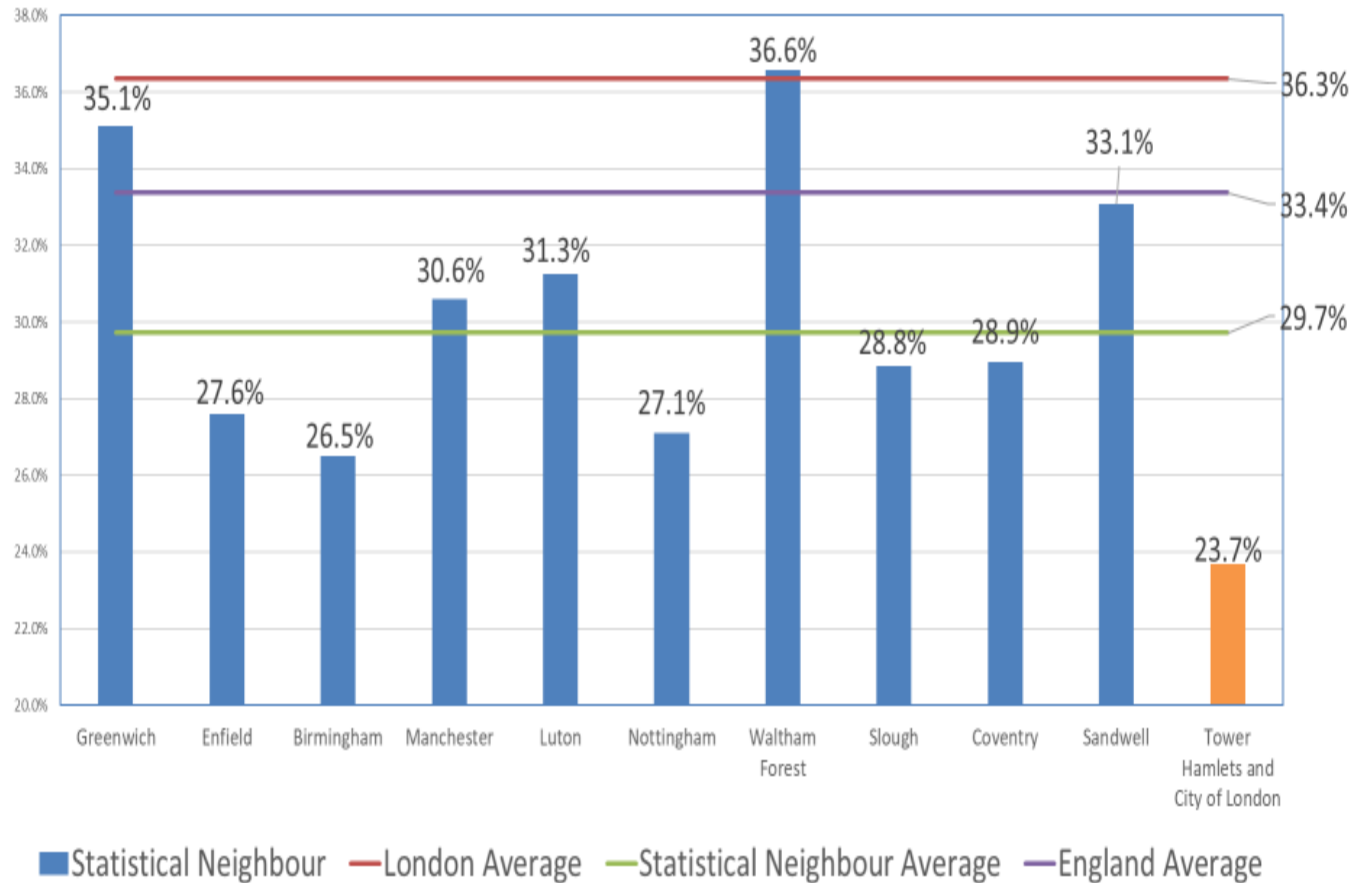
- Tower Hamlets has a higher number of children entering the Criminal Justice System than our statistical neighbours and PAN London. However, our number has reduced year-by-year in line with the current trend.
- We have looked into why we have higher numbers and it is clear that we were not using the diversion schemes effectively. We have reviewed and changed practice which is already making a difference.
- We will be working with the Police in the coming months to explore how we can reduce this number further.

Key Performance Indicator 2 – Reducing Re-offending



Is the work we are doing with children and their families making a difference

Percentage of Offenders who Re-offend (Binary) (Oct 19 - Sep 20)



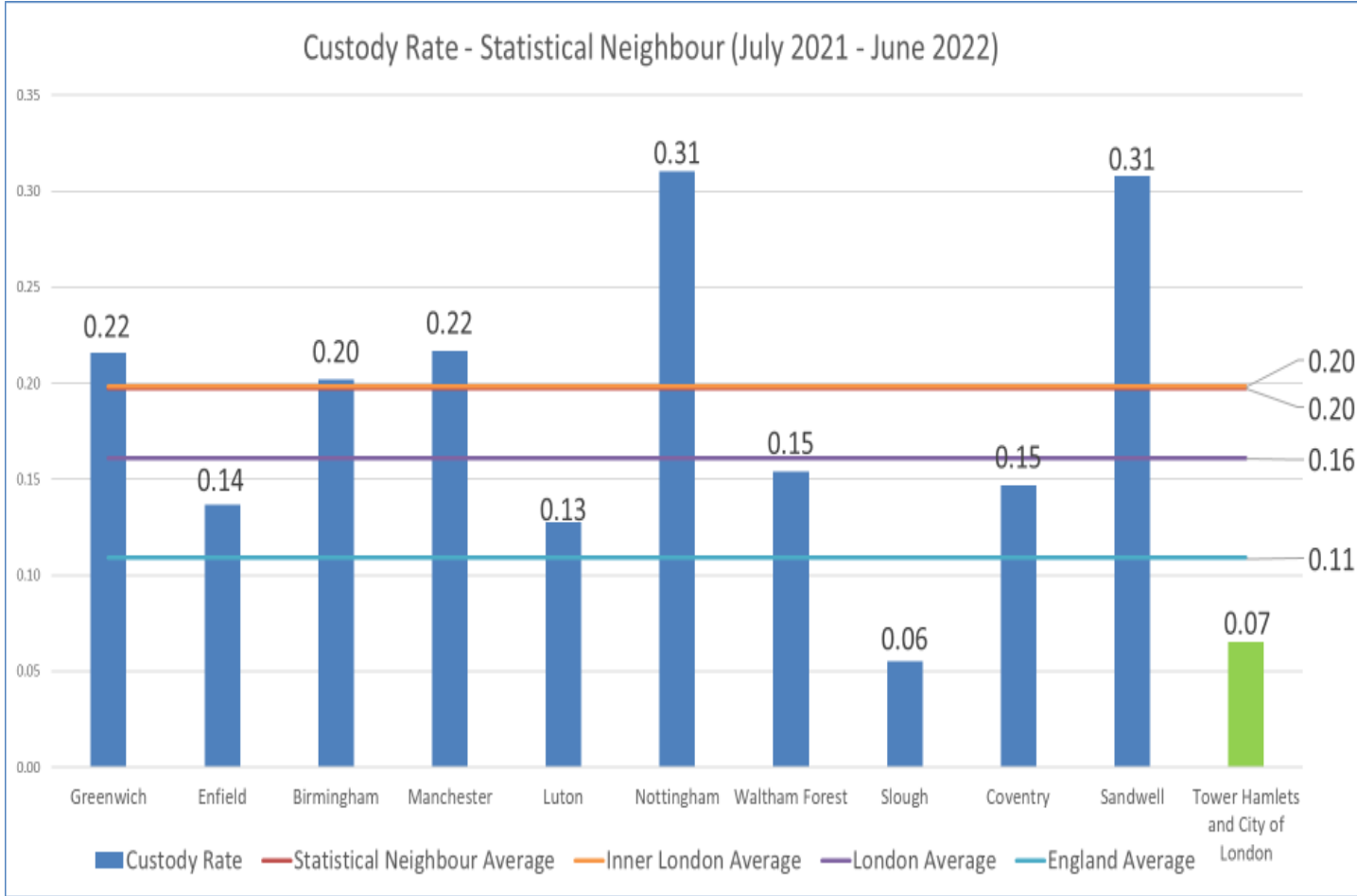
- This data is approximately 24 months behind as it tracks a specific cohort over a length of time to track their re-offending.
- This KPI demonstrates that our staff work well with the children. This is demonstrated by our re-offending figures which show the impact of our work.
- Our work is supported in part to the following:
 - Staff's ability to engage children using restorative approaches and trauma informed practice;
 - Dedicated in-house specialists
 - Family Group Conferencing
 - Positive relationships with local Courts
 - Being in the wider Supporting Families directorate and the support that provides us

Performance & Impact from Interventions

Is it making a difference, Custody KPI



- We are pleased to demonstrate that we have continue to have a low number of children that are in custody.
- Our low figures are supported by our continued investment into the Intensive Supervision and Surveillance offer.
- By October 2022, we will also have the additional resource of the London Accommodation Resettlement Pathway, a residential unit in Newham.



Our improvements

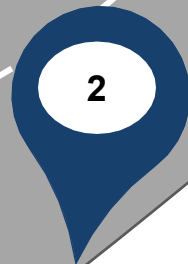
The journey so far

Partnership Protocols

- Victims Protocol – revised the agreement between the YJS and the Police
- YJS caseworkers now attend the MACE to discuss the children that they work with

Leadership & Comms

- Separation of the Board
- The Plan being created by the whole team
- 15 minute weekly briefing for team and fortnightly weekly HoS space
- Management Away day



Data & Management Information

- Interim Data Analyst in post and FTC Senior Data Analyst has been appointed to work in the YJS exclusively
- Data has been checked and cleaned where required
- Monthly CACI attendance to support with training and data cleansing
- Priorities for Data Analyst are the new YJB KPI's and monthly performance reports for staff
- Continue to interrogate our data in relation to Disproportionality

Consistent Quality Casework

- Working with the Learning Academy to develop a new audit tool, next steps are the audit process, in conjunction with the Learning Academy to ensure greater oversight

First Time Entrants

- Community Resolutions (early intervention) now led by Break the Cycle
- Out of Court Decision Panel is now chaired by DHOS
- Out of Court Scrutiny Panel will be shared with Hackney and TH&COL adding additional oversight

Risk Management

- Development of the Stratford Youth Court Remand Scrutiny Panel
- High Risk Panel is being developed for the YJS internally. This will sit alongside the Harm Outside the Home strategy

Questions

