

Liveable Streets-Brick Lane Review

Appendix D – Consultation Results

01/11/2021



Contents

Introduction - Consultation results	3
SECTION 1: Resident responses.....	4
SECTION 2: Onsite surveys.....	7
SECTION 3: Business surveys	8

Introduction - Consultation results

This report details the responses received for the Brick Lane review consultation and responses from those within the consultation area.

Section 1 provides a summary of the overall responses to the consultation survey,

Section 2 provides a summary of the overall responses to onsite surveys

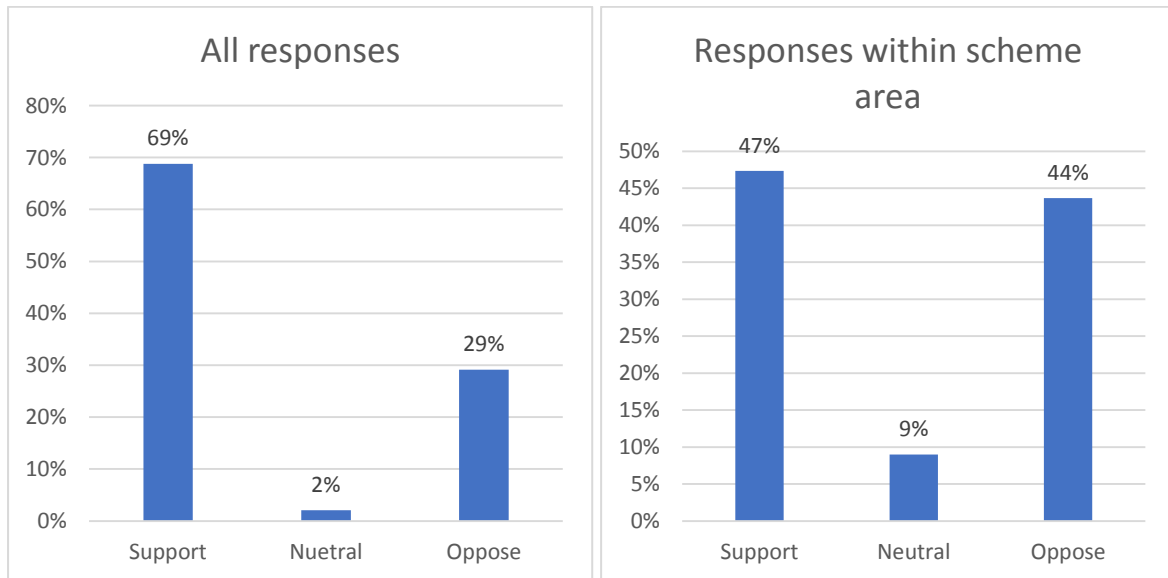
Section 3 provides a summary of the overall responses from local businesses

SECTION 1

This section provides a summary of the survey responses to the consultation. There was a total of 906 respondents to the consultation of which 782 were received online and the remaining 124 were paper responses. In the responses below respondents could choose more than one option. Overall, 300 people responded from within the consultation area.

Taking responses to the question:

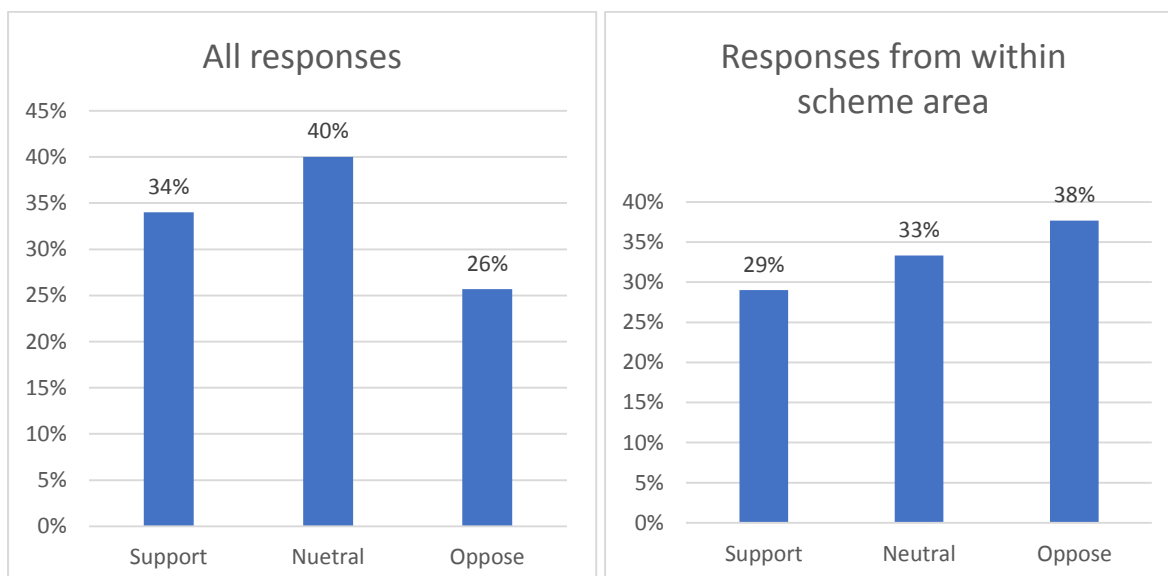
How supportive are you of timed closures (5.30pm-11pm Thursdays and Fridays and 11am-11pm Saturdays and Sundays) along Brick Lane?



response from every question from respondents in the consultation area shows that 66% are supportive of the Liveable Streets proposals across the area.

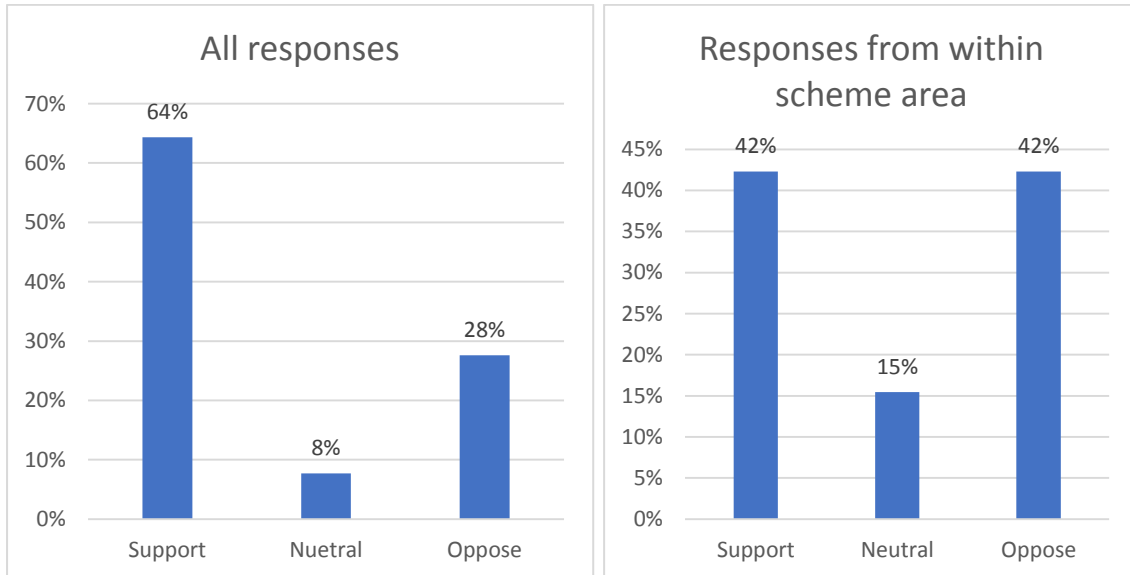
Taking responses to the question:

How supportive are you of the reversal of the above one-way streets?



Taking responses to the question:

How supportive are you of the parking suspensions during times of operation?



Spatial distribution of responses

The map below shows the spatial distribution of responses within the scheme area. It shows a clear pattern of support in the northern part of the area and opposition in the southern part of the area.



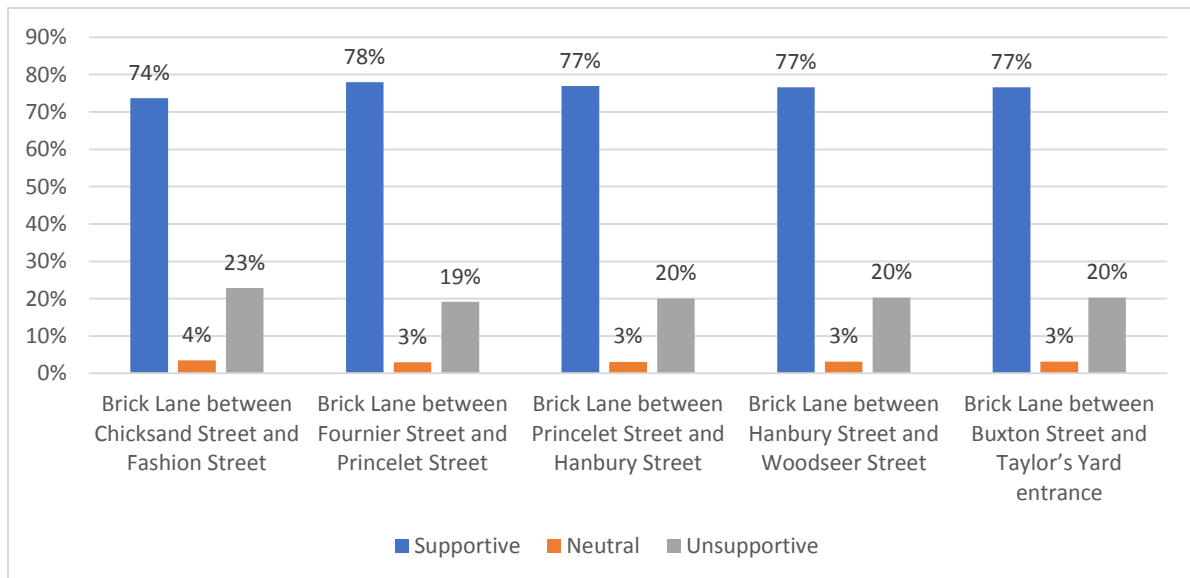
SECTION 2

Onsite surveys were conducted on Brick Lane on the 9th and 15th October on the junctions of:

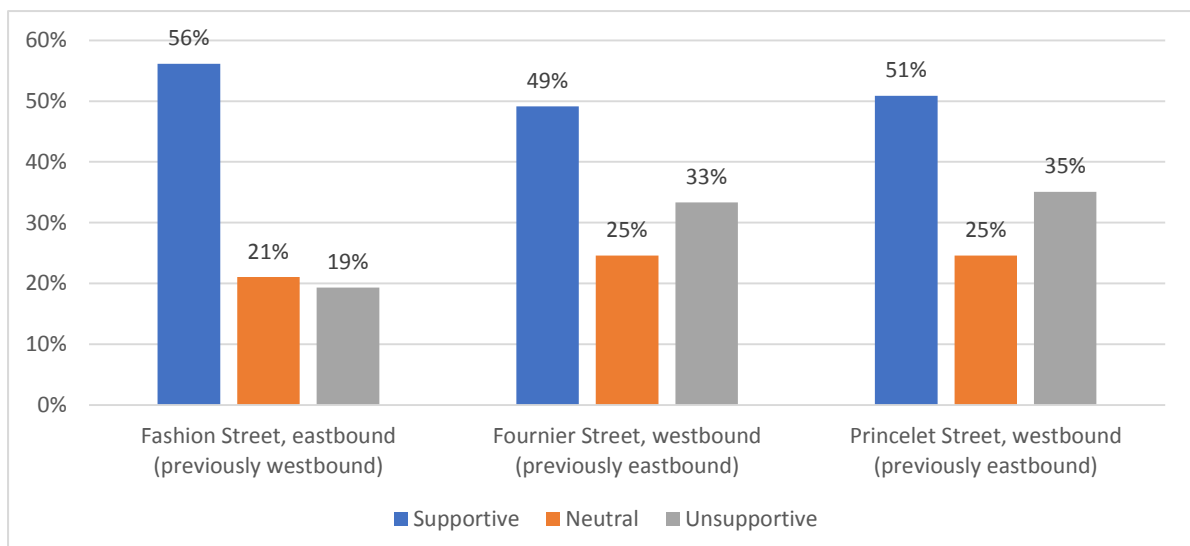
- Junction of Brick Lane and Heneage St.
- Junction of Brick Lane and Woodseer

There was a total of 89 responses

Q1 How supportive are you of timed closures (5.30pm-11pm Thursdays and Fridays and 11am-11pm Saturdays and Sundays) along Brick Lane between:



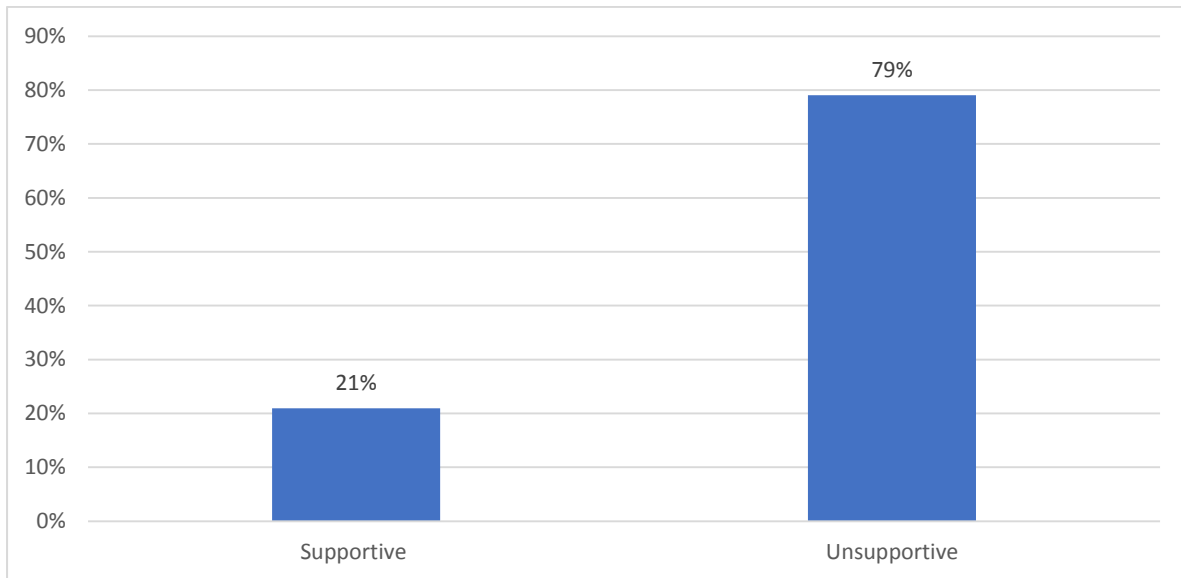
Q2 How supportive are you of the reversal of the following one-way streets?



SECTION 3

Surveys were undertaken with businesses along Brick Lane between Chesire Street and Chicksand Street. A total of 46 businesses were surveyed.

How supportive are you of timed closures (5.30pm-11pm Thursdays and Fridays and 11am-11pm Saturdays and Sundays) along Brick Lane?



What impact have the closure had on your business?

