

This document summarises the overall picture for the free early education entitlements (FEEE) in Tower Hamlets.

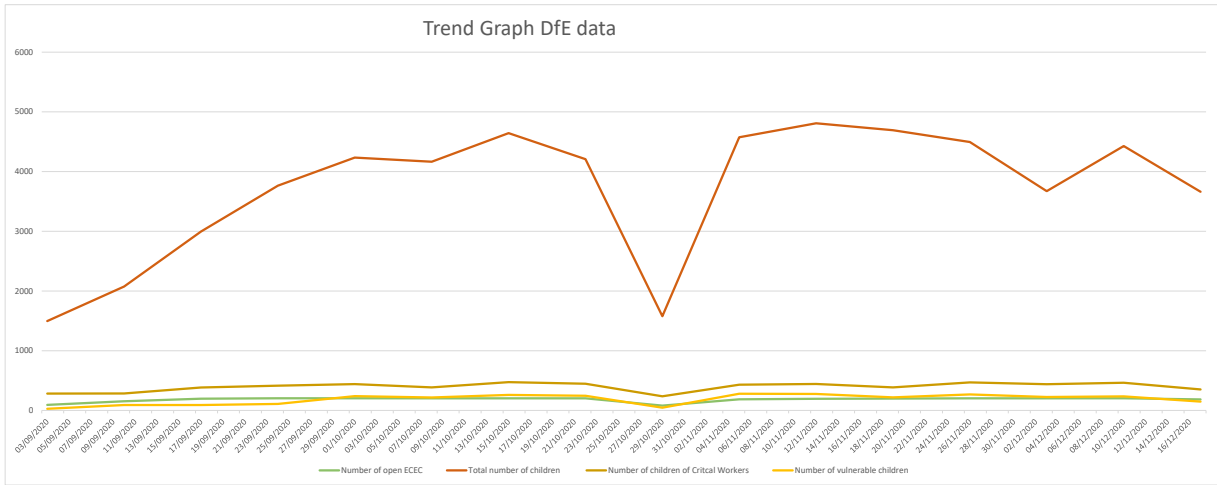
It includes all early childhood education and care (ECEC) settings in receipt of FEEE: private, voluntary and independent childcare; child minders; school nursery classes.

Three children's centres host private childcare providers. The council does not itself provide early education and care places.

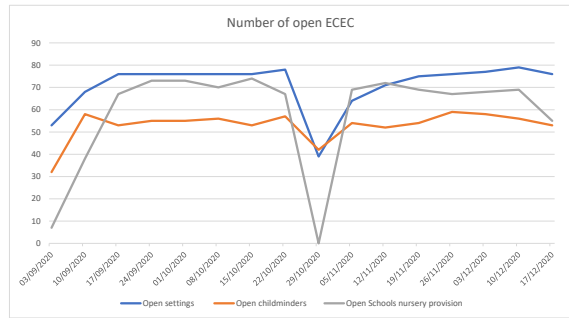
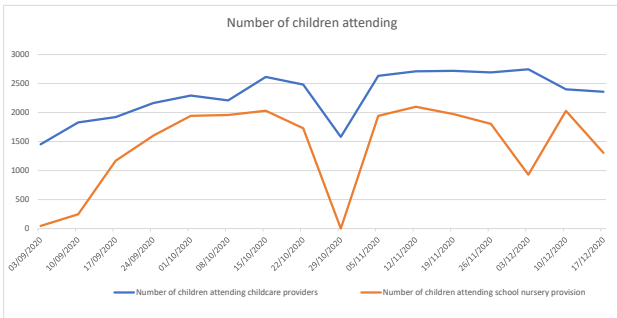
To ensure business viability, many childcare providers offer extra hours paid for by parents.

There are three FEEE: early learning for two year olds; the universal offer for three and four year olds; the additional hours for working parents of three and four year olds. Each entitlement is for 570 hours annually. Some parents of three and four year olds may receive two entitlements (1,140 hours annually.) 570 hours equates to 24% of the childcare hours needed by a working parent. All other hours needed must be paid for by the parent.

Support and advice for parents wishing to access childcare provision is provided by children's centre staff. The Quality and Sufficiency Team ensures: 98% of providers are graded "Good" or "Outstanding" by Ofsted; and that businesses are supported to provide sufficient places for parents who want them. Childcare is a business area independent of the council and so both quality and sufficiency must be achieved by persuasion and information.



Date of collection	17/09/2020	24/09/2020	01/10/2020	08/10/2020	15/10/2020	22/10/2020	29/10/2020	05/11/2020	12/11/2020	19/11/2020	26/11/2020	03/12/2020	10/12/2020	17/12/2020
Number of open ECEC	92	154	196	204	204	202	203	202	202	81	187	195	198	202
Total number of children	1497	2075	2995	3763	4234	4166	4645	4209	1579	4575	4809	4692	4495	3672
Number of children of Critical Workers	282	284	385	414	442	386	474	448	237	431	444	387	469	463
Number of vulnerable children	28	90	90	109	239	218	260	246	46	280	277	220	269	235



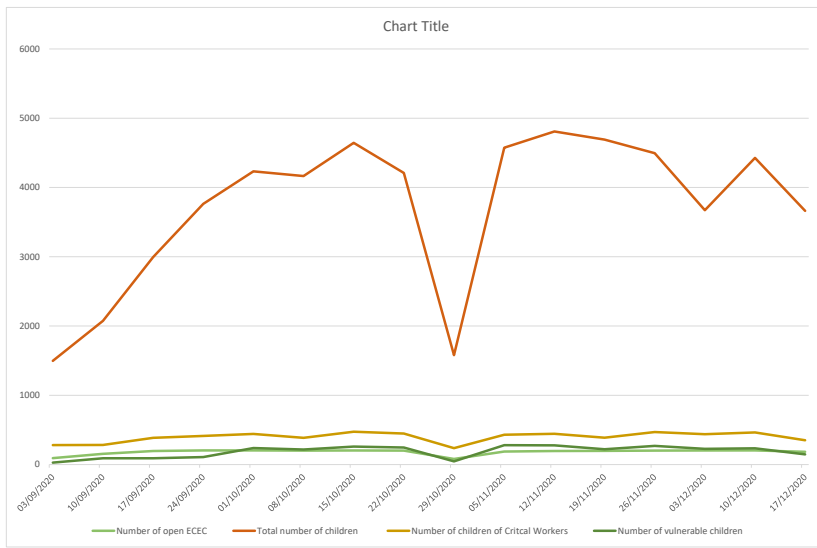
Date of collection	17/09/2020	24/09/2020	01/10/2020	08/10/2020	15/10/2020	22/10/2020	29/10/2020	05/11/2020	12/11/2020	19/11/2020	26/11/2020	03/12/2020	10/12/2020	17/12/2020
Number of children attending childcare providers	1452	1829	1921	2163	2292	2209	2614	2481	1579	2632	2710	2718	2691	2357
Number of children attending school nursery provision	45	246	1168	1600	1942	1957	2031	1728	0	1943	2099	1974	1804	1305

\*drop in School attendance numbers on 03/12/2020 result of 6 no responses and 6 closed schools/classes

Date of collection	17/09/2020	24/09/2020	01/10/2020	08/10/2020	15/10/2020	22/10/2020	29/10/2020	05/11/2020	12/11/2020	19/11/2020	26/11/2020	03/12/2020	10/12/2020	17/12/2020
Open settings	53	68	76	76	76	76	76	78	39	64	71	75	76	76
Open childminders	32	58	53	55	55	56	53	57	42	54	52	54	59	53
Open Schools nursery provision	7	38	67	73	73	70	74	67	0	69	72	69	67	55

## Weekly DfE data collection

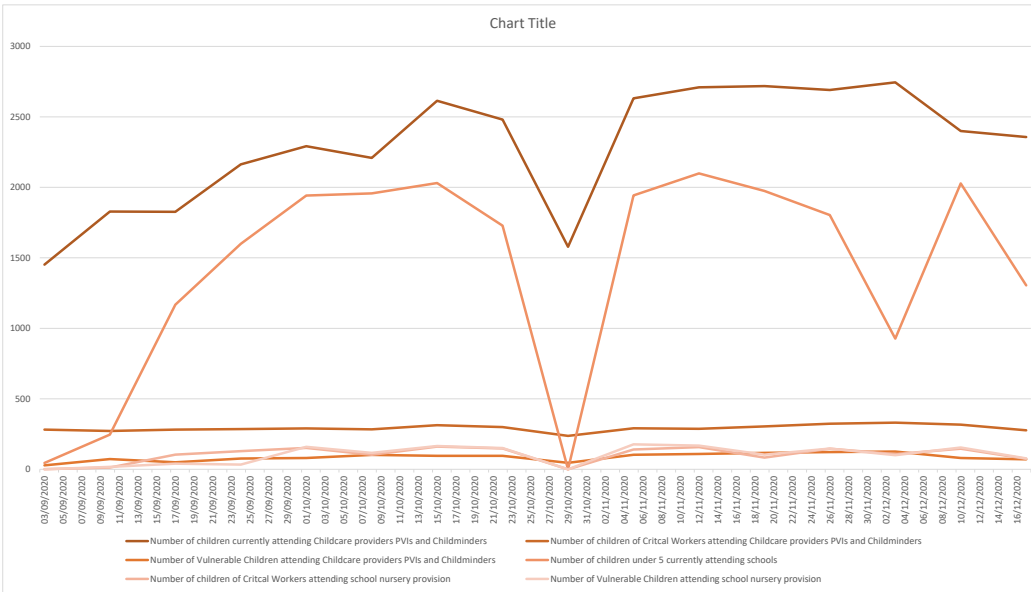
Trend Graph DfE data re PVI's and Childminders



Date of collection	03/09/2020	10/09/2020	17/09/2020	24/09/2020	01/10/2020	08/10/2020	15/10/2020	22/10/2020	29/10/2020	05/11/2020	12/11/2020	19/11/2020	26/11/2020	03/12/2020	10/12/2020	17/12/2020
Number of open Childcare providers PVI's and Childminders	85	116	132	131	131	132	129	129	81	118	123	129	135	135	135	129
Number of children currently attending Childcare providers PVI's and Childminders	1452	1829	1827	2163	2292	2209	2614	2481	1579	2632	2710	2718	2691	2745	2400	2357
Number of children of Critical Workers attending Childcare providers PVI's and Childminders	281	272	281	285	290	283	313	300	237	291	287	304	323	331	317	277
Number of Vulnerable Children attending Childcare providers PVI's and Childminders	28	73	50	76	80	102	95	95	46	103	109	116	122	126	80	71
Number of open school nursery provision	7	38	67	73	73	70	74	67	0	69	72	69	67	68	69	55
Number of children under 5 currently attending school nursery provision	45	246	1168	1600	1942	1957	2031	1728	0	1943	2099	1974	1804	927	2028	1305
Number of children of Critical Workers attending school nursery provision	1	12	104	129	152	103	161	148	0	140	157	83	146	108	146	74
Number of Vulnerable Children attending school nursery provision	0	17	40	33	159	116	165	151	0	177	168	104	147	100	155	77
Total number of open settings	92	154	196	204	204	202	203	202	81	187	195	198	202	203	204	184
Total number of children	1497	2075	2995	3763	4234	4166	4645	4209	1579	4575	4809	4692	4495	3672	4428	3662
Total number of children of Critical Workers	282	284	385	414	442	386	474	448	237	431	444	387	469	439	463	351
Total number of Vulnerable Children	28	90	90	109	239	218	260	246	46	280	277	220	269	226	235	148

# Weekly DfE data collection

Trend Graph DfE data re PVI's and Childminders



Date of collection	03/09/2020	10/09/2020	17/09/2020	24/09/2020	01/10/2020	08/10/2020	15/10/2020	22/10/2020	29/10/2020	05/11/2020	12/11/2020	19/11/2020	26/11/2020	03/12/2020	10/12/2020	17/12/2020
Number of children currently attending Childcare providers PVI's and Childminders	1452	1829	1827	2163	2292	2209	2614	2481	1579	2632	2710	2718	2691	2745	2400	2357
Number of children of Critical Workers attending Childcare providers PVI's and Childminders	281	272	281	285	290	283	313	300	237	291	287	304	323	331	317	277
Number of Vulnerable Children attending Childcare providers PVI's and Childminders	28	73	50	76	80	102	95	95	46	103	109	116	122	126	80	71
Number of children under 5 currently attending schools	45	246	1168	1600	1942	1957	2031	1728	0	1943	2099	1974	1804	927	2028	1305
Number of children of Critical Workers attending school nursery provision	1	12	104	129	152	103	161	148	0	140	157	83	146	108	146	74
Number of Vulnerable Children attending school nursery provision	0	17	40	33	159	116	165	151	0	177	168	104	147	100	155	77