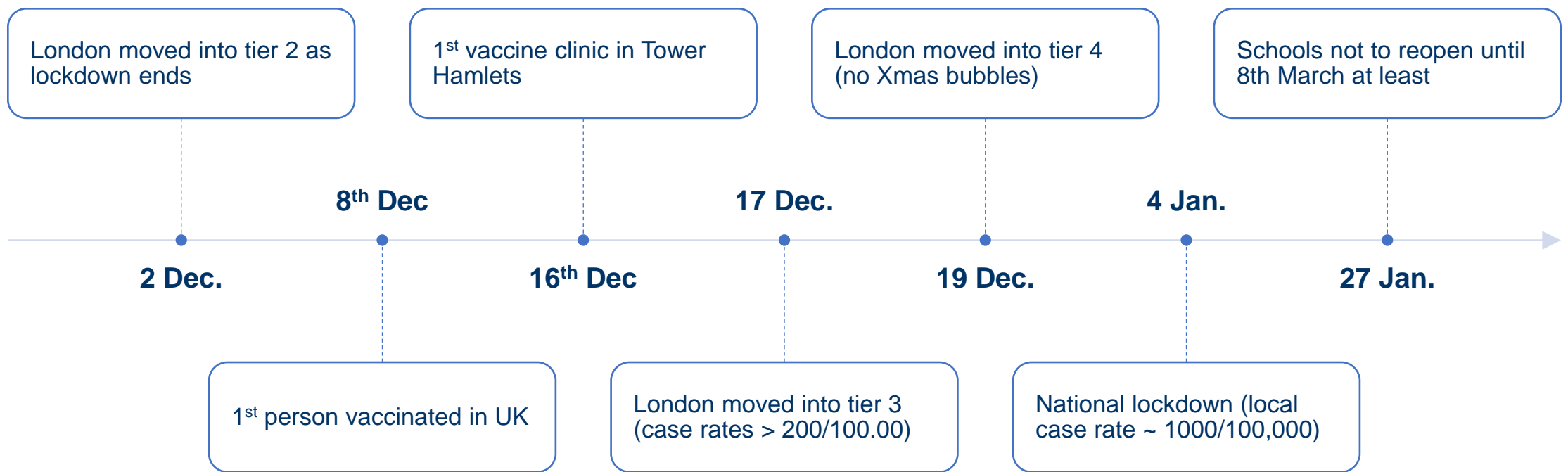


Tower Hamlets COVID-19 update

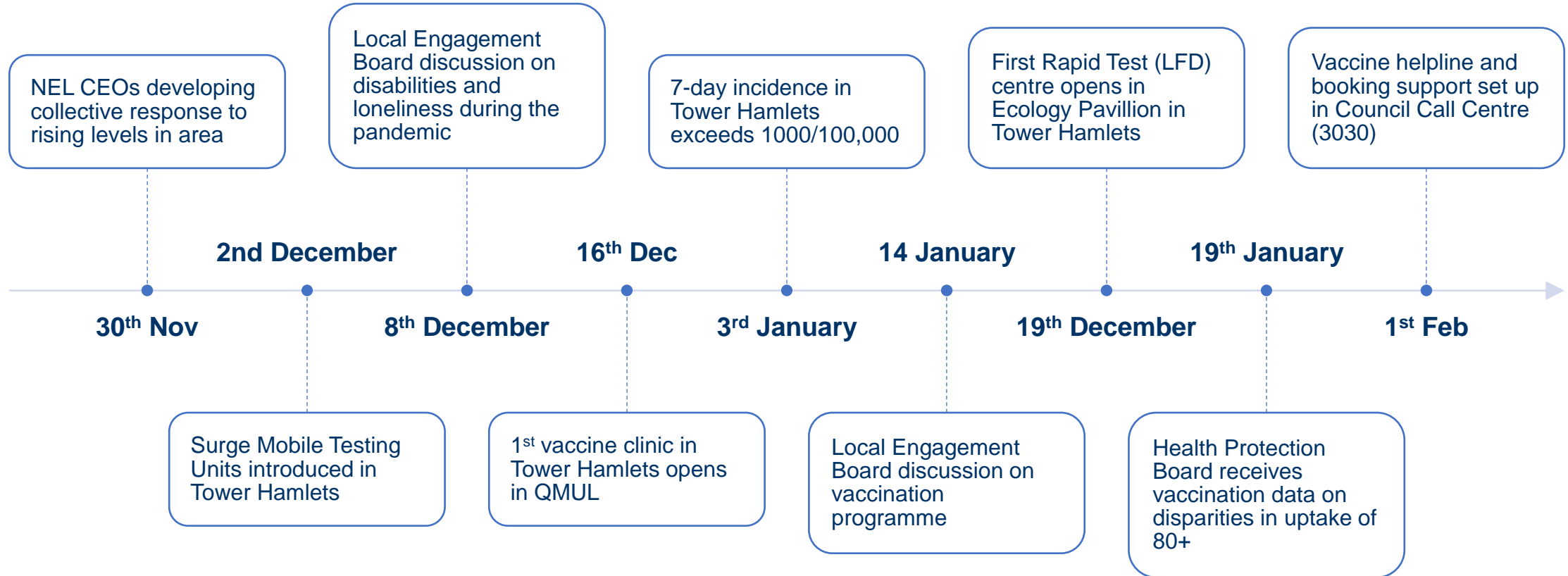
Health and Wellbeing Board
2nd February, 2021



Since last Health and Wellbeing Board National



Since last Health and Wellbeing Board Tower Hamlets



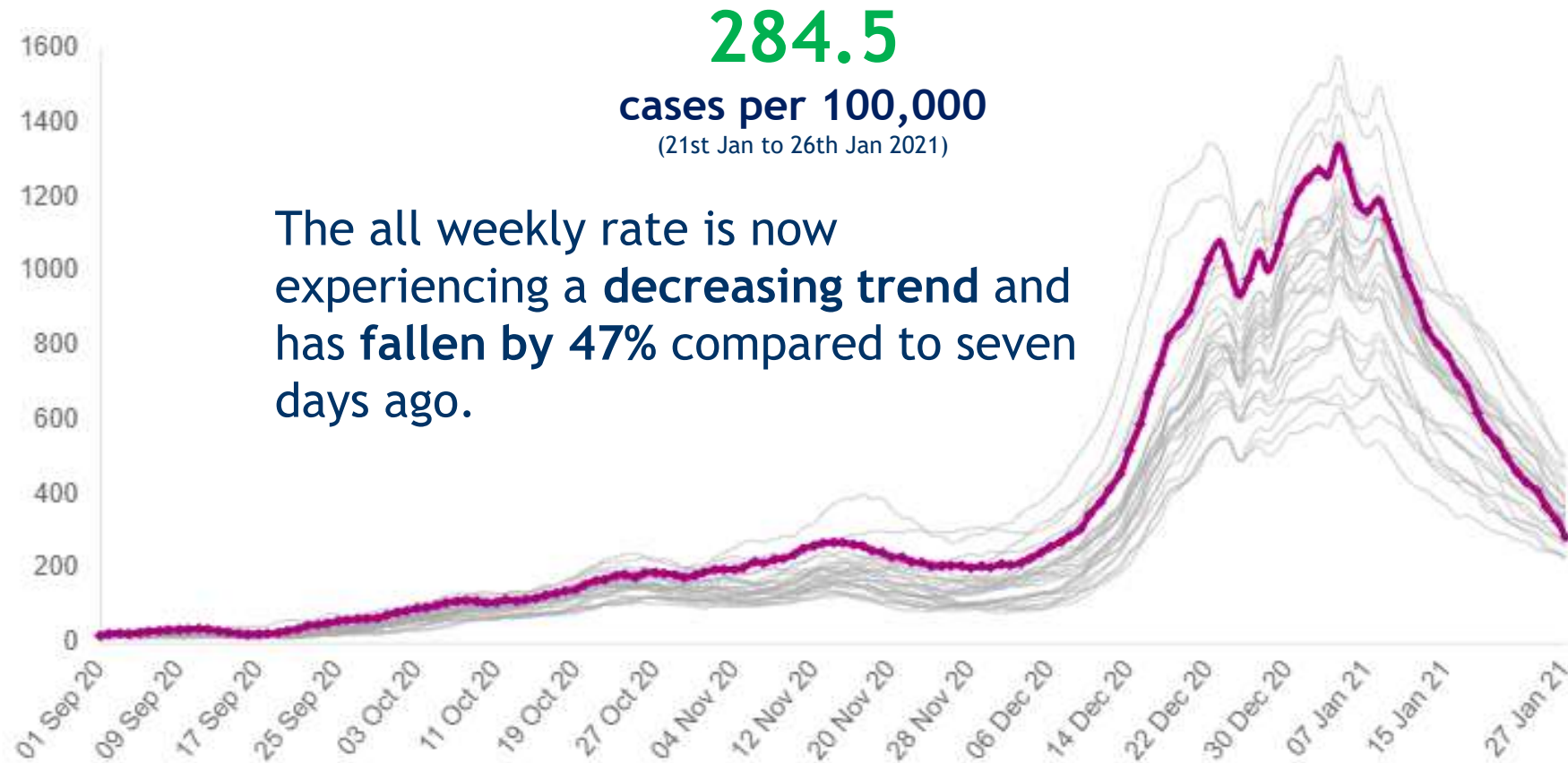
Tower Hamlets numbers through epidemic



- 219,848
 - Tests conducted in Tower Hamlets residents
- 27,085
 - Positives identified in Tower Hamlets residents
- 9,630
 - LFTs conducted in community testing sites
- 30,750
 - Contacts identified by NHS Track and Trace
- 19,809
 - Residents receiving at least first dose of vaccine
- 3,299
 - 80+ residents receiving at least first dose of vaccine



Current situation



924 cases in past week (half those of week before)

Highest rates in the 50-59 population and 80+

Highest cases have been in Bethnal Green, Stepney, Shadwell, Poplar and Bromley by Bow

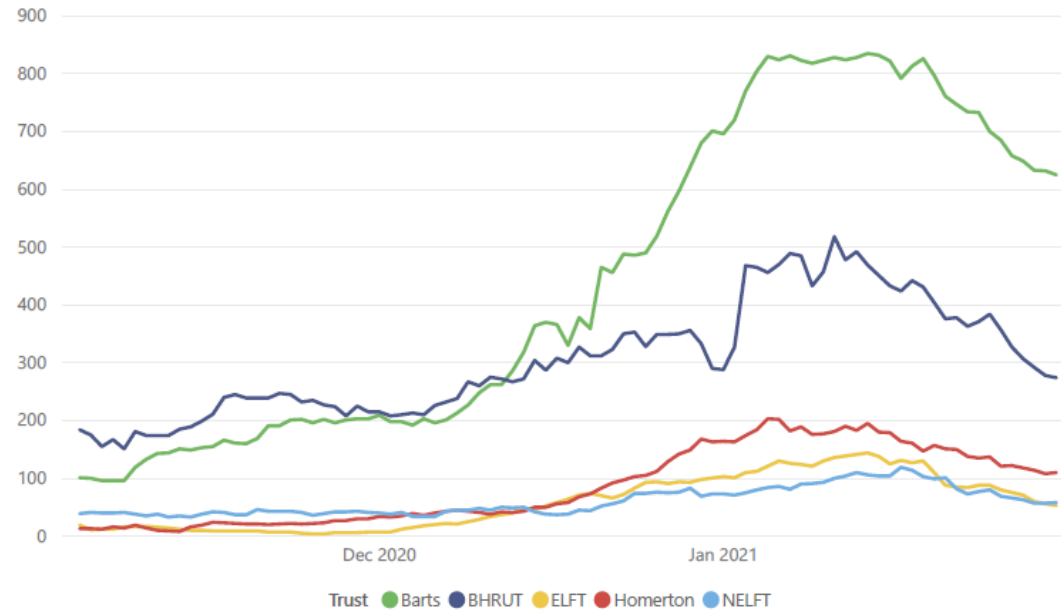
Ethnicity, deprivation and social housing trends persist

Source: PHE Covid-19 Situational Awareness Explorer..



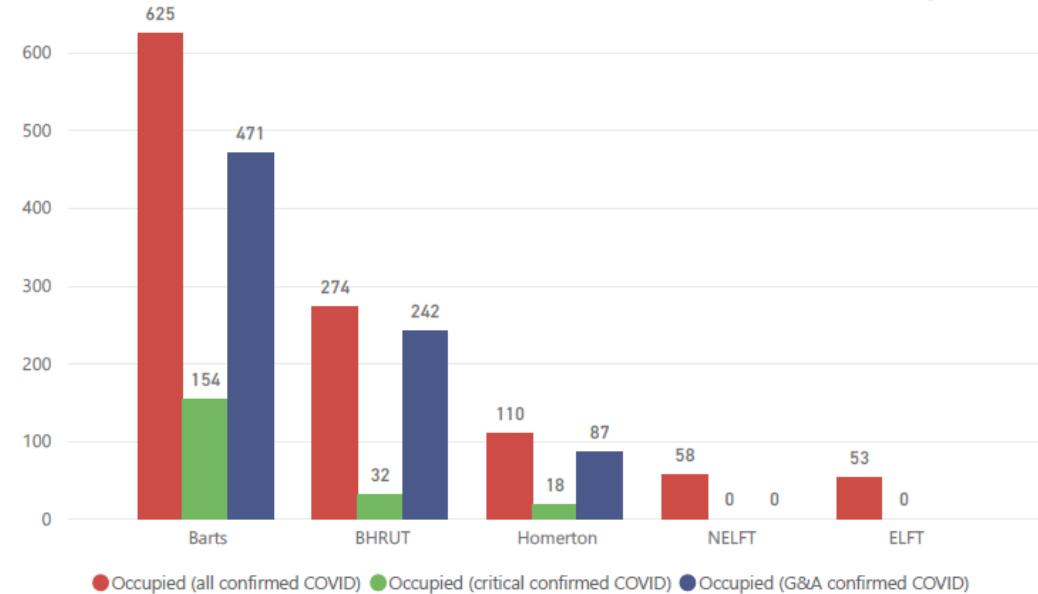
Hospitalisations

Bed occupancy by COVID-19 patients timeline



Current bed occupancy by COVID-19 patients

Latest date reported
31 January 2021



Overall acute bed occupancy	Weekly Change	Weekly Change (%)
33%	-6.9%	-17%

Critical care occupancy	Weekly Change	Weekly Change (%)
51%	-8.7%	-14%

Hospital occupancy by COVID patients decreases across NEL: Overall bed occupancy by COVID patients has decreased 17% over past 7 days across NEL and has decreased by 14% in critical care. COVID-19 patients now occupy 33% of NEL G&A capacity and 51% of acute critical care capacity.

Priorities



- **Vaccinate**
- **Test**
- **Communicate**
- **Engage, Explain, Encourage, Enforce!**



The Vaccination Challenge



• 80+	=	5,000	PLUS
• 75-80	=	3,500	All Health and Care Workers
• 70-74	=	5,000	
• CEV	=	7,500	
• 65+	=	6,300	
• 16-64*	=	12,000	
• 60-64	=	8,500	
• 55-59	=	11,000	
• 50-54	=	14,000	

* With underlying health conditions

