

ASB – SPOTLIGHT

Overview and Scrutiny

Committee

25th Jan 2021



The London ASB Landscape

- **How do we compare and where do we rank?**
- We have the highest level of reported ASB in London
- LB Westminster currently has the second highest level
- LB Hackney and LB Newham are 4th and 6th highest in London

Borough	ASB Nov 20 Rolling 12 months	Percentage (volume) change from previous year
Tower hamlets	27,594	+61.5% (10,505)
Westminster	22,072	+27.3% (4,738)
Hackney	20,125	+95.4% (9,827)
Newham	18,859	+88.2% (8,836)

<https://data.london.gov.uk/snb-dashboard/>




The Local ASB Context



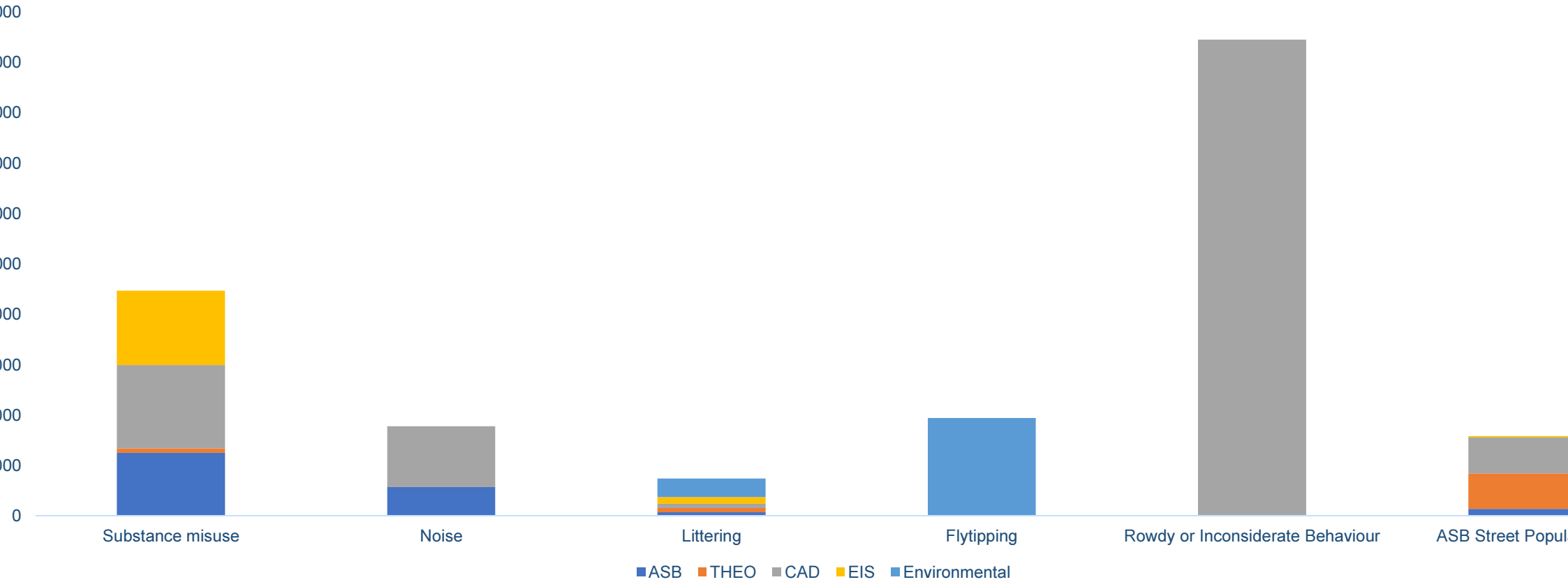
ASB	Rank
Whitechapel	1st
Spitalfields and Banglatown	2nd
Mile End	3rd
St Peter's	4th
Weavers	5th
Bethnal Green	6th
Blackwall and Cubitt Town	7th
St Katharine's and Wapping	8th
St Dunstan's	9th
Bow East	10th
Lansbury	11th
Shadwell	12th
Island Gardens	13th
Bromley South	14th
Canary Wharf	15th
Stepney Green	16th
Bow West	17th
Poplar	18th
Limehouse	19th
Bromley North	20th

ASB Ward Ranking



ASB - Drivers of Demand

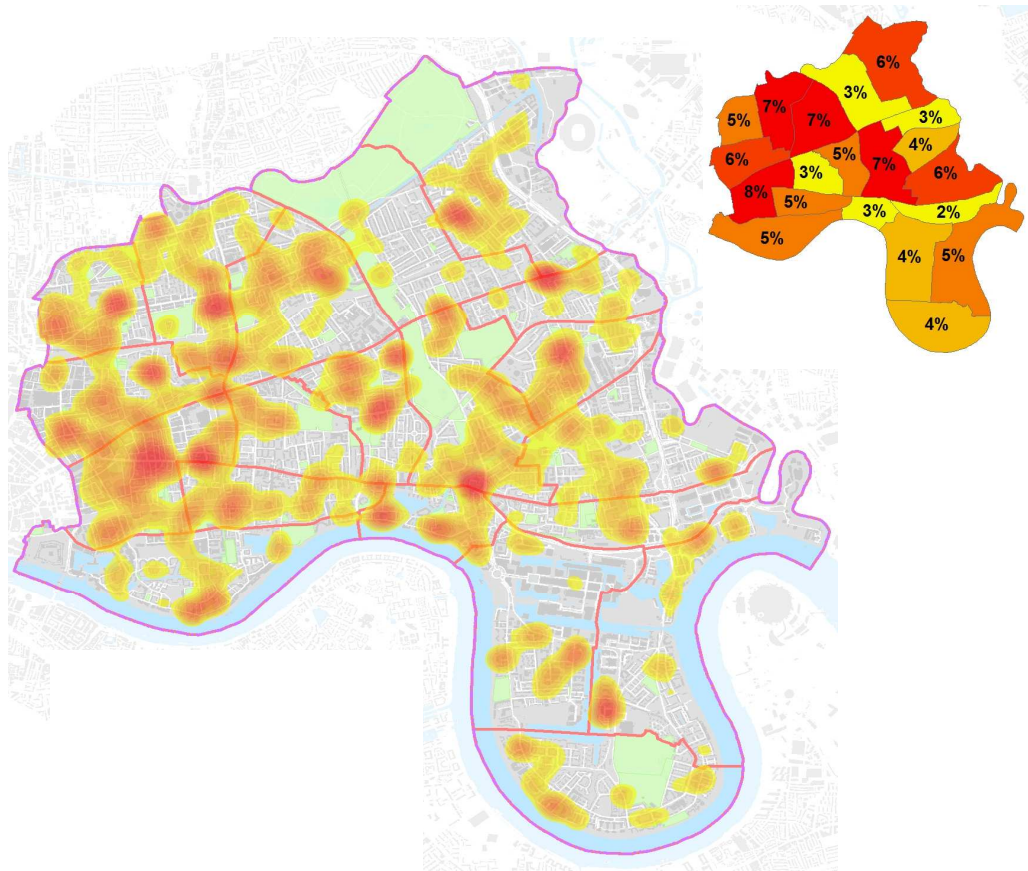
ASB Demand



Data range-Oct 2018- September 2020



Where is it happening Geographic Hotspots



- ❖ The hotspot map is reflective of ASB demand for the period relating to November 2019 up to October 2020.
- ❖ The volume of reported ASB is highest in the north west wards of Tower Hamlets.



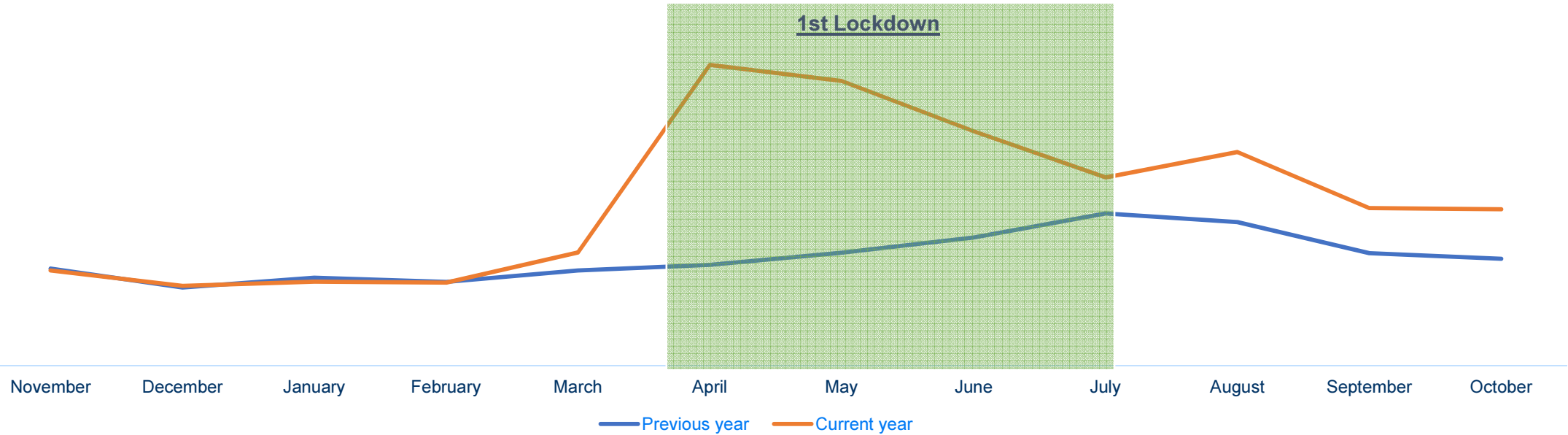
Slide 5

KS1

Not sure where this has come from Barry can you label this ?? its not clear

Kerrith Stewart, 08/01/21

ASB trends – COVID impact



ASB demand has continued to increase - 53% in the last year

Some lockdown months saw the biggest increases, likely due to COVID19 related ASB reports

ASB reports are likely to have increased also due to the lockdown – “pent up” demand



Slide 6

KS2

tower hamlets is a very micro dense borough and we have alot more highrise residency than other boroughs.

Kerrith Stewart, 08/01/21

Community Safety Partnership Resident's Feedback 2020



83% think ASB is a serious problem

49% reported ASB as a “very significant issue”. This is in comparison to 42% of respondents reporting crime is a serious problem.

83% think noise nuisance is a big problem

Almost half of respondents felt noise nuisance was a big problem. The majority of respondents reported that it wasn't “noisy neighbours” that were the issue, but rather groups of youths congregating late into the night, often driving cars dangerously and revving engines loudly. Speeding or abandoned cars (66%) were reported as being a problem.

83% think Drugs & Drug dealing are a serious problem

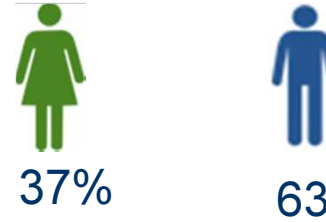
Drug use and drug dealing (88% of respondents), Nitrous Oxide (79%), were overwhelmingly identified as the main issues people had in terms of ASB. , Groups of youths congregating late into the night, partying on the street and making noise was also referenced by large cohort of respondents, as was ‘dog fouling’ and ‘Fly tipping’.



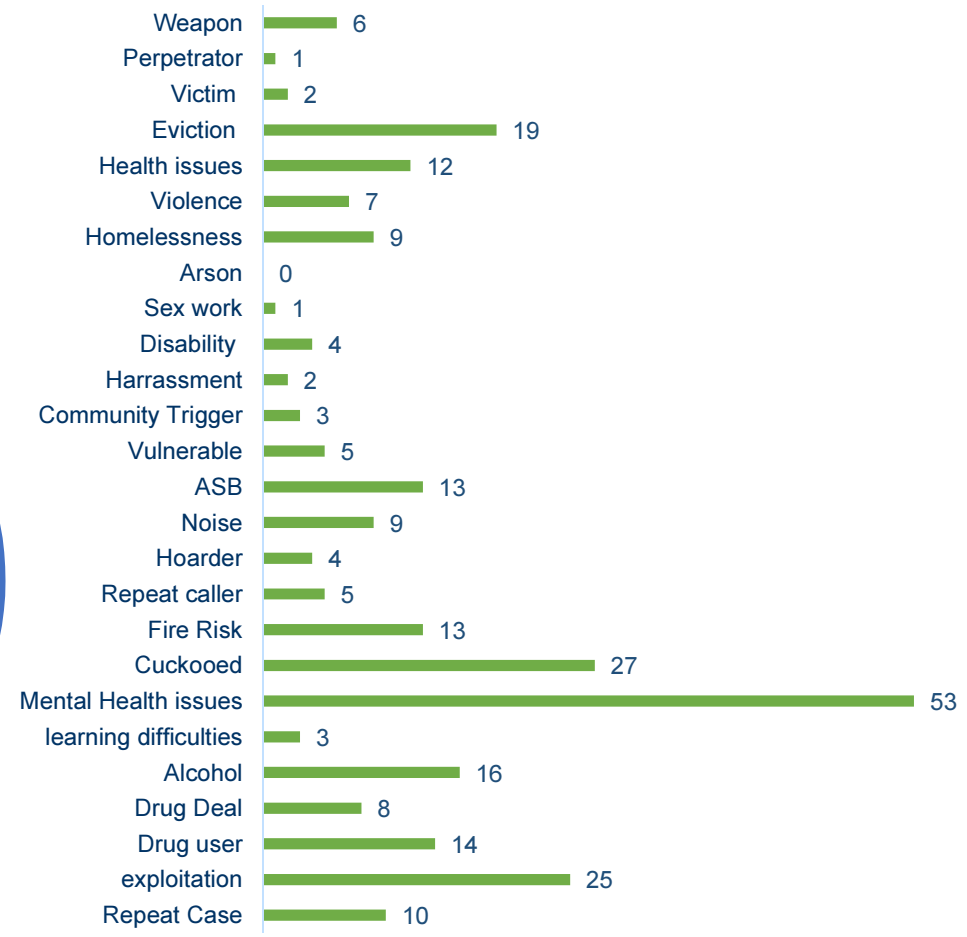
Safeguarding victims of ASB.



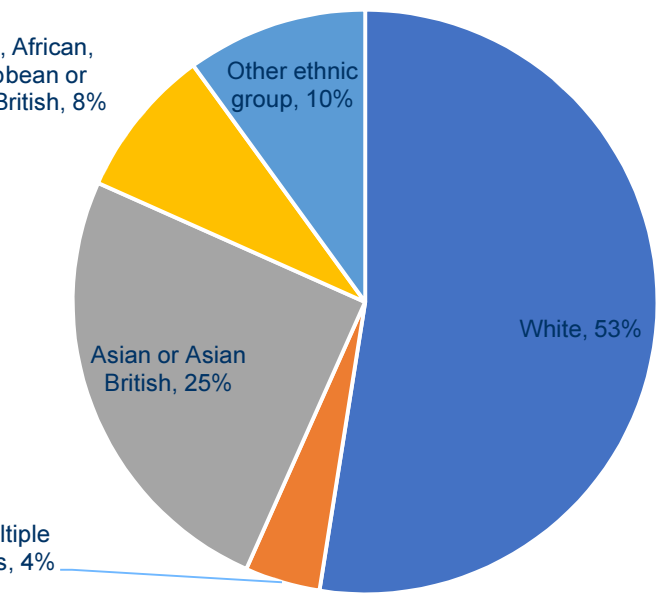
TOWER HAMLETS



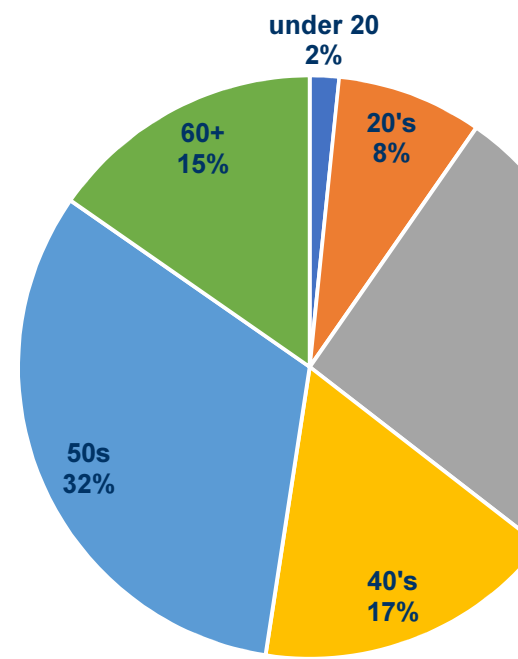
Vulnerabilities



Ethnicity



Ages



Tackling Perpetrators of ASB



- The 4 most prolific perpetrators of ASB known to various council services and agencies had a total of 304 incidents between them – substance misuse is a common factor.
- “Support /Enforcement Model” for those engaged in substance misuse particularly including those engaged in using drugs.
- Diversionary programmes for women involved in prostitution and “kerb crawling”.
- Council staff trained and able to use a broad range of enforcement powers to solve problems and deal with perpetrators.



What are we doing – The Partnership Response



Developing the Community Safety Partnership Plan – ASB priority
Revised Governance - Police, Council and Tower Hamlets Homes
Re-designed council offer (Safer Neighbourhood Operations) – localities
based teams to partner the ward panels,
Council Funded Police teams – tackling drugs
Neighbourhood Management roll out to worst affected wards
Customer Journey – improved online reporting and community trigger
review
Tackling the “middle issues” – crime and grime i.e. NOX
Improved criminal justice pathways – substance misuse
Better use of tools and powers and revised neighbourhood tasking
arrangements

