

Overview and Scrutiny Committee COVID-19 update

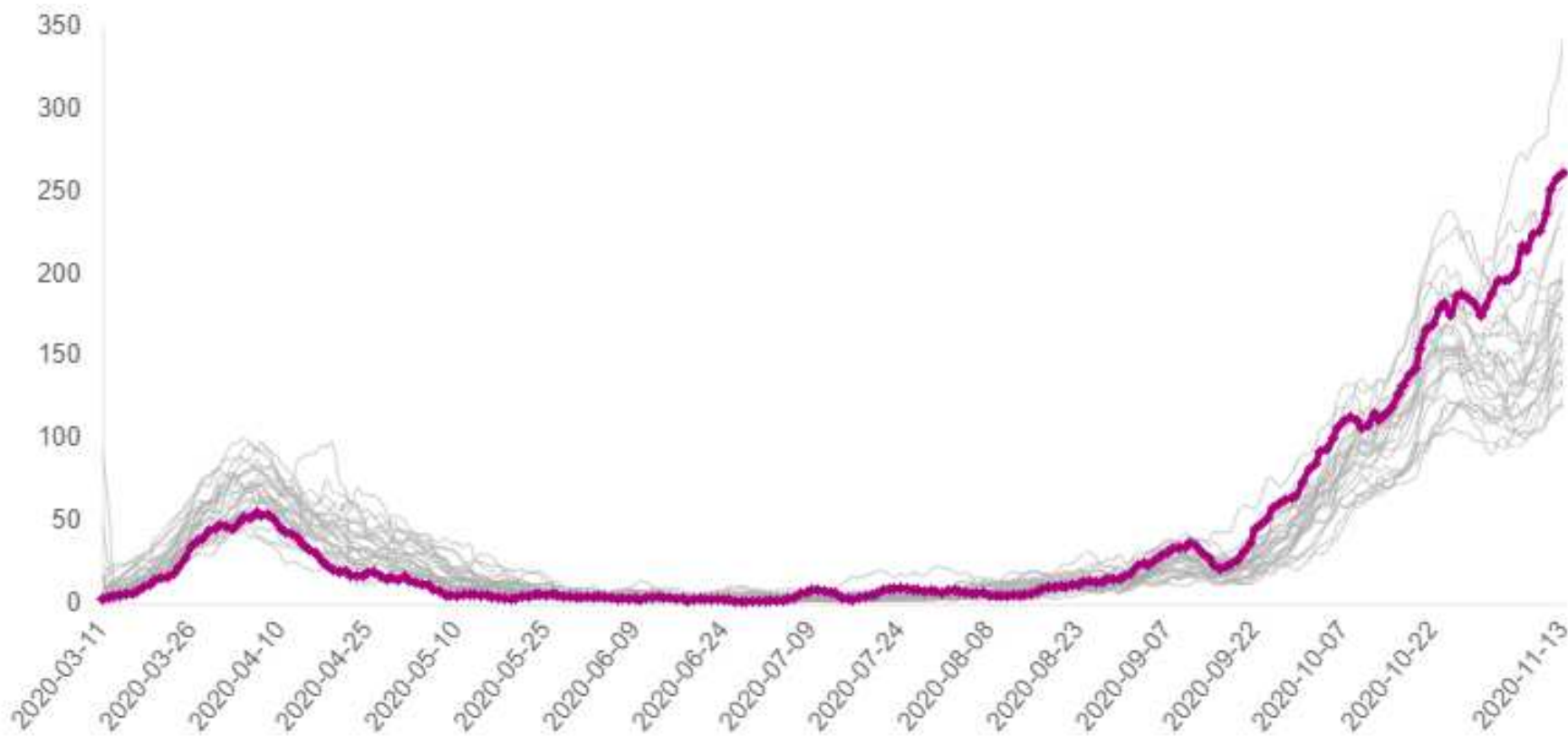
23rd November 2020



Weekly incidence of COVID-19



Tower Hamlets rolling weekly rates vs rest of London:



Rate of increase starting to slow

TH consistently in highest third

Higher levels in South Asian ethnicity

Higher in most deprived groups

Particularly sharp rise in 16-29

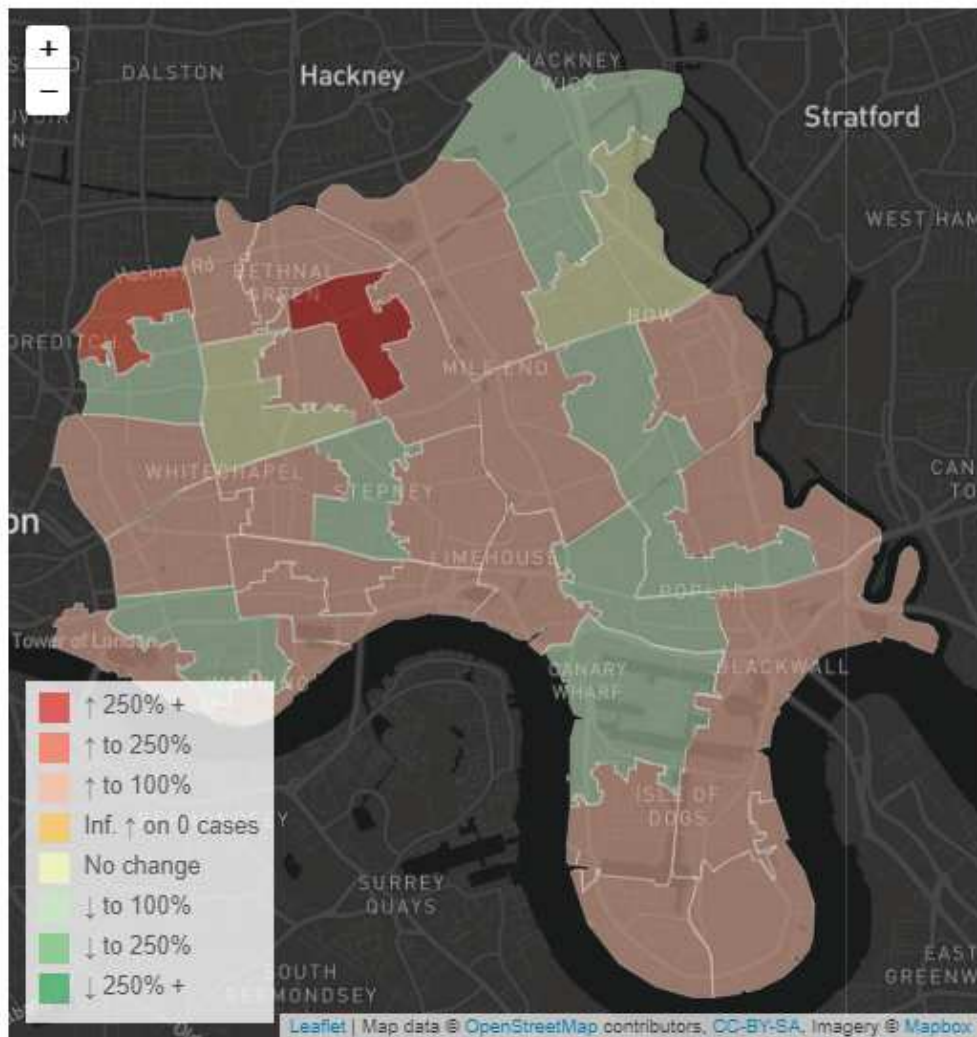
Hospital pressures increase slowly

Source: PHE Covid-19 Situational Awareness Explorer. Data is for up to 14th November. The last four days may be incomplete due to lags in reporting.



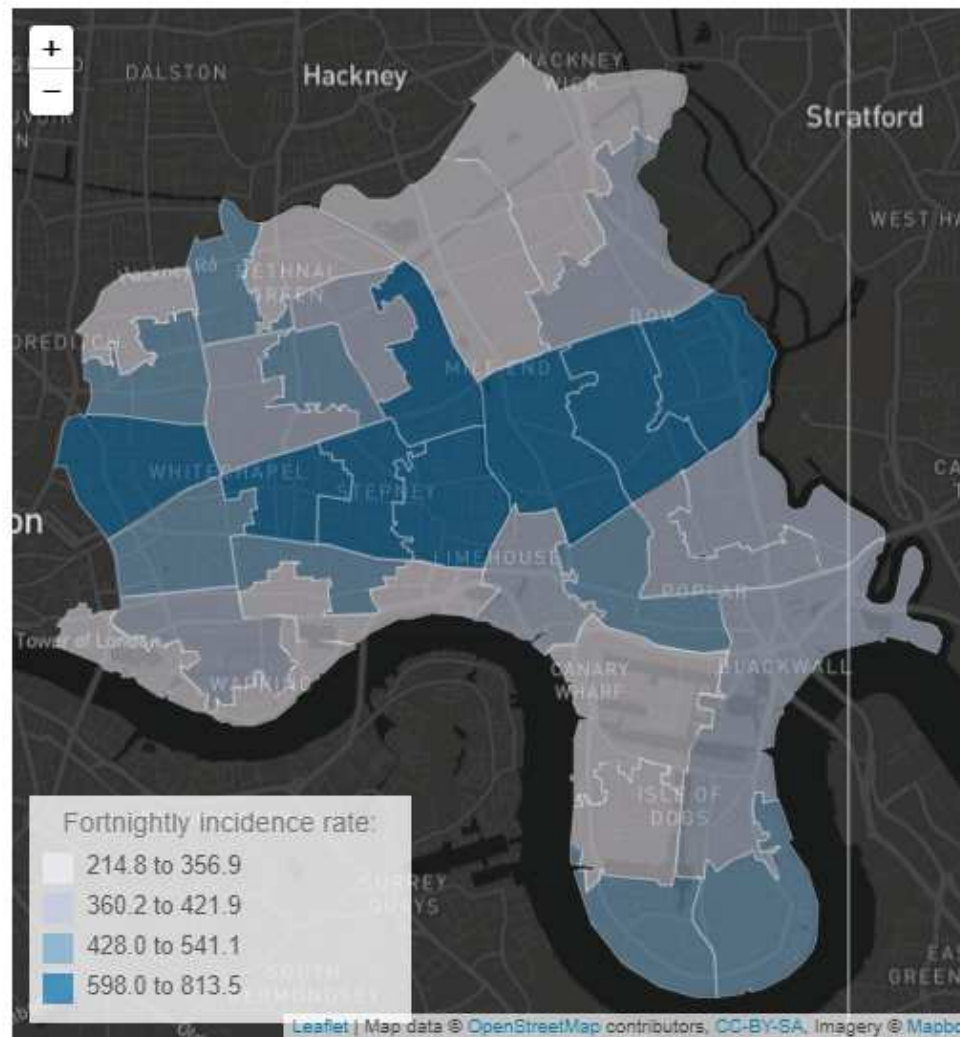
Change in number of cases by MSDA:

Number of cases for w/c 8th Nov compared to number of cases w/c 1st Nov



Fortnightly incidence rates by MSDA:

Based on specimens taken between 1st Nov and 14th Nov



Source: PHE Covid-19 Situational Awareness Explorer. Data is for up to 14th November. The last four days may be incomplete due to lags in reporting.



Local Outbreak Control Plan Priorities

Policy

- Lockdown and coming out of lockdown
- New technologies
 - Rapid testing
 - Vaccination

Safe Place

- Testing
 - Local testing sites
 - Primary care testing
 - **Mass testing piloting**
- Ongoing compliance
- High risk locations
 - Care homes
 - Student residences
 - Schools
 - Workplace

Safe communities

- Resident led engagement
 - Covid Champions
 - Targeted outreach
 - Bangladeshi
 - Somali
 - Disability

Safe individuals

- **Vaccination**
- Local test and trace
- Clinically extremely vulnerable
 - Advice
 - Support for self isolation
- Ongoing comms

Managing lockdown and planning for lifting of lockdown



Mass testing (Targeted Asymptomatic Testing)



- Enables results in 30mins
- 100,000 tests would find
 - 630 positives of which 230 would actually have COVID-19
 - 400 would have negative results but would actually be positive
- Objectives
 - Protect highest risk
 - Find more cases
 - Enable normal life to continue
- Range of national and regional pilots/rollout
 - Schools, care homes, healthcare staff, universities
- Local authority pilots
 - 10,000 tests being delivered initially
 - Care homes, hostels, LD accommodation, universities, schools, businesses?



Vaccination

- Range of effective vaccines becoming available
- Interim prioritisation criteria have been set out
 - Phase 1 – primary care
 - Care home and care home staff
 - Over 80s
 - 65 to 80 year olds and clinically high risk
 - Phase 2 – mass vaccination
 - 50-65
 - Rest of population
- Expectation of preparedness for Phase 1 by start of Dec
 - Uncertain when vaccines available as further safety testing needed
- Issues
 - Capacity of systems to mobilise
 - Public confidence



Post lockdown

- Lockdown is expected to end 2nd December
- Expectation that England will return to tiered system
- Nationally and London there is a plateauing in rate and healthcare pressures
- Policy questions
 - What tier will London move into?
 - Tiering restrictions may be different (eg for clinically extremely vulnerable)
 - What restrictions will apply over festive season?
- Issues
 - Communications on new restriction
 - Behaviours (esp particularly immediately post lockdown)
 - New context of rapid testing and expectations of vaccine



Regional Tiering



Tier	Social Contact	Education	Economy	Activities
Tier 1 Medium	<ul style="list-style-type: none"> • Rule of 6 indoors and outdoors in all settings • Overnight stays permitted subject to social contact rules • Residential care settings open to visitors with extra precautions/provider guidance 	<ul style="list-style-type: none"> • Schools, FE open and universities open with appropriate restrictions 	<ul style="list-style-type: none"> • WFH where possible • Shopping and retail open • Hospitality open with some restrictions e.g. 10pm closing time/table service only • Health services open 	<ul style="list-style-type: none"> • No travel restrictions with area, avoid travel to Very High area where possible • Places of worship open subject to social contact rules • Organised sport in outdoor settings. Indoor sport must follow social contact rules • Youth clubs/activities open • Childcare open • Leisure & gyms open
Tier 2 High	<ul style="list-style-type: none"> • 1 household/bubble indoors • Rule of 6 outdoors • Overnight stays permitted subject to social contact rules • Residential care settings closed to external visitors other than exceptional circumstances 	<ul style="list-style-type: none"> • Schools, FE open and universities open with appropriate restrictions 	<ul style="list-style-type: none"> • WFH where possible • Shopping and retail open • Hospitality open with some restrictions e.g. 10pm closing time/table service only • Health services open 	<ul style="list-style-type: none"> • Reduce journeys where possible, avoid travel to Very High area where possible • Places of worship open subject to social contact rules • Organised sport in outdoor settings. Indoor sport must follow social contact rules • Youth clubs/activities open • Childcare open • Leisure & gyms open
Tier 3 Very High	<ul style="list-style-type: none"> • 1 household/bubble in most locations indoors & outdoors • Rule of 6 applies in public outdoor settings like parks • Overnight stays are advised against in other parts of UK, or in Very High areas • Residential care settings closed to external visitors other than exceptional circumstances 	<ul style="list-style-type: none"> • Schools and FE open • Universities open with appropriate restrictions and option to move to greater online provision 	<ul style="list-style-type: none"> • WFH where possible • Shopping and retail open • Pubs/bars must close except where operating as restaurant • Health services open 	<ul style="list-style-type: none"> • Reduce journeys where possible, avoid travel in and out of area except for work/education • Places of worship open subject to social contact rules • Organised sport in outdoor settings. Indoor sport must follow social contact rules • Youth clubs/activities open • Childcare open • Leisure & gyms subject to local consultation