

## Better Care Fund 2019/20 Template

### 1. Guidance

#### Overview

##### Note on entering information into this template

Throughout the template, cells which are open for input have a yellow background and those that are pre-populated have a grey background, as below:

Data needs inputting in the cell

Pre-populated cells

##### Note on viewing the sheets optimally

For a more optimal view each of the sheets and in particular the drop down lists clearly on screen, please change the zoom level between 90% - 100%. Most drop downs are also available to view as lists within the relevant sheet or in the guidance sheet for readability if required.

The details of each sheet within the template are outlined below.

##### Checklist (click to go to Checklist, included in the Cover sheet)

1. This section helps identify the data fields that have not been completed. All fields that appear as incomplete should be complete before sending to the Better Care Support Team.
2. It is sectioned out by sheet name and contains the description of the information required, cell reference for the question and the 'checker' column which updates automatically as questions within each sheet are completed.
3. The checker column will appear 'Red' and contain the word 'No' if the information has not been completed. Clicking on the corresponding 'Cell Reference' column will link to the incomplete cell for completion. Once completed the checker column will change to 'Green' and contain the word 'Yes'
4. The 'sheet completed' cell will update when all 'checker' values for the sheet are green containing the word 'Yes'.
5. Once the checker column contains all cells marked 'Yes' the 'Incomplete Template' cell (below the title) will change to 'Complete Template'.
6. Please ensure that all boxes on the checklist are green before submission.

##### 2. Cover (click to go to sheet)

1. The cover sheet provides essential information on the area for which the template is being completed, contacts and sign off.
2. Question completion tracks the number of questions that have been completed; when all the questions in each section of the template have been completed the cell will turn green. Only when all cells are green should the template be sent to [england.bettercaresupport@nhs.net](mailto:england.bettercaresupport@nhs.net)
3. Please note that in line with fair processing of personal data we collect email addresses to communicate with key individuals from the local areas for various purposes relating to the delivery of the BCF plans including plan development, assurance, approval and provision of support. We remove these addresses from the supplied templates when they are collated and delete them when they are no longer needed. Please let us know if any of the submitted contact information changes during the BCF planning cycle so we are able to communicate with the right people in a timely manner.

##### 4. Strategic Narrative (click to go to sheet)

This section of the template should set out the agreed approach locally to integration of health & social care. The narratives should focus on updating existing plans, and changes since integration plans were set out until 2020 rather than reiterating them and can be short. Word limits have been applied to each section and these are indicated on the worksheet.

1. Approach to integrating care around the person. This should set out your approach to integrating health and social care around the people, particularly those with long term health and care needs. This should highlight developments since 2017 and cover areas such as prevention.
- 2 i. Approach to integrating services at HWB level (including any arrangements at neighbourhood level where relevant). This should set out the agreed approach and services that will be commissioned through the BCF. Where schemes are new or approaches locally have changed, you should set out a short rationale.
- 2 ii. DFG and wider services. This should describe your approach to integration and joint commissioning/delivery with wider services. In all cases this should include housing, and a short narrative on use of the DFG to support people with care needs to remain independent through adaptations or other capital expenditure on their homes. This should include any discretionary use of the DFG.
3. How your BCF plan and other local plans align with the wider system and support integrated approaches. Examples may include the read across to the STP (Sustainability Transformation Partnerships) or ICS (Integrated Care Systems) plan(s) for your area and any other relevant strategies.

You can attach (in the e-mail) visuals and illustrations to aid understanding if this will assist assurers in understanding your local approach.

##### 5. Income (click to go to sheet)

1. This sheet should be used to specify all funding contributions to the Health and Wellbeing Board's Better Care Fund (BCF) plan and pooled budget for 2019/20. On selected the HWB from the Cover page, this sheet will be pre-populated with the minimum CCG contributions to the BCF, DFG (Disabled Facilities Grant), iBCF (improved Better Care Fund) and Winter Pressures allocations to be pooled within the BCF. These cannot be edited.
2. Please select whether any additional contributions to the BCF pool are being made from Local Authorities or the CCGs and as applicable enter the amounts in the fields highlighted in 'yellow'. These will appear as funding sources when planning expenditure. The fields for Additional contributions can be utilised to include any relevant carry-overs from the previous year.
3. Please use the comment boxes alongside to add any specific detail around this additional contribution including any relevant carry-overs assigned from previous years. All allocations are rounded to the nearest pound.
4. For any questions regarding the BCF funding allocations, please contact [England.bettercaresupport@nhs.net](mailto:England.bettercaresupport@nhs.net)

## 6. Expenditure (click to go to sheet)

This sheet should be used to set out the schemes that constitute the BCF plan for the HWB including the planned expenditure and the attributes to describe the scheme. This information is then aggregated and utilised to analyse the BCF plans nationally and sets the basis for future reporting and to particularly demonstrate that National Condition 2 and 3 are met.

The table is set out to capture a range of information about how schemes are being funded and the types of services they are providing. There may be scenarios when several lines need to be completed in order to fully describe a single scheme or where a scheme is funded by multiple funding streams (eg: iBCF and CCG minimum). In this case please use a consistent scheme ID for each line to ensure integrity of aggregating and analysing schemes.

On this sheet please enter the following information:

### 1. Scheme ID:

- This field only permits numbers. Please enter a number to represent the Scheme ID for the scheme being entered. Please enter the same Scheme ID in this column for any schemes that are described across multiple rows.

### 2. Scheme Name:

- This is a free field to aid identification during the planning process. Please use the scheme name consistently if the scheme is described across multiple lines in line with the scheme ID described above.

### 3. Brief Description of Scheme

- This is free text field to include a brief headline description of the scheme being planned.

### 4. Scheme Type and Sub Type:

- Please select the Scheme Type from the drop-down list that best represents the type of scheme being planned. A description of each scheme is available at the end of the table (follow the link to the description section at the top of the main expenditure table).

- Where the Scheme Types has further options to choose from, the Sub Type column alongside will be editable and turn "yellow". Please select the Sub Type from the drop down list that best describes the scheme being planned.

- Please note that the drop down list has a scroll bar to scroll through the list and all the options may not appear in one view.

- If the scheme is not adequately described by the available options, please choose 'Other' and add a free field description for the scheme type in the column alongside.

- While selecting schemes and sub-types, the sub-type field will be flagged in 'red' font if it is from a previously selected scheme type. In this case please clear the sub-type field and reselect from the dropdown if the subtype field is editable.

### 5. Planned Outputs

- The BCF Planning requirements document requires areas to set out planned outputs for certain scheme types (those which lend themselves to delivery of discrete units of delivery) to help to better understand and account for the activity funded through the BCF.

- The Planned Outputs fields will only be editable if one of the relevant scheme types is selected. Please select a relevant unit from the drop down and an estimate of the outputs expected over the year. This is a numerical field.

### 6. Metric Impact

- This field is collecting information on the metrics that a chem will impact on (rather than the actual planned impact on the metric)

- For the schemes being planned please select from the drop-down options of 'High-Medium-Low-n/a' to provide an indicative level of impact on the four BCF metrics. Where the scheme impacts multiple metrics, this can be expressed by selecting the appropriate level from the drop down for each of the metrics. For example, a discharge to assess scheme might have a medium impact on Delayed Transfers of Care and permanent admissions to residential care. Where the scheme is not expected to impact a metric, the 'n/a' option could be selected from the drop-down menu.

### 7. Area of Spend:

- Please select the area of spend from the drop-down list by considering the area of the health and social system which is most supported by investing in the scheme.

- Please note that where 'Social Care' is selected and the source of funding is "CCG minimum" then the planned spend would count towards National Condition 2.

- If the scheme is not adequately described by the available options, please choose 'Other' and add a free field description for the scheme type in the column alongside.

- We encourage areas to try to use the standard scheme types where possible.

### 8. Commissioner:

- Identify the commissioning entity for the scheme based on who commissions the scheme from the provider. If there is a single commissioner, please select the option from the drop-down list.

- Please note this field is utilised in the calculations for meeting National Condition 3.

- If the scheme is commissioned jointly, please select 'Joint'. Please estimate the proportion of the scheme being commissioned by the local authority and CCG/NHS and enter the respective percentages on the two columns alongside.

### 9. Provider:

- Please select the 'Provider' commissioned to provide the scheme from the drop-down list.

- If the scheme is being provided by multiple providers, please split the scheme across multiple lines.

### 10. Source of Funding:

- Based on the funding sources for the BCF pool for the HWB, please select the source of funding for the scheme from the drop-down list

- If the scheme is funding across multiple sources of funding, please split the scheme across multiple lines, reflecting the financial contribution from each.

### 11. Expenditure (£) 2019/20:

- Please enter the planned spend for the scheme (or the scheme line, if the scheme is expressed across multiple lines)

### 12. New/Existing Scheme

- Please indicate whether the planned scheme is a new scheme for this year or an existing scheme being carried forward.

This is the only detailed information on BCF schemes being collected centrally for 2019/20 and will inform the understanding of planned spend for the iBCF and Winter Funding grants.

#### 7. HICM (click to go to sheet)

National condition four of the BCF requires that areas continue to make progress in implementing the High Impact Change model for managing transfers of care and continue to work towards the centrally set expectations for reducing DToc. In the planning template, you should provide:

- An assessment of your current level of implementation against each of the 8 elements of the model – from a drop-down list
- Your planned level of implementation by the end March 2020 – again from a drop-down list

A narrative that sets out the approach to implementing the model further. The Narrative section in the HICM tab sets out further details.

#### 8. Metrics (click to go to sheet)

This sheet should be used to set out the Health and Wellbeing Board's performance plans for each of the Better Care Fund metrics in 2019/20. The BCF requires plans to be agreed for the four metrics. This should build on planned and actual performance on these metrics in 2018/19.

##### 1. Non-Elective Admissions (NEA) metric planning:

- BCF plans as in previous years mirror the latest CCG Operating Plans for the NEA metric. Therefore, this metric is not collected via this template.

##### 2. Residential Admissions (RES) planning:

- This section requires inputting the information for the numerator of the measure.

- Please enter the planned number of council-supported older people (aged 65 and over) whose long-term support needs will be met by a change of setting to residential and nursing care during the year (excluding transfers between residential and nursing care) for the Residential Admissions numerator measure.

- The prepopulated denominator of the measure is the size of the older people population in the area (aged 65 and over) taken from ONS subnational population projections.

- The annual rate is then calculated and populated based on the entered information.

- Please include a brief narrative associated with this metric plan

##### 3. Reablement (REA) planning:

- This section requires inputting the information for the numerator and denominator of the measure.

- Please enter the planned denominator figure, which is the planned number of older people discharged from hospital to their own home for rehabilitation (or from hospital to a residential or nursing care home or extra care housing for rehabilitation, with a clear intention that they will move on/back to their own home).

- Please then enter the planned numerator figure, which is the planned number of older people discharged from hospital to their own home for rehabilitation (from within the denominator) that will still be at home 91 days after discharge.

- The annual proportion (%) Reablement measure will then be calculated and populated based on this information.

- Please include a brief narrative associated with this metric plan

##### 4. Delayed Transfers of Care (DToc) planning:

- The expectations for this metric from 2018/19 are retained for 2019/20 and these are prepopulated.

- Please include a brief narrative associated with this metric plan.

- This narrative should include details of the plan, agreed between the local authority and the CCG for using the Winter Pressures grant to manage pressures on the system over Winter.

#### 9. Planning Requirements (click to go to sheet)

This sheet requires the Health & Wellbeing Board to confirm whether the National Conditions and other Planning Requirements detailed in the BCF Policy Framework and the BCF Requirements document are met. Please refer to the BCF Policy Framework and BCF Planning Requirements documents for 2019/20 for further details.

The Key Lines of Enquiry (KLOE) underpinning the Planning Requirements are also provided for reference as they will be utilised to assure plans by the regional assurance panel.

1. For each Planning Requirement please select 'Yes' or 'No' to confirm whether the requirement is met for the BCF Plan.

2. Where the confirmation selected is 'No', please use the comments boxes to include the actions in place towards meeting the requirement and the target timeframes.

#### 10. CCG-HWB Mapping (click to go to sheet)

The final sheet provides details of the CCG - HWB mapping used to calculate contributions to Health and Wellbeing Board level non-elective activity figures.

**Better Care Fund 2019/20 Template**

2. Cover

Version 0.1



**Please Note:**

- You are reminded that much of the data in this template, to which you have privileged access, is management information only and is not in the public domain. It is not to be shared more widely than is necessary to complete the return.
- Please prevent inappropriate use by treating this information as restricted, refrain from passing information on to others and use it only for the purposes for which it is provided. Any accidental or wrongful release should be reported immediately and may lead to an inquiry. Wrongful release includes indications of the content, including such descriptions as "favourable" or "unfavourable".
- Please note that national data for plans is intended for release in aggregate form once plans have been assured, agreed and baselined as per the due process outlined in the BCF Planning Requirements for 2019/20.
- This template is password protected to ensure data integrity and accurate aggregation of collected information. A resubmission may be required if this is breached.

<b>Health and Wellbeing Board:</b>	Tower Hamlets
<b>Completed by:</b>	Suki Kaur and Phil Carr
<b>E-mail:</b>	Suki.kaur1@nhs.net and phil.carr@towerhamlets.gov.uk
<b>Contact number:</b>	0203 688 2356 and 0207 364 3931
<b>Who signed off the report on behalf of the Health and Wellbeing Board:</b>	Denise Radley and Selina Douglas
<b>Will the HWB sign-off the plan after the submission date?</b>	Yes
<b>If yes, please indicate the date when the HWB meeting is scheduled:</b>	19/11/2019

	Role:	Professional Title (where applicable)	First-name:	Surname:	E-mail:
<b>*Area Assurance Contact Details:</b>	Health and Wellbeing Board Chair	Lead member	Amina	Ali	amina.ali@towerhamlets.gov.uk
	Clinical Commissioning Group Accountable Officer (Lead)		Jane	Milligan	jane.milligan1@nhs.net
	Additional Clinical Commissioning Group(s) Accountable Officers	Managing Director	Selina	Douglas	selina.douglas@nhs.net
	Local Authority Chief Executive		Will	Tuckley	will.tuckley@towerhamlets.gov.uk
	Local Authority Director of Adult Social Services (or equivalent)		Denise	Radley	Denise.Radley@towerhamlets.gov.uk
	Better Care Fund Lead Official	Strategy and Policy Manager and Deputy Director Partnership Development	Phil Carr and Suki Kaur	Phil Carr and Suki Kaur	phil.carr@towerhamlets.gov.uk and suki.kaur1@nhs.net
	LA Section 151 Officer	LBTH Finance Director	Neville	Murton	Neville.Murton@towerhamlets.gov.uk
	Director BCF lead (CCG & LBTH)	Joint Director of Integrated Commissioning (CCG and LBTH)	Warwick	Tomsett	Warwick.Tomsett@towerhamlets.gov.uk

*\*Only those identified will be addressed in official correspondence (such as approval letters). Please ensure all individuals are satisfied with the information entered above as this is exactly how they will appear in correspondence.*

Question Completion - when all questions have been answered and the validation boxes below have turned green you should send the template to [england.bettercaresupport@nhs.net](mailto:england.bettercaresupport@nhs.net) saving the file as 'Name HWB' for example 'County Durham HWB'

Please see the Checklist below for further details on incomplete fields

	Complete:
2. Cover	Yes
4. Strategic Narrative	Yes
5. Income	Yes
6. Expenditure	Yes
7. HICM	Yes
8. Metrics	Yes
9. Planning Requirements	Yes

[<< Link to the Guidance sheet](#)

## Checklist

### 2. Cover

[^^ Link back to top](#)

	Cell Reference	Checker
Health & Wellbeing Board	D13	Yes
Completed by:	D15	Yes
E-mail:	D17	Yes
Contact number:	D19	Yes
Who signed off the report on behalf of the Health and Wellbeing Board:	D21	Yes
Will the HWB sign-off the plan after the submission date?	D23	Yes
If yes, please indicate the date when the HWB meeting is scheduled:	D24	Yes
Area Assurance Contact Details - Role:	C27 : C36	Yes
Area Assurance Contact Details - First name:	F27 : F36	Yes
Area Assurance Contact Details - Surname:	G27 : G36	Yes
Area Assurance Contact Details - E-mail:	H27 : H36	Yes
Sheet Complete		Yes

### 4. Strategic Narrative

[^^ Link back to top](#)

	Cell Reference	Checker
A) Person-centred outcomes:	B20	Yes
B) (i) Your approach to integrated services at HWB level (and neighbourhood where applicable):	B31	Yes
B) (ii) Your approach to integration with wider services (e.g. Housing):	B37	Yes
C) System level alignment:	B44	No
Sheet Complete		Yes

### 5. Income

[^^ Link back to top](#)

	Cell Reference	Checker
Are any additional LA Contributions being made in 2019/20?	C39	Yes
Additional Local Authority	B42 : B44	Yes
Additional LA Contribution	C42 : C44	Yes
Additional LA Contribution Narrative	D42 : D44	Yes
Are any additional CCG Contributions being made in 2019/20?	C59	Yes
Additional CCGs	B62 : B71	Yes
Additional CCG Contribution	C62 : C71	Yes
Additional CCG Contribution Narrative	D62 : D71	Yes
Sheet Complete		Yes

## 6. Expenditure

[^^ Link back to top](#)

	Cell Reference	Checker
Scheme ID:	B22 : B271	Yes
Scheme Name:	C22 : C271	Yes
Brief Description of Scheme:	D22 : D271	Yes
Scheme Type:	E22 : E271	Yes
Sub Types:	F22 : F271	Yes
Specify if scheme type is Other:	G22 : G271	Yes
Planned Output:	H22 : H271	Yes
Planned Output Unit Estimate:	I22 : I271	Yes
Impact: Non-Elective Admissions:	J22 : J271	Yes
Impact: Delayed Transfers of Care:	K22 : K271	Yes
Impact: Residential Admissions:	L22 : L271	Yes
Impact: Reablement:	M22 : M271	Yes
Area of Spend:	N22 : N271	Yes
Specify if area of spend is Other:	O22 : O271	Yes
Commissioner:	P22 : P271	Yes
Joint Commissioner %:	Q22 : Q271	Yes
Provider:	S22 : S271	Yes
Source of Funding:	T22 : T271	Yes
Expenditure:	U22 : U271	Yes
New/Existing Scheme:	V22 : V271	Yes
Sheet Complete		Yes

## 7. HCIM

[^^ Link back to top](#)

	Cell Reference	Checker
Priorities for embedding elements of the HCIM for Managing Transfers of Care locally:	B11	Yes
Chg 1) Early discharge planning - Current Level:	D15	Yes
Chg 2) Systems to monitor patient flow - Current Level:	D16	Yes
Chg 3) Multi-disciplinary/Multi-agency discharge teams - Current Level:	D17	Yes
Chg 4) Home first / discharge to assess - Current Level:	D18	Yes
Chg 5) Seven-day service - Current Level:	D19	Yes
Chg 6) Trusted assessors - Current Level:	D20	Yes
Chg 7) Focus on choice - Current Level:	D21	Yes
Chg 8) Enhancing health in care homes - Current Level:	D22	Yes
Chg 1) Early discharge planning - Planned Level:	E15	Yes
Chg 2) Systems to monitor patient flow - Planned Level:	E16	Yes
Chg 3) Multi-disciplinary/Multi-agency discharge teams - Planned Level:	E17	Yes
Chg 4) Home first / discharge to assess - Planned Level:	E18	Yes
Chg 5) Seven-day service - Planned Level:	E19	Yes
Chg 6) Trusted assessors - Planned Level:	E20	Yes
Chg 7) Focus on choice - Planned Level:	E21	Yes
Chg 8) Enhancing health in care homes - Planned Level:	E22	Yes
Chg 1) Early discharge planning - Reasons:	F15	Yes
Chg 2) Systems to monitor patient flow - Reasons:	F16	Yes
Chg 3) Multi-disciplinary/Multi-agency discharge teams - Reasons:	F17	Yes
Chg 4) Home first / discharge to assess - Reasons:	F18	Yes
Chg 5) Seven-day service - Reasons:	F19	Yes
Chg 6) Trusted assessors - Reasons:	F20	Yes
Chg 7) Focus on choice - Reasons:	F21	Yes
Chg 8) Enhancing health in care homes - Reasons:	F22	Yes
Sheet Complete		Yes

8. Metrics

[^^ Link back to top](#)

	Cell Reference	Checker
Non-Elective Admissions: Overview Narrative:	E10	Yes
Delayed Transfers of Care: Overview Narrative:	E17	Yes
Residential Admissions Numerator:	F27	Yes
Residential Admissions: Overview Narrative:	G26	Yes
Reablement Numerator:	F39	Yes
Reablement Denominator:	F40	Yes
Reablement: Overview Narrative:	G38	Yes

Sheet Complete	Yes
----------------	-----

9. Planning Requirements

[^^ Link back to top](#)

	Cell Reference	Checker
PR1: NC1: Jointly agreed plan - Plan to Meet	F8	Yes
PR2: NC1: Jointly agreed plan - Plan to Meet	F9	Yes
PR3: NC1: Jointly agreed plan - Plan to Meet	F10	Yes
PR4: NC2: Social Care Maintenance - Plan to Meet	F11	Yes
PR5: NC3: NHS commissioned Out of Hospital Services - Plan to Meet	F12	Yes
PR6: NC4: Implementation of the HICM for Managing Transfers of Care - Plan to Meet	F13	Yes
PR7: Agreed expenditure plan for all elements of the BCF - Plan to Meet	F14	Yes
PR8: Agreed expenditure plan for all elements of the BCF - Plan to Meet	F15	Yes
PR9: Metrics - Plan to Meet	F16	Yes
PR1: NC1: Jointly agreed plan - Actions in place if not	H8	Yes
PR2: NC1: Jointly agreed plan - Actions in place if not	H9	Yes
PR3: NC1: Jointly agreed plan - Actions in place if not	H10	Yes
PR4: NC2: Social Care Maintenance - Actions in place if not	H11	Yes
PR5: NC3: NHS commissioned Out of Hospital Services - Actions in place if not	H12	Yes
PR6: NC4: Implementation of the HICM for Managing Transfers of Care - Actions in place if not	H13	Yes
PR7: Agreed expenditure plan for all elements of the BCF - Actions in place if not	H14	Yes
PR8: Agreed expenditure plan for all elements of the BCF - Actions in place if not	H15	Yes
PR9: Metrics - Actions in place if not	H16	Yes
PR1: NC1: Jointly agreed plan - Timeframe if not met	I8	Yes
PR2: NC1: Jointly agreed plan - Timeframe if not met	I9	Yes
PR3: NC1: Jointly agreed plan - Timeframe if not met	I10	Yes
PR4: NC2: Social Care Maintenance - Timeframe if not met	I11	Yes
PR5: NC3: NHS commissioned Out of Hospital Services - Timeframe if not met	I12	Yes
PR6: NC4: Implementation of the HICM for Managing Transfers of Care - Timeframe if not met	I13	Yes
PR7: Agreed expenditure plan for all elements of the BCF - Timeframe if not met	I14	Yes
PR8: Agreed expenditure plan for all elements of the BCF - Timeframe if not met	I15	Yes
PR9: Metrics - Timeframe if not met	I16	Yes

Sheet Complete	Yes
----------------	-----

[^^ Link back to top](#)

## Better Care Fund 2019/20 Template

### 3. Summary

Selected Health and Wellbeing Board:

Tower Hamlets
---------------

#### Income & Expenditure

[Income >>](#)

Funding Sources	Income	Expenditure	Difference
DFG	£2,045,288	£2,045,288	£0
Minimum CCG Contribution	£20,804,910	£20,804,910	£0
iBCF	£14,851,079	£14,851,079	£0
Winter Pressures Grant	£1,464,965	£1,464,965	£0
Additional LA Contribution	£871,260	£871,260	£0
Additional CCG Contribution	£13,745,702	£13,745,702	£0
<b>Total</b>	<b>£53,783,204</b>	<b>£53,783,204</b>	<b>£0</b>

[Expenditure >>](#)

#### NHS Commissioned Out of Hospital spend from the minimum CCG allocation

Minimum required spend	£5,912,165
Planned spend	£12,626,683

#### Adult Social Care services spend from the minimum CCG allocations

Minimum required spend	£8,178,227
Planned spend	£8,178,227

#### Scheme Types

Assistive Technologies and Equipment	£2,196,292
Care Act Implementation Related Duties	£0
Carers Services	£1,512,917
Community Based Schemes	£18,860,886
DFG Related Schemes	£2,045,288
Enablers for Integration	£7,745,211
HICM for Managing Transfer of Care	£2,433,322
Home Care or Domiciliary Care	£0
Housing Related Schemes	£0
Integrated Care Planning and Navigation	£17,582,873
Intermediate Care Services	£0
Personalised Budgeting and Commissioning	£158,000
Personalised Care at Home	£0
Prevention / Early Intervention	£1,248,415
Residential Placements	£0
Other	£0
<b>Total</b>	<b>£53,783,204</b>



[HICM >>](#)

		Planned level of maturity for 2019/2020
Chg 1	Early discharge planning	Established
Chg 2	Systems to monitor patient flow	Mature
Chg 3	Multi-disciplinary/Multi-agency discharge teams	Mature
Chg 4	Home first / discharge to assess	Mature
Chg 5	Seven-day service	Mature
Chg 6	Trusted assessors	Mature
Chg 7	Focus on choice	Mature
Chg 8	Enhancing health in care homes	Mature

[Metrics >>](#)

<b>Non-Elective Admissions</b>	<a href="#">Go to Better Care Exchange &gt;&gt;</a>
<b>Delayed Transfer of Care</b>	

**Residential Admissions**

		19/20 Plan
Long-term support needs of older people (age 65 and over) met by admission to residential and nursing care homes, per 100,000 population	Annual Rate	479.5193879

**Reablement**

		19/20 Plan
Proportion of older people (65 and over) who were still at home 91 days after discharge from hospital into reablement / rehabilitation services	Annual (%)	0.830769231

[Planning Requirements >>](#)

Theme	Code	Response
NC1: Jointly agreed plan	PR1	Yes
	PR2	Yes
	PR3	Yes
NC2: Social Care Maintenance	PR4	Yes
NC3: NHS commissioned Out of Hospital Services	PR5	Yes
NC4: Implementation of the High Impact Change Model for Managing Transfers of Care	PR6	Yes
Agreed expenditure plan for all elements of the BCF	PR7	Yes
	PR8	Yes
Metrics	PR9	Yes

## Better Care Fund 2019/20 Template

### 4. Strategic Narrative

Selected Health and Wellbeing Board:

Tower Hamlets

#### **Please outline your approach towards integration of health & social care:**

When providing your responses to the below sections, please highlight any learning from the previous planning round (2017-2019) and cover any priorities for reducing health inequalities under the Equality Act 2010.

Please note that there are 4 responses required below, for questions: A), B(i), B(ii) and C)

[Link to B\) \(i\)](#)

[Link to B\) \(ii\)](#)

[Link to C\)](#)

#### **A) Person-centred outcomes**

Your approach to integrating care around the person, this may include (but is not limited to):

- Prevention and self-care

- Promoting choice and independence

Remaining Word Limit:

16

#### Tower Hamlets Together (THT)

The shared principle mission of our Borough based health and care partnership, Tower Hamlets Together, is to 'transform people's health and lives, reduce inequalities and reorganise services to match people's needs'. In order to achieve this shared mission, THT has an agreed vision, objectives and priorities for action to ensure that each local organisation is aligned as a system partner to deliver care that is integrated around the person.

#### Background

Tower Hamlets Together was established in 2016 and is a partnership made up of health and care organisation's who are responsible for the planning and delivery of prevention, health and care services. The partnership is made up of;

- London Borough of Tower Hamlets
- NHS Tower Hamlets Clinical Commissioning Group
- Barts Health NHS Trust
- East London Foundation Trust
- Tower Hamlets GP Care Group
- Community and Voluntary Sector

As noted above Tower Hamlets Together have identified four priorities for action which are to (1) develop our partnership and collaborate as health and care providers and commissioners, with service users and carers, to plan and solve problems together, (2) deliver on health priorities and inequalities to support individuals, families and communities to live healthy thriving lives, (3) design care around people by providing accessible and responsive health and care services, and deliver person-centred integrated health and social care for those who need it and (4) develop our teams and infrastructure to ensure Tower Hamlets Together staff and teams have the right support, skills, knowledge and approach.

#### Integrating care around the person

Our third priority for action, to design care around people, is especially important to people who have complex health and/or care needs as they are much more likely to be in touch with multiple services. Tower Hamlets Together partners take a 'population segmentation' approach which identifies those who are most at need of coordinated support. The population is primarily divided into three segments; whole population, people with complex needs and healthy people. The aims for each population grouping, as defined by the partnership, are listed below. These aims are addressed through three life-course programme boards known locally as workstreams. 'Born Well, Growing Well' (Children 0-18) 'Living Well' (Healthy Adults) and 'Promoting Independence' (Complex Adults).

#### Whole population (overseen by Born Well, Growing Well and Living Well workstreams)

- Support individuals and communities to self-care
- Simplify the health and care system, making it easier to understand and access
- Deliver a streamlined urgent care pathway
- Tackle the wider determinants of health and reduce health inequalities
- Ensure service users and carers are equal and active partners

#### People with complex needs (overseen by the Promoting Independence workstreams)

- Provide whole person, mental physical health and social care
- Support people to meet life, as well as health goals

**B) HWB level**

**(i) Your approach to integrated services at HWB level (and neighbourhood where applicable), this may include (but is not limited to):**

- Joint commissioning arrangements
- Alignment with primary care services (including PCNs (Primary Care Networks))
- Alignment of services and the approach to partnership with the VCS (Voluntary and Community Sector)

[^^ Link back to top](#)

Remaining Word Limit:

Tower Hamlets Together (THT) is a partnership of local health and social care organisations working towards the shared aim of improving the health and wellbeing of people in Tower Hamlets. It's plans involve working together to design services that address local priorities through joint planning, joint commissioning, and the alignment of operational health and care teams in the community, whilst at the same time working with wider planning footprints to ensure the system as a whole secures the best possible outcomes and maximum value for the collective investment. The partnership includes Tower Hamlets Council, CCG, GP Care Group, East London Foundation Trust, Barts Health Trust and TH Council for Voluntary Service.

At a place level Tower Hamlets are taking a whole population approach and have developed three lifecourse workstreams which are:

1. Born Well and Growing Well – focussing on maternity, children and young adults
2. Living Well – focussing on mainly healthy adults
3. Promoting Independence – focussing on complex and older adults

On behalf of the THT Board, each workstream takes a leading role in promoting the health and well-being of the sector of the population with which it is concerned. It also has an oversight role of health and social care integration, including service redesign, transformation and innovation.

At the neighbourhood level, THT have developed the Locality Health and Well Being Committees which have a wider remit that involves the delivery of integrated care and of the broader population health strategy to embed a prevention approach across the system, which will focus on the wider determinants of health, with the long-term aim of reducing health inequalities.

At the network level Tower Hamlets have the nationally recognised GP Care Group, with its eight Primary Care Networks (PCN) across the borough, which provides one of the foundations for the four locality-based committees and the Multi-Disciplinary Team (“MDT”) arrangements now operating across the borough. These are supported by locality based community health teams and the intention is to integrate mental health teams into this locality model. In addition, the council have aligned its social care delivery to the locality structures. These changes build on a number of initiatives, including the work of the Community Health Teams, the work of the seven-day hospital social work team and the community equipment service and the proactive use of Reablement to reduce pressure on the health system. Our reablement service was recently inspected by the Care Quality Commission (CQC) and is rated as 'good'.

The CCG and the local authority are forging ahead with integrated commissioning, as the best means of meeting the financial challenges ahead and established a Joint Commissioning Executive in 2016, comprised of senior managers from the CCG and the council. The JCE sits within the THT and the Health and Well Being Board governance structure and is responsible for the joint strategic commissioning of services in Tower Hamlets for children and young people, adults and public health. The JCE is responsible for coordinating the development of joint strategies for health and social care and ensuring necessary arrangements are in place to implement these strategies and procure service changes. In addition, it is responsible for strategic market development and management and overseeing plans to recommission and de-commission services, as well as aligning this work with joint strategic procurement plans.

The CCG and council have appointed a Joint Director of Integrated Commissioning under whom the commissioning teams have been brought together. Key priorities here are to further align and pool budgets across commissioning, further align/integrate commissioning and service delivery and develop a framework for governance and accountability for the THT system to include decision making and risk share, within the emerging WEL model.

The THT partnership is underpinned by an 'Alliance' contract, which was awarded to Barts Health, ELFT, and the GP Care Group in 2017, in which the CCG is also a partner. The alliance partnership focusses on developing the community health model designed to address needs in community settings wherever practicable, thereby relieving pressures on the local hospitals. The model is based on the principles of care closer to home and is proactively focused on admission avoidance and speedy discharge from acute settings. The THT outcomes framework is a core component of this contract. These outcomes are being

**(ii) Your approach to integration with wider services (e.g. Housing), this should include:**

- Your approach to using the DFG to support the housing needs of people with disabilities or care needs. This should include any arrangements for strategic planning for the use of adaptations and technologies to support independent living in line with the

[^^ Link back to top](#)

Remaining Word Limit:

57

The Disabled Facilities Grant (DFG) plays an important part in Tower Hamlets' approach to integrated care. Expenditure of the 2019-20 DFG has been agreed with the local Housing Authority and centres on meeting our duties to provide adaptations and facilities in the homes of disabled people, as set out in the Housing Grants, Construction and Regeneration Act, 1996.

The local authority provides services to clients requiring adaptations through its Occupational Therapist service and Home Improvement Agency. It works closely with Registered Providers which own the majority of social housing in the borough. The tenants of the borough's Registered Providers account for around 75% of DFG expenditure. This spend reflects the relatively low level of owner occupied housing in the borough.

Since the integration of DFG into the Better Care Fund, a cross divisional DFG Working Group has been established within the council to review the DFG programme, consider a pathway redesign for DFG and the DFG's integration with assistive technology and other Home Care services. The Working Group is also currently giving consideration to how it can make better use of the flexibility allowed in DFG spending by the Regulatory Reform (Housing Assistance)(England and Wales) Order 2002 by ring-fencing part of our allocation for innovative projects to tackle wider housing and social care issues, including for example, hoarding.

Since 2008, the grant level had been capped at £30,000 per household, however this was not deemed as adequate enough to cover the cost of some extensions. In November 2017, the Mayor in Cabinet agreed to amend the existing policy to enable discretionary grants beyond the £30,000 limit, primarily to enable the Council to facilitate extensions to properties where alternative, suitable, and less expensive adaptations could not be provided.

In 2018, we carried out a full review of emerging good practice in regards to the wider use of DFG and engaged with Foundations, the Government's appointed advisory agency for best practice in the delivery of DFGs and extended use of the grant allowed under the RRO. In order to create greater flexibility within the fund and address housing issues on a wider preventative basis, it was agreed by the Mayor in Cabinet to extend the fund on a discretionary basis to allow the use of the grant in the following areas:

- Relocation Grants - Relocation grants enable the Council to assist homeowners to move to a more suitable property where an in situ solution cannot be provided. Although they are rarely likely to be used, grants could cover removal costs, reconnection fees and legal costs.
- Hospital Discharge Grants – DFG grants are available for fast track works, including deep cleaning; decluttering and minor repairs which can speed up the hospital discharge process.
- Dementia Grants – Dementia grants can be used to replace gas, electric cooking facilities with microwaves and specialist assistive technology such as GIS tracking devices where appropriate.
- Assistive Technology and Equipment - The Council provides comprehensive assistive technology and equipment services including deaf/blind aids. DFG spend is used to supplement this service where an unmet demand can be identified.

**Independent Living Project (ILP)**

The Independent Living Project was initiated in July 2018 and reports into our Frontline Services Programme Board and the Tower Hamlets Together "Living Well" workstream and aims to develop a cohesive model for the provision of assistive technology/telecare, equipment and adaptations to enable more people to live as independently as possible for as long as possible and that allows people to access support quickly when they need it, without the need to unnecessarily come into the health and social care system and to ensure that requests are dealt with as quickly as possible.

**C) System level alignment, for example this may include (but is not limited to):**

- How the BCF plan and other plans align to the wider integration landscape, such as STP/ICS plans

- A brief description of joint governance arrangements for the BCF plan

[^^ Link back to top](#)

Remaining Word Limit:

147

The Tower Hamlets Together place based partnership will ensure that the development and delivery of the commissioning strategy is aligned with, and exploits opportunities for added value in developments with the East London Health and Care Partnership (ELHCP - the North East London STP) and at other relevant footprints including the Waltham Forest & East London System (WEL).

Some of the Tower Hamlets Together partners already work across several East London boroughs and beyond, for example Barts Health also work across Waltham Forest and Newham, and ELFT across City & Hackney and Newham and beyond. In this context, Tower Hamlets commissioning & provider partners are also working together across the East London Health and Care Partnership and the WEL systems to plan and deliver services and manage problems at scale, where this makes sense. Across North East London we have broadly agreed what happens at the various levels of integration as per the below, however discussions on the design of the Integrated Care System continue as we develop our response to the NHS Long Term Plan:

**NETWORK – LOCALITY HEALTH AND WELLBEING COMMITTEES including PCNs:**

- Understanding local need, including predictive analysis
- Coordinating care for the defined population
- Improving service access and quality
- Addressing inequalities and unmet need
- Co-producing and co-designing health services with patients and the public
- Helping people to stay healthy to include the wider determinants of health and positive mental wellbeing
- Using personalised interventions to support care navigation e.g. social prescribing
- Mobilising community assets to improve health and wellbeing

**BOROUGH/PLACE - TOWER HAMLETS TOGETHER:**

- Developing local health and care plans to integrate delivery of health and social care, voluntary and community services at
- Neighbourhood/network and borough level to address key challenges and improve outcomes
- Ensuring borough-based service commissioning and delivery
- Supporting the development of neighbourhoods and networks and to hold them too account
- Addressing inequalities within and between neighbourhoods/networks
- Focus on effective use of resources across the system, improving outcomes and quality improvement

**MULTI-BOROUGH - WEL:**

- Strengthen system support for local health and care integration partnerships and plans
- Enable and support greater provider collaboration, increasing utilisation of existing capacity and resource
- Scale up transformation efforts to maximise population impact
- Develop and enable a collaborative approach to tackling significant system challenges

**REGION - EAST LONDON HEALTH AND CARE PARTNERSHIP (ICS):**

- Oversight and support of system development and 'once for north east London' infrastructure development e.g. new payment mechanisms
- Delivering on enablers to support system development including digital, workforce and estates
- Holding systems to account for delivery of outcomes-based care
- Develops the evidence base that tests new and innovative solutions for specific population
- Leading planning and commissioning of service change best planned across the East London Health and Care Partnership footprint
- Overall financial strategy including transformation funds and risk management
- Strategic commissioning development around key priorities and outcomes
- Commissioning governance and decision making
- Future responsibility for specialised commissioning

The Waltham Forest and North East London (WEL) partnership covers three of the local boroughs within the East London Health and Care Partnership known as WEL (spanning the London Boroughs of Tower Hamlets, Waltham Forest and Newham). Within WEL there are three CCGs and councils and three NHS trusts: Barts Health, East London Foundation Trust and North East London Foundation Trust serving a population of 1.2 million people.

## Better Care Fund 2019/20 Template

### 5. Income

Selected Health and Wellbeing Board:

Tower Hamlets

Local Authority Contribution	
Disabled Facilities Grant (DFG)	Gross Contribution
Tower Hamlets	£2,045,288
DFG breakdown for two-tier areas only (where applicable)	
<b>Total Minimum LA Contribution (exc iBCF)</b>	<b>£2,045,288</b>

iBCF Contribution	Contribution
Tower Hamlets	£14,851,079
<b>Total iBCF Contribution</b>	<b>£14,851,079</b>

Winter Pressures Grant	Contribution
Tower Hamlets	£1,464,965
<b>Total Winter Pressures Grant Contribution</b>	<b>£1,464,965</b>

Are any additional LA Contributions being made in 2019/20? If yes, please detail below	Yes
--	-----

Local Authority Additional Contribution	Contribution	Comments - please use this box clarify any specific uses or sources of funding
Tower Hamlets	£871,260	link age plus and community equipment
<b>Total Additional Local Authority Contribution</b>	<b>£871,260</b>	

CCG Minimum Contribution	Contribution
NHS Tower Hamlets CCG	£20,804,910
<b>Total Minimum CCG Contribution</b>	<b>£20,804,910</b>

Are any additional CCG Contributions being made in 2019/20? If yes, please detail below	Yes
---	-----

Additional CCG Contribution	Contribution	Comments - please use this box clarify any specific uses or sources of funding
NHS Tower Hamlets CCG	£13,745,702	primary, community, secondary and voluntary
<b>Total Addition CCG Contribution</b>	<b>£13,745,702</b>	
<b>Total CCG Contribution</b>	<b>£34,550,612</b>	

	2019/20
<b>Total BCF Pooled Budget</b>	<b>£53,783,204</b>

<b>Funding Contributions Comments</b> Optional for any useful detail e.g. Carry over

**Better Care Fund 2019/20 Template**

**6. Expenditure**

Selected Health and Wellbeing Board:

Tower Hamlets

<< Link to summary sheet


Running Balances	Income	Expenditure	Balance
DFG	£2,045,288	£2,045,288	£0
Minimum CCG Contribution	£20,804,910	£20,804,910	£0
iBCF	£14,851,079	£14,851,079	£0
Winter Pressures Grant	£1,464,965	£1,464,965	£0
Additional LA Contribution	£871,260	£871,260	£0
Additional CCG Contribution	£13,745,702	£13,745,702	£0
<b>Total</b>	<b>£53,783,204</b>	<b>£53,783,204</b>	<b>£0</b>


Required Spend	Minimum Required Spend	Planned Spend	Under Spend
NHS Commissioned Out of Hospital spend from the minimum CCG allocation	£5,912,165	£12,626,683	£0
Adult Social Care services spend from the minimum CCG allocations	£8,178,227	£8,178,227	£0


Scheme ID	Scheme Name	Brief Description of Scheme	Link to Scheme Type description		Planned Outputs		Metric Impact				Expenditure								
			Scheme Type	Sub Types	Planned Output Unit	Planned Output Estimate	NEA	DTOC	RES	REA	Area of Spend	Please specify if 'Area of Spend' is 'other'	Commissioner	% NHS (if Joint Commissioner)	% LA (if Joint Commissioner)	Provider	Source of Funding	Expenditure (£)	New/ Existing Scheme
1	Out of Borough Social Worker	Social Worker in acute to support discharges for non TH patients	HICM for Managing Transfer of Care	Chg 3. Multi-Disciplinary/Multi-Agency Discharge			Low	High	High	High	Social Care		CCG			Local Authority	Additional CCG Contribution	£61,200	Existing
2	Reablement Team	short term assessment and support service	Enablers for Integration	Integrated commissioning models			High	High	High	High	Social Care		LA			Local Authority	Minimum CCG Contribution	£2,553,838	Existing
3	Community Health Team (Social Care)	Integrated Community Health Team of social workers - locality-based	Integrated Care Planning and Navigation	Care Planning, Assessment and Review			High	High	High	High	Social Care		LA			Local Authority	Minimum CCG Contribution	£960,330	Existing
4	7 Day Hospital Social Work Team	hospital discharge team	HICM for Managing Transfer of Care	Chg 3. Multi-Disciplinary/Multi-Agency Discharge			Low	High	High	High	Social Care		LA			Local Authority	Minimum CCG Contribution	£1,322,167	Existing
5	Community Equipment Services (LBTH)	equipment to support avoidable admissions and timely discharges	Assistive Technologies and Equipment	Community Based Equipment			Low	High	High	High	Social Care		LA			Local Authority	Minimum CCG Contribution	£1,138,039	Existing
6	Community Equipment Services (CCG)	equipment to support avoidable admissions and timely discharges	Assistive Technologies and Equipment	Community Based Equipment			Low	High	High	High	Social Care		CCG			Local Authority	Additional CCG Contribution	£507,732	Existing
7	Carers duties	initiatives to support carers	Carers Services	Carer Advice and Support			Medium	High	Medium	Low	Social Care		LA			Local Authority	Minimum CCG Contribution	£737,415	Existing
8	Care Act Implementation	support to implement care act	Carers Services	Carer Advice and Support			Low	High	Medium	Low	Social Care		LA			Local Authority	Minimum CCG Contribution	£775,502	Existing
9	Local Authority Integration Support (Enabler)	administration to support integration and partnerships	Enablers for Integration	Implementation & Change Mgt capacity			Low	Low	Low	Low	Social Care		LA			Local Authority	Minimum CCG Contribution	£230,060	Existing
10	Community Outreach Service (Dementia)	community activities to support Dementia	Integrated Care Planning and Navigation	Care Planning, Assessment and Review			High	Not applicable	High	Medium	Social Care		LA			Local Authority	Minimum CCG Contribution	£57,047	Existing
11	Dementia Café	community activities to support Dementia	Community Based Schemes				High	Not applicable	High	Medium	Social Care		LA			Local Authority	Minimum CCG Contribution	£25,930	Existing
12	Social Worker input into the memory clinic	MDT clinic supporting mental health	Integrated Care Planning and Navigation	Care Planning, Assessment and Review			High	Not applicable	High	Medium	Social Care		LA			Local Authority	Minimum CCG Contribution	£52,899	Existing
13	LinkAge Plus (CCG contribution)	community groups for older adults	Prevention / Early Intervention	Social Prescribing			High	Not applicable	High	High	Social Care		LA			Local Authority	Minimum CCG Contribution	£325,000	Existing
14	LinkAge Plus (LBTH contribution)	community groups for older adults	Prevention / Early Intervention	Social Prescribing			High	Not applicable	High	High	Social Care		LA			Local Authority	Additional LA Contribution	£320,739	Existing

































[^^ Link back up](#)

<u>Scheme Type</u>	<u>Description</u>	<u>Sub Type</u>
Assistive Technologies and Equipment	Using technology in care processes to supportive self-management, maintenance of independence and more efficient and effective delivery of care. (eg. Telecare, Wellness services, Digital participation services).	Telecare Wellness Services Digital Participation Services Community Based Equipment Other
Care Act Implementation Related Duties	Funding planned towards the implementation of Care Act related duties.	Deprivation of Liberty Safeguards (DoLS) Other
Carers Services	Supporting people to sustain their role as carers and reduce the likelihood of crisis. Advice, advocacy, information, assessment, emotional and physical support, training, access to services to support wellbeing and improve independence. This also includes the implementation of the Care Act as a sub-type.	Carer Advice and Support Respite Services Other
Community Based Schemes	Schemes that are based in the community and constitute a range of cross sector practitioners delivering collaborative services in the community typically at a neighbourhood level (eg: Integrated Neighbourhood Teams)	
DFG Related Schemes	The DFG is a means-tested capital grant to help meet the costs of adapting a property; supporting people to stay independent in their own homes.	Adaptations Other

Enablers for Integration	Schemes that build and develop the enabling foundations of health and social care integration encompassing a wide range of potential areas including technology, workforce, market development (Voluntary Sector Business Development: Funding the business development and preparedness of local voluntary sector into provider Alliances/ Collaboratives) and programme management related schemes. Joint commissioning infrastructure includes any personnel or teams that enable joint commissioning. Schemes could be focused on Data Integration, System IT Interoperability, Programme management, Research and evaluation, Supporting the Care Market, Workforce development, Community asset mapping, New governance arrangements, Voluntary Sector Development, Employment services, Joint commissioning infrastructure amongst others.	
High Impact Change Model for Managing Transfer of Care	The eight changes or approaches identified as having a high impact on supporting timely and effective discharge through joint working across the social and health system. The Hospital to Home Transfer Protocol or the 'Red Bag' scheme, while not in the HICM as such, is included in this section.	Chg 1. Early Discharge Planning Chg 2. Systems to Monitor Patient Flow Chg 3. Multi-Disciplinary/Multi-Agency Discharge Teams Chg 4. Home First / Discharge to Access Chg 5. Seven-Day Services Chg 6. Trusted Assessors Chg 7. Focus on Choice Chg 8. Enhancing Health in Care Homes Other - 'Red Bag' scheme Other approaches
Home Care or Domiciliary Care	A range of services that aim to help people live in their own homes through the provision of domiciliary care including personal care, domestic tasks, shopping, home maintenance and social activities. Home care can link with other services in the community, such as supported housing, community health services and voluntary sector services.	
Housing Related Schemes	This covers expenditure on housing and housing-related services other than adaptations; eg: supported housing units.	

<p>Integrated Care Planning and Navigation</p>	<p>Care navigation services help people find their way to appropriate services and support and consequently support self-management. Also, the assistance offered to people in navigating through the complex health and social care systems (across primary care, community and voluntary services and social care) to overcome barriers in accessing the most appropriate care and support. Multi-agency teams typically provide these services which can be online or face to face care navigators for frail elderly, or dementia navigators etc. This includes approaches like Single Point of Access (SPoA) and linking people to community assets.</p> <p>Integrated care planning constitutes a co-ordinated, person centred and proactive case management approach to conduct joint assessments of care needs and develop integrated care plans typically carried out by professionals as part of a multi-disciplinary, multi-agency teams.</p> <p>Note: For Multi-Disciplinary Discharge Teams and the HICM for managing discharges, please select HICM as scheme type and the relevant sub-type. Where the planned unit of care delivery and funding is in the form of Integrated care packages and needs to be expressed in such a manner, please select the appropriate sub-type alongside.</p>	<p>Care Coordination Single Point of Access Care Planning, Assessment and Review Other</p>
<p>Intermediate Care Services</p>	<p>Short-term intervention to preserve the independence of people who might otherwise face unnecessarily prolonged hospital stays or avoidable admission to hospital or residential care. The care is person-centred and often delivered by a combination of professional groups. Four service models of intermediate care are: bed-based intermediate care, crisis or rapid response (including falls), home-based intermediate care, and reablement or rehabilitation. Home-based intermediate care is covered in Scheme-A and the other three models are available on the sub-types.</p>	<p>Bed Based - Step Up/Down Rapid / Crisis Response Reablement/Rehabilitation Services Other</p>

Personalised Budgeting and Commissioning	Various person centred approaches to commissioning and budgeting.	Personal Health Budgets Integrated Personalised Commissioning Direct Payments Other
Personalised Care at Home	Schemes specifically designed to ensure that a person can continue to live at home, through the provision of health related support at home often complemented with support for home care needs or mental health needs. This could include promoting self-management/expert patient, establishment of 'home ward' for intensive period or to deliver support over the longer term to maintain independence or offer end of life care for people. Intermediate care services provide shorter term support and care interventions as opposed to the ongoing support provided in this scheme type.	
Prevention / Early Intervention	Services or schemes where the population or identified high-risk groups are empowered and activated to live well in the holistic sense thereby helping prevent people from entering the care system in the first place. These are essentially upstream prevention initiatives to promote independence and well being.	Social Prescribing Risk Stratification Choice Policy Other
Residential Placements	Residential placements provide accommodation for people with learning or physical disabilities, mental health difficulties or with sight or hearing loss, who need more intensive or specialised support than can be provided at home.	Supported Living Learning Disability Extra Care Care Home Nursing Home Other
Other	Where the scheme is not adequately represented by the above scheme types, please outline the objectives and services planned for the scheme in a short description in the comments column.	

[^^ Link back up](#)

## Better Care Fund 2019/20 Template

### 7. High Impact Change Model

Selected Health and Wellbeing Board:

Tower Hamlets

**Explain your priorities for embedding elements of the High Impact Change Model for Managing Transfers of Care locally, including:**

- Current performance issues to be addressed
- The changes that you are looking to embed further - including any changes in the context of commitments to reablement and Enhanced Health in Care Homes in the NHS Long-Term Plan
- Anticipated improvements from this work

Over the next 6 months our focus remains on

- choice as a key priority for further embedding. Although we consider ourselves to be Mature in this regard, the scale of activity and turnover of staff at the Royal London Hospital means that it is necessary to continuously focus on ensuring that patients are getting the right messages about discharge from point of admission forward
- additional Community Geriatrician capacity which will support increased levels of engagement with care homes in respect of EHCH activity
- introducing a 'no DST in acute settings' ambition, initially on care of the elderly wards, from Autumn 2019 which will continue to drive improvements in DST's being completed at home or in step down provision

See the table below for our focus on each of the 8 HICM

		Please enter current position of maturity	Please enter the maturity level planned to be reached by March 2020	If the planned maturity level for 2019/20 is below established, please state reasons behind that?
Chg 1	Early discharge planning	Established	Established	Over the next 6 months we will be starting a pilot on 14th floor at the Royal London Hospital (RLH) for a no DST in hospital policy which commences in October. ECIST are working with the RLH on early discharge planning starting w/c 23.9.19. There have been updates to the internal hospital CRS system to enable live data reporting to support planning. We are looking at national areas of good practice and visiting Bristol hospital on 24.9.19.
Chg 2	Systems to monitor patient flow	Mature	Mature	
Chg 3	Multi-disciplinary/Multi-agency discharge teams	Mature	Mature	over the next 6 months we will be embedding the new triage arrangements which are designed to ensure that all individuals being discharged to one of our rehabilitation / reablement services are streamed to the most appropriate service to minimise the risk of re-admission.
Chg 4	Home first / discharge to assess	Established	Mature	over the next 6 months we will be progressing our 'no DST in acute' programme across the Care of the Elderly wards at the Royal London Hospital prior to rolling the approach out across the whole hospital.
Chg 5	Seven-day service	Established	Mature	
Chg 6	Trusted assessors	Mature	Mature	over the next 6 months we will be continuing to increase the number of care homes who accept the Trusted Assessor's assessments and increasing TA capacity over the winter period to ensure out of hours cover.
Chg 7	Focus on choice	Mature	Mature	
Chg 8	Enhancing health in care homes	Mature	Mature	over the next 6 months we will be increasing the community geriatrician time available to provide specialist support to both nursing and residential care homes via 'ward rounds' and other focused interventions.



## Better Care Fund 2019/20 Template

### 8. Metrics

Selected Health and Wellbeing Board:

Tower Hamlets

#### 8.1 Non-Elective Admissions

	19/20 Plan	Overview Narrative
Total number of specific acute non-elective spells per 100,000 population	<p><b>Collection of the NEA metric plans via this template is not required</b> as the BCF NEA metric plans are based on the NEA CCG Operating plans submitted via SDCS.</p>	<p>Tower Hamlets annual 2018/19 target for non-elective admissions (NEA) was exceeded. As of the Month 3 of 2019/20, the CCG is reporting being 1.49% above the activity plan submitted to NHS England; a reduction compared to the previous month (3.77%).</p> <p>Why is performance off target? The non-elective over performance can be linked to the increase in A&amp;E attendances being above plan, the main driver being type 1 ED attendances.</p> <p>What actions will be taken? A full audit of non-elective including ambulatory care was completed at Bart's although the results are yet to be published. The three Audits of Non Elective Activity and Coding are as follows: Accuracy of recording of non- elective admissions, Ambulatory Care activity, counting and coding changes. As a system, we continue to offer and promote extended access in primary care hubs. The hub slots are also available to clinicians in A/E. The opening of the Urgent Treatment Centre will support the system in the reduction. In 19-20, we will be focusing on OIPP schemes aimed at a reducing</p>

Please set out the overall plan in the HWB area for reducing Non-Elective Admissions, including any assessment of how the schemes and enabling activity for Health and Social Care Integration are expected to impact on the metric.

Plans are yet to be finalised and signed-off so are subject to change; **for the latest version of the NEA CCG operating plans at your HWB footprint please contact your local Better Care Manager (BCM)** in the first instance or write in to the support inbox: ENGLAND.bettercaresupport@nhs.net

#### 8.2 Delayed Transfers of Care

19/20 Plan	Overview Narrative
------------	--------------------

<p>Delayed Transfers of Care per day (daily delays) from hospital (aged 18+)</p>	<p>13.3</p>	<p>During 2018/19 the new revised target of 13 DTOCs per month was only met in 4 out of the 12 months. In 2019/20 year to date figures show that we have not met this target.</p> <p>The monthly performance (where published) for the year of 2019/20 is below:</p> <ul style="list-style-type: none"> <li>• 22 delayed days in April 2019</li> <li>• 15 delayed days in May 2019</li> <li>• 16 delayed days in June 2019</li> <li>• 18 delayed days in July 2019</li> </ul> <p>What has caused performance to be off track?</p>	<p><b>Please set out the overall plan in the HWB area for reducing Delayed Transfers of Care to meet expectations set for your area. This should include any assessment of how the schemes and enabling activity for Health and Social Care Integration are expected to impact on the metric. Include in this, your agreed plan for using the Winter Pressures grant funding to support the local health and care system to manage demand pressures on the NHS, with particular reference to seasonal winter pressures.</b></p>
--	-------------	---	---

Please note that the plan figure for Greater Manchester has been combined, for HWBs in Greater Manchester please comment on individual HWBs rather than Greater Manchester as a whole. Please note that due to the merger of Bournemouth, Christchurch and Poole to a new Local Authority will mean that planning information from 2018/19 will not reflect the present geographies.

### 8.3 Residential Admissions

		18/19 Plan	19/20 Plan	Comments
Long-term support needs of older people (age 65 and over) met by admission to residential and nursing care homes, per 100,000 population	Annual Rate	477	480	<ul style="list-style-type: none"> <li>The hospital social work teams are working towards a Home First culture.</li> <li>We are currently reviewing the processes used for agreeing placements and are working towards setting up a scrutiny process to ensure alternative care is considered prior to agreeing a placement</li> <li>Mental Health – we are in the process of developing a project focusing on reviewing all MH placements to ensure the service users continue to meet the criteria for a residential placement. The aim will be to mimic the scrutiny process developed in Adult Social Care in Mental Health.</li> <li>The target last year was not achieved therefore it has been agreed to retain the current target for this year.</li> </ul>
	Numerator	95	97.6	
	Denominator	19,931	20,354	

Please set out the overall plan in the HWB area for reducing rates of admission to residential and nursing homes for people over the age of 65, including any assessment of how the schemes and enabling activity for Health and Social Care Integration are expected to impact on the metric.

Long-term support needs of older people (age 65 and over) met by admission to residential and nursing care homes, per 100,000 population (aged 65+) population projections are based on a calendar year using the 2016 based Sub-National Population Projections for Local Authorities in England;

Please note that due to the merger of the Bournemouth, Christchurch and Poole Local Authorities, this will mean that planning information from 2018/19 will not reflect the present geographies.

### 8.4 Reablement

		18/19 Plan	19/20 Plan	Comments
Proportion of older people (65 and over) who were still at home 91 days after discharge from hospital into reablement / rehabilitation services	Annual (%)	83.1%	83.1%	<ul style="list-style-type: none"> <li>The service was inspected by the CQC and was rated Good. There is a robust internal performance monitoring framework to ensure effectiveness of the service.</li> <li>There will be more work done around the referral process and criteria to ensure people are medically well before accessing the service.</li> <li>Last year the service missed the target by 13%, therefore it was agreed to retain the target for this year.</li> </ul>
	Numerator	108	108	
	Denominator	130	130	

Please set out the overall plan in the HWB area for increasing the proportion of older people who are still at home 91 days after discharge from hospital into reablement/rehabilitation, including any assessment of how the schemes and enabling activity for Health and Social Care Integration are expected to impact on the metric.

Please note that due to the merger of the Bournemouth, Christchurch and Poole Local Authorities, this will mean that planning information from 2018/19 will not reflect the present geographies.

**Better Care Fund 2019/20 Template**

**9. Confirmation of Planning Requirements**

Selected Health and Wellbeing Board:

Tower Hamlets

Theme	Code	Planning Requirement	Key considerations for meeting the planning requirement These are the Key Lines of Enquiry (KLOEs) underpinning the Planning Requirements (PR)	Please confirm whether your BCF plan meets the Planning Requirement?	Please note any supporting documents referred to and relevant page numbers to assist the assurers	Where the Planning requirement is not met, please note the actions in place towards meeting the requirement	Where the Planning requirement is not met, please note the anticipated timeframe for meeting it
NC1: Jointly agreed plan	PR1	A jointly developed and agreed plan that all parties sign up to	<p>Has a plan; jointly developed and agreed between CCG(s) and LA; been submitted?</p> <p>Has the HWB approved the plan/delegated approval pending its next meeting?</p> <p>Have local partners, including providers, VCS representatives and local authority service leads (including housing and DFG leads) been involved in the development of the plan?</p> <p>Do the governance arrangements described support collaboration and integrated care?</p> <p>Where the strategic narrative section of the plan has been agreed across more than one HWB, have individual income, expenditure, metric and HICM sections of the plan been submitted for each HWB concerned?</p>	Yes	BCF template		
	PR2	A clear narrative for the integration of health and social care	<p>Is there a narrative plan for the HWB that describes the approach to delivering integrated health and social care that covers:</p> <ul style="list-style-type: none"> <li>- Person centred care, including approaches to delivering joint assessments, promoting choice, independence and personalised care?</li> <li>- A clear approach at HWB level for integrating services that supports the overall approach to integrated care and confirmation that the approach supports delivery at the interface between health and social care?</li> <li>- A description of how the local BCF plan and other integration plans e.g. STP/ICs align?</li> <li>- Is there a description of how the plan will contribute to reducing health inequalities (as per section 4 of the Health and Social Care Act) and to reduce inequalities for people with protected characteristics under the Equality Act 2010? This should include confirmation that equality impacts of the local BCF plan have been considered, a description of local priorities related to health inequality and equality that the BCF plan will contribute to addressing.</li> </ul> <p>Has the plan summarised any changes from the previous planning period? And noted (where appropriate) any lessons learnt?</p>	Yes	TH partnership vision: <a href="https://www.towerhamletstogether.com/resource-library">https://www.towerhamletstogether.com/resource-library</a>		
	PR3	A strategic, joined up plan for DFG spending	<p>Is there confirmation that use of DFG has been agreed with housing authorities?</p> <p>Does the narrative set out a strategic approach to using housing support, including use of DFG funding that supports independence at home.</p> <p>In two tier areas, has:</p> <ul style="list-style-type: none"> <li>- Agreement been reached on the amount of DFG funding to be passed to district councils to cover statutory Disabled Facilities Grants? or</li> <li>- The funding been passed in its entirety to district councils?</li> </ul>	Yes			
NC2: Social Care Maintenance	PR4	A demonstration of how the area will maintain the level of spending on social care services from the CCG minimum contribution to the fund in line with the uplift in the overall contribution	Does the total spend from the CCG minimum contribution on social care match or exceed the minimum required contribution (auto-validated on the planning template)?	Yes			
NC3: NHS commissioned Out of Hospital Services	PR5	Has the area committed to spend at equal to or above the minimum allocation for NHS commissioned out of hospital services from the CCG minimum BCF contribution?	Does the total spend from the CCG minimum contribution on non-acute, NHS commissioned care exceed the minimum ringfence (auto-validated on the planning template)?	Yes			
NC4: Implementation of the High Impact Change Model for Managing Transfers of Care	PR6	Is there a plan for implementing the High Impact Change Model for managing transfers of care?	<p>Does the BCF plan demonstrate a continued plan in place for implementing the High Impact Change Model for Managing Transfers of Care?</p> <p>Has the area confirmed the current level of implementation and the planned level at March 2020 for all eight changes?</p> <p>Is there an accompanying overall narrative setting out the priorities and approach for ongoing implementation of the HICM?</p> <p>Does the level of ambition set out for implementing the HICM changes correspond to performance challenges in the system?</p> <p>If the current level of implementation is below established for any of the HICM changes, has the plan included a clear explanation and set of actions towards establishing the change as soon as possible in 2019-20?</p>	Yes			

Agreed expenditure plan for all elements of the BCF	PR7	Is there a confirmation that the components of the Better Care Fund pool that are earmarked for a purpose are being planned to be used for that purpose?	<p>Have the planned schemes been assigned to the metrics they are aiming to make an impact on? Expenditure plans for each element of the BCF pool match the funding inputs? (auto-validated)</p> <p>Is there confirmation that the use of grant funding is in line with the relevant grant conditions? (tick-box)</p> <p>Is there an agreed plan for use of the Winter Pressures grant that sets out how the money will be used to address expected demand pressures on the Health system over Winter?</p> <p><b>Has funding for the following from the CCG contribution been identified for the area?</b></p> <ul style="list-style-type: none"> <li>- Implementation of Care Act duties?</li> <li>- Funding dedicated to carer-specific support?</li> <li>- Reablement?</li> </ul>	Yes			
	PR8	Indication of outputs for specified scheme types	Has the area set out the outputs corresponding to the planned scheme types (Note that this is only for where any of the specified set of scheme types requiring outputs are planned)? (auto-validated)	Yes			
Metrics	PR9	Does the plan set stretching metrics and are there clear and ambitious plans for delivering these?	<p>Is there a clear narrative for each metric describing the approach locally to meeting the ambition set for that metric?</p> <p>Is there a proportionate range of scheme types and spend included in the expenditure section of the plan to support delivery of the metric ambitions for each of the metrics?</p> <p>Do the narrative plans for each metric set out clear and ambitious approaches to delivering improvements?</p> <p><b>Have stretching metrics been agreed locally for:</b></p> <ul style="list-style-type: none"> <li>- Metric 2: Long term admission to residential and nursing care homes</li> <li>- Metric 3: Proportion of older people (65 and over) who were still at home 91 days after discharge from hospital into reablement</li> </ul>	Yes			

**CCG to Health and Well-Being Board Mapping for 2019/20**

HWB Code	LA Name	CCG Code	CCG Name	% CCG in HWB	% HWB in CCG
E09000002	Barking and Dagenham	07L	NHS Barking and Dagenham CCG	90.7%	87.4%
E09000002	Barking and Dagenham	08F	NHS Havering CCG	6.9%	8.3%
E09000002	Barking and Dagenham	08M	NHS Newham CCG	0.4%	0.6%
E09000002	Barking and Dagenham	08N	NHS Redbridge CCG	2.5%	3.5%
E09000002	Barking and Dagenham	08W	NHS Waltham Forest CCG	0.1%	0.1%
E09000003	Barnet	07M	NHS Barnet CCG	91.1%	92.1%
E09000003	Barnet	07P	NHS Brent CCG	2.0%	1.8%
E09000003	Barnet	07R	NHS Camden CCG	1.0%	0.7%
E09000003	Barnet	09A	NHS Central London (Westminster) CCG	0.2%	0.1%
E09000003	Barnet	07X	NHS Enfield CCG	3.0%	2.4%
E09000003	Barnet	08C	NHS Hammersmith and Fulham CCG	0.3%	0.2%
E09000003	Barnet	08D	NHS Haringey CCG	2.2%	1.6%
E09000003	Barnet	08E	NHS Harrow CCG	1.2%	0.8%
E09000003	Barnet	06N	NHS Herts Valleys CCG	0.0%	0.1%
E09000003	Barnet	08H	NHS Islington CCG	0.2%	0.1%
E09000003	Barnet	08Y	NHS West London (K&C & QPP) CCG	0.2%	0.1%
E08000016	Barnsley	02P	NHS Barnsley CCG	94.6%	98.1%
E08000016	Barnsley	02X	NHS Doncaster CCG	0.3%	0.4%
E08000016	Barnsley	03A	NHS Greater Huddersfield CCG	0.2%	0.2%
E08000016	Barnsley	03L	NHS Rotherham CCG	0.3%	0.3%
E08000016	Barnsley	03N	NHS Sheffield CCG	0.2%	0.4%
E08000016	Barnsley	03R	NHS Wakefield CCG	0.4%	0.6%
E06000022	Bath and North East Somerset	11E	NHS Bath and North East Somerset CCG	93.5%	98.3%
E06000022	Bath and North East Somerset	15C	NHS Bristol, North Somerset and South Gloucestershire CCG	0.2%	0.9%
E06000022	Bath and North East Somerset	11X	NHS Somerset CCG	0.2%	0.5%
E06000022	Bath and North East Somerset	99N	NHS Wiltshire CCG	0.1%	0.3%
E06000055	Bedford	06F	NHS Bedfordshire CCG	37.7%	97.4%
E06000055	Bedford	06H	NHS Cambridgeshire and Peterborough CCG	0.4%	1.9%
E06000055	Bedford	04G	NHS Nene CCG	0.2%	0.6%
E09000004	Bexley	07N	NHS Bexley CCG	93.4%	89.8%
E09000004	Bexley	07Q	NHS Bromley CCG	0.1%	0.1%
E09000004	Bexley	09J	NHS Dartford, Gravesham and Swanley CCG	1.4%	1.5%
E09000004	Bexley	08A	NHS Greenwich CCG	7.2%	8.4%
E09000004	Bexley	08L	NHS Lewisham CCG	0.1%	0.1%
E08000025	Birmingham	15E	NHS Birmingham and Solihull CCG	78.4%	81.7%
E08000025	Birmingham	05C	NHS Dudley CCG	0.2%	0.0%
E08000025	Birmingham	05J	NHS Redditch and Bromsgrove CCG	3.1%	0.4%
E08000025	Birmingham	05L	NHS Sandwell and West Birmingham CCG	39.2%	17.8%
E08000025	Birmingham	05Y	NHS Walsall CCG	0.5%	0.1%
E06000008	Blackburn with Darwen	00Q	NHS Blackburn with Darwen CCG	88.9%	95.8%
E06000008	Blackburn with Darwen	00T	NHS Bolton CCG	1.2%	2.3%
E06000008	Blackburn with Darwen	00V	NHS Bury CCG	0.2%	0.2%
E06000008	Blackburn with Darwen	01A	NHS East Lancashire CCG	0.7%	1.7%
E06000009	Blackpool	00R	NHS Blackpool CCG	86.4%	97.6%
E06000009	Blackpool	02M	NHS Fylde & Wyre CCG	2.1%	2.4%
E08000001	Bolton	00T	NHS Bolton CCG	97.3%	97.5%
E08000001	Bolton	00V	NHS Bury CCG	1.5%	1.0%
E08000001	Bolton	00X	NHS Chorley and South Ribble CCG	0.2%	0.1%
E08000001	Bolton	01G	NHS Salford CCG	0.6%	0.5%
E08000001	Bolton	02H	NHS Wigan Borough CCG	0.8%	0.9%
E06000058	Bournemouth, Christchurch and Poole	11J	NHS Dorset CCG	52.4%	99.7%
E06000058	Bournemouth, Christchurch and Poole	11A	NHS West Hampshire CCG	0.2%	0.3%
E06000036	Bracknell Forest	15A	NHS Berkshire West CCG	0.5%	2.0%
E06000036	Bracknell Forest	15D	NHS East Berkshire CCG	26.1%	96.9%
E06000036	Bracknell Forest	99M	NHS North East Hampshire and Farnham CCG	0.6%	1.0%
E06000036	Bracknell Forest	10C	NHS Surrey Heath CCG	0.2%	0.1%
E08000032	Bradford	02N	NHS Airedale, Wharfedale and Craven CCG	67.2%	18.4%
E08000032	Bradford	02W	NHS Bradford City CCG	98.9%	23.9%
E08000032	Bradford	02R	NHS Bradford Districts CCG	98.0%	56.3%
E08000032	Bradford	02T	NHS Calderdale CCG	0.2%	0.0%
E08000032	Bradford	15F	NHS Leeds CCG	0.9%	1.4%
E08000032	Bradford	03J	NHS North Kirklees CCG	0.2%	0.0%
E09000005	Brent	07M	NHS Barnet CCG	2.3%	2.4%
E09000005	Brent	07P	NHS Brent CCG	89.7%	86.4%
E09000005	Brent	07R	NHS Camden CCG	3.9%	2.8%
E09000005	Brent	09A	NHS Central London (Westminster) CCG	1.3%	0.7%
E09000005	Brent	07W	NHS Ealing CCG	0.5%	0.6%
E09000005	Brent	08C	NHS Hammersmith and Fulham CCG	0.6%	0.4%
E09000005	Brent	08E	NHS Harrow CCG	5.9%	4.0%
E09000005	Brent	08Y	NHS West London (K&C & QPP) CCG	4.3%	2.7%
E06000043	Brighton and Hove	09D	NHS Brighton and Hove CCG	97.9%	99.7%
E06000043	Brighton and Hove	09G	NHS Coastal West Sussex CCG	0.1%	0.2%
E06000043	Brighton and Hove	99K	NHS High Weald Lewes Havens CCG	0.3%	0.1%
E06000023	Bristol, City of	11E	NHS Bath and North East Somerset CCG	0.1%	0.0%
E06000023	Bristol, City of	15C	NHS Bristol, North Somerset and South Gloucestershire CCG	49.3%	100.0%
E09000006	Bromley	07N	NHS Bexley CCG	0.2%	0.1%
E09000006	Bromley	07Q	NHS Bromley CCG	94.6%	95.1%
E09000006	Bromley	07V	NHS Croydon CCG	1.2%	1.4%
E09000006	Bromley	08A	NHS Greenwich CCG	1.4%	1.2%
E09000006	Bromley	08C	NHS Hammersmith and Fulham CCG	0.1%	0.0%
E09000006	Bromley	08K	NHS Lambeth CCG	0.1%	0.2%
E09000006	Bromley	08L	NHS Lewisham CCG	1.9%	1.8%
E09000006	Bromley	99J	NHS West Kent CCG	0.1%	0.2%

E1000002	Buckinghamshire	06F	NHS Bedfordshire CCG	0.6%	0.5%
E1000002	Buckinghamshire	14Y	NHS Buckinghamshire CCG	94.4%	94.9%
E1000002	Buckinghamshire	15D	NHS East Berkshire CCG	1.4%	1.2%
E1000002	Buckinghamshire	06N	NHS Herts Valleys CCG	1.2%	1.4%
E1000002	Buckinghamshire	08G	NHS Hillingdon CCG	0.7%	0.4%
E1000002	Buckinghamshire	04F	NHS Milton Keynes CCG	1.3%	0.7%
E1000002	Buckinghamshire	04G	NHS Nene CCG	0.1%	0.2%
E1000002	Buckinghamshire	10Q	NHS Oxfordshire CCG	0.6%	0.7%
E0800002	Bury	00T	NHS Bolton CCG	0.8%	1.2%
E0800002	Bury	00V	NHS Bury CCG	94.0%	94.3%
E0800002	Bury	01A	NHS East Lancashire CCG	0.0%	0.2%
E0800002	Bury	01D	NHS Heywood, Middleton and Rochdale CCG	0.4%	0.5%
E0800002	Bury	14L	NHS Manchester CCG	0.6%	2.0%
E0800002	Bury	01G	NHS Salford CCG	1.4%	1.9%
E0800003	Calderdale	02R	NHS Bradford Districts CCG	0.4%	0.6%
E0800003	Calderdale	02T	NHS Calderdale CCG	98.4%	98.9%
E0800003	Calderdale	03A	NHS Greater Huddersfield CCG	0.3%	0.3%
E0800003	Calderdale	01D	NHS Heywood, Middleton and Rochdale CCG	0.1%	0.1%
E1000003	Cambridgeshire	06F	NHS Bedfordshire CCG	1.1%	0.7%
E1000003	Cambridgeshire	06H	NHS Cambridgeshire and Peterborough CCG	71.8%	96.7%
E1000003	Cambridgeshire	06K	NHS East and North Hertfordshire CCG	0.8%	0.7%
E1000003	Cambridgeshire	99D	NHS South Lincolnshire CCG	0.3%	0.0%
E1000003	Cambridgeshire	07H	NHS West Essex CCG	0.2%	0.1%
E1000003	Cambridgeshire	07J	NHS West Norfolk CCG	1.6%	0.4%
E1000003	Cambridgeshire	07K	NHS West Suffolk CCG	4.0%	1.4%
E0900007	Camden	07M	NHS Barnet CCG	0.2%	0.3%
E0900007	Camden	07P	NHS Brent CCG	1.3%	1.9%
E0900007	Camden	07R	NHS Camden CCG	83.9%	88.9%
E0900007	Camden	09A	NHS Central London (Westminster) CCG	5.6%	4.8%
E0900007	Camden	08C	NHS Hammersmith and Fulham CCG	0.4%	0.3%
E0900007	Camden	08D	NHS Haringey CCG	0.5%	0.6%
E0900007	Camden	08H	NHS Islington CCG	3.2%	3.0%
E0900007	Camden	08Y	NHS West London (K&C & QPP) CCG	0.3%	0.2%
E0600005	Central Bedfordshire	06F	NHS Bedfordshire CCG	56.6%	95.0%
E0600005	Central Bedfordshire	14Y	NHS Buckinghamshire CCG	0.8%	1.5%
E0600005	Central Bedfordshire	06K	NHS East and North Hertfordshire CCG	0.3%	0.6%
E0600005	Central Bedfordshire	06N	NHS Herts Valleys CCG	0.4%	0.9%
E0600005	Central Bedfordshire	06P	NHS Luton CCG	2.3%	1.9%
E0600005	Central Bedfordshire	04F	NHS Milton Keynes CCG	0.1%	0.1%
E0600004	Cheshire East	15M	NHS Derby and Derbyshire CCG	0.1%	0.3%
E0600004	Cheshire East	01C	NHS Eastern Cheshire CCG	96.4%	50.2%
E0600004	Cheshire East	05G	NHS North Staffordshire CCG	1.1%	0.6%
E0600004	Cheshire East	01R	NHS South Cheshire CCG	98.6%	45.8%
E0600004	Cheshire East	01W	NHS Stockport CCG	1.6%	1.2%
E0600004	Cheshire East	02A	NHS Trafford CCG	0.2%	0.1%
E0600004	Cheshire East	02D	NHS Vale Royal CCG	0.6%	0.2%
E0600004	Cheshire East	02E	NHS Warrington CCG	0.7%	0.4%
E0600004	Cheshire East	02F	NHS West Cheshire CCG	1.9%	1.2%
E0600005	Cheshire West and Chester	01C	NHS Eastern Cheshire CCG	1.2%	0.7%
E0600005	Cheshire West and Chester	01F	NHS Halton CCG	0.2%	0.0%
E0600005	Cheshire West and Chester	01R	NHS South Cheshire CCG	0.5%	0.2%
E0600005	Cheshire West and Chester	02D	NHS Vale Royal CCG	99.4%	29.5%
E0600005	Cheshire West and Chester	02E	NHS Warrington CCG	0.4%	0.3%
E0600005	Cheshire West and Chester	02F	NHS West Cheshire CCG	96.9%	69.1%
E0600005	Cheshire West and Chester	12F	NHS Wirral CCG	0.3%	0.3%
E0900001	City of London	07R	NHS Camden CCG	0.2%	7.0%
E0900001	City of London	09A	NHS Central London (Westminster) CCG	0.1%	2.5%
E0900001	City of London	07T	NHS City and Hackney CCG	1.8%	70.4%
E0900001	City of London	08C	NHS Hammersmith and Fulham CCG	0.0%	1.2%
E0900001	City of London	08H	NHS Islington CCG	0.1%	3.6%
E0900001	City of London	08V	NHS Tower Hamlets CCG	0.4%	15.0%
E0900001	City of London	08Y	NHS West London (K&C & QPP) CCG	0.0%	0.2%
E0600002	Cornwall & Scilly	15N	NHS Devon CCG	0.3%	0.6%
E0600002	Cornwall & Scilly	11N	NHS Kernow CCG	99.7%	99.4%
E0600004	County Durham	00D	NHS Durham Dales, Easington and Sedgfield CCG	97.0%	52.4%
E0600004	County Durham	03D	NHS Hambleton, Richmondshire and Whitby CCG	0.1%	0.0%
E0600004	County Durham	00K	NHS Hartlepool and Stockton-On-Tees CCG	0.1%	0.0%
E0600004	County Durham	13T	NHS Newcastle Gateshead CCG	0.7%	0.7%
E0600004	County Durham	00J	NHS North Durham CCG	96.7%	46.3%
E0600004	County Durham	00P	NHS Sunderland CCG	1.2%	0.6%
E0800002	Coventry	05A	NHS Coventry and Rugby CCG	74.5%	99.8%
E0800002	Coventry	05H	NHS Warwickshire North CCG	0.4%	0.2%
E0900008	Croydon	07Q	NHS Bromley CCG	1.6%	1.3%
E0900008	Croydon	07V	NHS Croydon CCG	95.3%	93.2%
E0900008	Croydon	09L	NHS East Surrey CCG	2.9%	1.3%
E0900008	Croydon	08C	NHS Hammersmith and Fulham CCG	0.2%	0.0%
E0900008	Croydon	08K	NHS Lambeth CCG	3.0%	3.0%
E0900008	Croydon	08R	NHS Merton CCG	0.8%	0.4%
E0900008	Croydon	08T	NHS Sutton CCG	0.8%	0.4%
E0900008	Croydon	08X	NHS Wandsworth CCG	0.5%	0.5%

E1000006	Cumbria	01K	NHS Morecambe Bay CCG	54.0%	36.6%
E1000006	Cumbria	01H	NHS North Cumbria CCG	99.9%	63.4%
E0600005	Darlington	00C	NHS Darlington CCG	98.2%	96.1%
E0600005	Darlington	00D	NHS Durham Dales, Easington and Sedgfield CCG	1.2%	3.2%
E0600005	Darlington	03D	NHS Hambleton, Richmondshire and Whitby CCG	0.1%	0.2%
E0600005	Darlington	00K	NHS Hartlepool and Stockton-On-Tees CCG	0.2%	0.6%
E06000015	Derby	15M	NHS Derby and Derbyshire CCG	26.5%	100.0%
E1000007	Derbyshire	02Q	NHS Bassetlaw CCG	0.2%	0.0%
E1000007	Derbyshire	15M	NHS Derby and Derbyshire CCG	70.9%	92.6%
E1000007	Derbyshire	05D	NHS East Staffordshire CCG	7.9%	1.4%
E1000007	Derbyshire	01C	NHS Eastern Cheshire CCG	0.3%	0.0%
E1000007	Derbyshire	04E	NHS Mansfield and Ashfield CCG	2.1%	0.5%
E1000007	Derbyshire	04L	NHS Nottingham North and East CCG	0.3%	0.0%
E1000007	Derbyshire	04M	NHS Nottingham West CCG	5.1%	0.6%
E1000007	Derbyshire	03N	NHS Sheffield CCG	0.5%	0.4%
E1000007	Derbyshire	01W	NHS Stockport CCG	0.1%	0.0%
E1000007	Derbyshire	01Y	NHS Tameside and Glossop CCG	13.9%	4.3%
E1000007	Derbyshire	04V	NHS West Leicestershire CCG	0.5%	0.2%
E1000008	Devon	15N	NHS Devon CCG	65.7%	99.2%
E1000008	Devon	11J	NHS Dorset CCG	0.3%	0.3%
E1000008	Devon	11N	NHS Kernow CCG	0.3%	0.2%
E1000008	Devon	11X	NHS Somerset CCG	0.4%	0.3%
E08000017	Doncaster	02P	NHS Barnsley CCG	0.3%	0.3%
E08000017	Doncaster	02Q	NHS Bassetlaw CCG	1.5%	0.6%
E08000017	Doncaster	02X	NHS Doncaster CCG	96.8%	97.8%
E08000017	Doncaster	03L	NHS Rotherham CCG	1.5%	1.2%
E08000017	Doncaster	03R	NHS Wakefield CCG	0.1%	0.2%
E06000059	Dorset	11J	NHS Dorset CCG	46.0%	95.6%
E06000059	Dorset	11X	NHS Somerset CCG	0.6%	0.9%
E06000059	Dorset	11A	NHS West Hampshire CCG	1.7%	2.5%
E06000059	Dorset	99N	NHS Wiltshire CCG	0.7%	1.0%
E08000027	Dudley	15E	NHS Birmingham and Solihull CCG	0.1%	0.6%
E08000027	Dudley	05C	NHS Dudley CCG	93.3%	90.7%
E08000027	Dudley	05L	NHS Sandwell and West Birmingham CCG	3.9%	6.9%
E08000027	Dudley	06A	NHS Wolverhampton CCG	1.8%	1.5%
E08000027	Dudley	06D	NHS Wyre Forest CCG	0.8%	0.3%
E09000009	Ealing	07P	NHS Brent CCG	1.8%	1.6%
E09000009	Ealing	09A	NHS Central London (Westminster) CCG	0.2%	0.1%
E09000009	Ealing	07W	NHS Ealing CCG	86.9%	90.4%
E09000009	Ealing	08C	NHS Hammersmith and Fulham CCG	5.5%	3.1%
E09000009	Ealing	08E	NHS Harrow CCG	0.4%	0.3%
E09000009	Ealing	08G	NHS Hillingdon CCG	0.7%	0.5%
E09000009	Ealing	07Y	NHS Hounslow CCG	4.7%	3.5%
E09000009	Ealing	08Y	NHS West London (K&C & QPP) CCG	0.7%	0.4%
E06000011	East Riding of Yorkshire	02Y	NHS East Riding of Yorkshire CCG	97.3%	85.1%
E06000011	East Riding of Yorkshire	03F	NHS Hull CCG	9.2%	7.9%
E06000011	East Riding of Yorkshire	03M	NHS Scarborough and Ryedale CCG	0.7%	0.2%
E06000011	East Riding of Yorkshire	03Q	NHS Vale of York CCG	6.6%	6.8%
E10000011	East Sussex	09D	NHS Brighton and Hove CCG	1.0%	0.6%
E10000011	East Sussex	09F	NHS Eastbourne, Hailsham and Seaford CCG	100.0%	34.7%
E10000011	East Sussex	09P	NHS Hastings and Rother CCG	99.7%	33.3%
E10000011	East Sussex	09K	NHS High Weald Lewes Havens CCG	98.1%	29.6%
E10000011	East Sussex	09X	NHS Horsham and Mid Sussex CCG	2.8%	1.2%
E10000011	East Sussex	99J	NHS West Kent CCG	0.8%	0.7%
E09000010	Enfield	07M	NHS Barnet CCG	1.0%	1.2%
E09000010	Enfield	07T	NHS City and Hackney CCG	0.1%	0.1%
E09000010	Enfield	06K	NHS East and North Hertfordshire CCG	0.3%	0.6%
E09000010	Enfield	07X	NHS Enfield CCG	95.2%	90.9%
E09000010	Enfield	08C	NHS Hammersmith and Fulham CCG	0.1%	0.0%
E09000010	Enfield	08D	NHS Haringey CCG	7.7%	6.9%
E09000010	Enfield	06N	NHS Herts Valleys CCG	0.1%	0.2%
E09000010	Enfield	08H	NHS Islington CCG	0.2%	0.1%
E10000012	Essex	07L	NHS Barking and Dagenham CCG	0.1%	0.0%
E10000012	Essex	99E	NHS Basildon and Brentwood CCG	99.8%	18.2%
E10000012	Essex	06H	NHS Cambridgeshire and Peterborough CCG	0.1%	0.0%
E10000012	Essex	99F	NHS Castle Point and Rochford CCG	95.2%	11.5%
E10000012	Essex	06K	NHS East and North Hertfordshire CCG	1.6%	0.6%
E10000012	Essex	08F	NHS Havering CCG	0.3%	0.0%
E10000012	Essex	06L	NHS Ipswich and East Suffolk CCG	0.2%	0.0%
E10000012	Essex	06Q	NHS Mid Essex CCG	100.0%	25.5%
E10000012	Essex	06T	NHS North East Essex CCG	98.6%	22.7%
E10000012	Essex	08N	NHS Redbridge CCG	2.9%	0.6%
E10000012	Essex	99G	NHS Southend CCG	3.3%	0.4%
E10000012	Essex	07G	NHS Thurrock CCG	1.4%	0.2%
E10000012	Essex	08W	NHS Waltham Forest CCG	0.5%	0.1%
E10000012	Essex	07H	NHS West Essex CCG	97.1%	19.8%
E10000012	Essex	07K	NHS West Suffolk CCG	2.3%	0.4%



E08000037	Gateshead	13T	NHS Newcastle Gateshead CCG	38.5%	97.7%
E08000037	Gateshead	00J	NHS North Durham CCG	0.9%	1.2%
E08000037	Gateshead	00L	NHS Northumberland CCG	0.5%	0.8%
E08000037	Gateshead	00N	NHS South Tyneside CCG	0.3%	0.2%
E08000037	Gateshead	00P	NHS Sunderland CCG	0.0%	0.1%
E10000013	Gloucestershire	15C	NHS Bristol, North Somerset and South Gloucestershire CCG	0.1%	0.1%
E10000013	Gloucestershire	11M	NHS Gloucestershire CCG	97.6%	98.6%
E10000013	Gloucestershire	05F	NHS Herefordshire CCG	0.5%	0.1%
E10000013	Gloucestershire	10Q	NHS Oxfordshire CCG	0.2%	0.2%
E10000013	Gloucestershire	05R	NHS South Warwickshire CCG	0.6%	0.2%
E10000013	Gloucestershire	05T	NHS South Worcestershire CCG	1.1%	0.5%
E10000013	Gloucestershire	99N	NHS Wiltshire CCG	0.2%	0.2%
E09000011	Greenwich	07N	NHS Bexley CCG	5.1%	4.2%
E09000011	Greenwich	07Q	NHS Bromley CCG	1.1%	1.3%
E09000011	Greenwich	08A	NHS Greenwich CCG	89.2%	89.3%
E09000011	Greenwich	08C	NHS Hammersmith and Fulham CCG	0.2%	0.2%
E09000011	Greenwich	08L	NHS Lewisham CCG	4.4%	4.9%
E09000011	Greenwich	08Q	NHS Southwark CCG	0.1%	0.1%
E09000012	Hackney	07R	NHS Camden CCG	0.7%	0.7%
E09000012	Hackney	09A	NHS Central London (Westminster) CCG	0.2%	0.2%
E09000012	Hackney	07T	NHS City and Hackney CCG	90.2%	93.8%
E09000012	Hackney	08C	NHS Hammersmith and Fulham CCG	0.5%	0.4%
E09000012	Hackney	08D	NHS Haringey CCG	0.6%	0.7%
E09000012	Hackney	08H	NHS Islington CCG	4.6%	3.7%
E09000012	Hackney	08V	NHS Tower Hamlets CCG	0.5%	0.6%
E06000006	Halton	01F	NHS Halton CCG	98.2%	96.5%
E06000006	Halton	01J	NHS Knowsley CCG	0.2%	0.3%
E06000006	Halton	99A	NHS Liverpool CCG	0.3%	1.1%
E06000006	Halton	02E	NHS Warrington CCG	0.7%	1.1%
E06000006	Halton	02F	NHS West Cheshire CCG	0.6%	1.1%
E09000013	Hammersmith and Fulham	07P	NHS Brent CCG	0.3%	0.5%
E09000013	Hammersmith and Fulham	07R	NHS Camden CCG	0.1%	0.1%
E09000013	Hammersmith and Fulham	09A	NHS Central London (Westminster) CCG	2.5%	2.5%
E09000013	Hammersmith and Fulham	07W	NHS Ealing CCG	0.6%	1.1%
E09000013	Hammersmith and Fulham	08C	NHS Hammersmith and Fulham CCG	82.8%	87.6%
E09000013	Hammersmith and Fulham	07Y	NHS Hounslow CCG	0.5%	0.7%
E09000013	Hammersmith and Fulham	08X	NHS Wandsworth CCG	0.2%	0.3%
E09000013	Hammersmith and Fulham	08Y	NHS West London (K&C & QPP) CCG	6.5%	7.2%
E10000014	Hampshire	15A	NHS Berkshire West CCG	1.7%	0.6%
E10000014	Hampshire	09G	NHS Coastal West Sussex CCG	0.2%	0.1%
E10000014	Hampshire	11J	NHS Dorset CCG	0.5%	0.3%
E10000014	Hampshire	15D	NHS East Berkshire CCG	0.2%	0.0%
E10000014	Hampshire	10K	NHS Fareham and Gosport CCG	98.5%	14.3%
E10000014	Hampshire	09N	NHS Guildford and Waverley CCG	2.9%	0.5%
E10000014	Hampshire	99M	NHS North East Hampshire and Farnham CCG	76.5%	12.4%
E10000014	Hampshire	10J	NHS North Hampshire CCG	99.2%	15.9%
E10000014	Hampshire	10R	NHS Portsmouth CCG	4.4%	0.7%
E10000014	Hampshire	10V	NHS South Eastern Hampshire CCG	95.6%	14.6%
E10000014	Hampshire	10X	NHS Southampton CCG	5.1%	1.0%
E10000014	Hampshire	10C	NHS Surrey Heath CCG	0.8%	0.0%
E10000014	Hampshire	11A	NHS West Hampshire CCG	97.7%	39.1%
E10000014	Hampshire	99N	NHS Wiltshire CCG	1.3%	0.4%
E09000014	Haringey	07M	NHS Barnet CCG	1.0%	1.4%
E09000014	Haringey	07R	NHS Camden CCG	0.6%	0.6%
E09000014	Haringey	09A	NHS Central London (Westminster) CCG	0.1%	0.1%
E09000014	Haringey	07T	NHS City and Hackney CCG	3.1%	3.2%
E09000014	Haringey	07X	NHS Enfield CCG	1.3%	1.4%
E09000014	Haringey	08C	NHS Hammersmith and Fulham CCG	0.4%	0.3%
E09000014	Haringey	08D	NHS Haringey CCG	87.7%	91.0%
E09000014	Haringey	08H	NHS Islington CCG	2.5%	2.1%
E09000015	Harrow	07M	NHS Barnet CCG	4.3%	6.4%
E09000015	Harrow	07P	NHS Brent CCG	3.6%	4.8%
E09000015	Harrow	07W	NHS Ealing CCG	1.3%	2.1%
E09000015	Harrow	08C	NHS Hammersmith and Fulham CCG	0.1%	0.0%
E09000015	Harrow	08E	NHS Harrow CCG	89.7%	84.1%
E09000015	Harrow	06N	NHS Herts Valleys CCG	0.2%	0.5%
E09000015	Harrow	08G	NHS Hillingdon CCG	1.8%	2.0%
E09000015	Harrow	08Y	NHS West London (K&C & QPP) CCG	0.1%	0.1%

E06000001	Hartlepool	00D	NHS Durham Dales, Easington and Sedgfield CCG	0.2%	0.6%
E06000001	Hartlepool	00K	NHS Hartlepool and Stockton-On-Tees CCG	32.4%	99.4%
E09000016	Havering	07L	NHS Barking and Dagenham CCG	3.5%	2.9%
E09000016	Havering	08F	NHS Havering CCG	91.7%	96.2%
E09000016	Havering	08M	NHS Newham CCG	0.1%	0.2%
E09000016	Havering	08N	NHS Redbridge CCG	0.6%	0.7%
E09000016	Havering	07G	NHS Thurrock CCG	0.1%	0.0%
E06000019	Herefordshire, County of	11M	NHS Gloucestershire CCG	0.3%	0.9%
E06000019	Herefordshire, County of	05F	NHS Herefordshire CCG	98.2%	97.3%
E06000019	Herefordshire, County of	05N	NHS Shropshire CCG	0.3%	0.5%
E06000019	Herefordshire, County of	05T	NHS South Worcestershire CCG	0.8%	1.3%
E10000015	Hertfordshire	07M	NHS Barnet CCG	0.2%	0.0%
E10000015	Hertfordshire	06F	NHS Bedfordshire CCG	0.1%	0.0%
E10000015	Hertfordshire	14Y	NHS Buckinghamshire CCG	0.2%	0.1%
E10000015	Hertfordshire	06H	NHS Cambridgeshire and Peterborough CCG	2.1%	1.6%
E10000015	Hertfordshire	06K	NHS East and North Hertfordshire CCG	97.0%	46.5%
E10000015	Hertfordshire	07X	NHS Enfield CCG	0.5%	0.1%
E10000015	Hertfordshire	08E	NHS Harrow CCG	0.6%	0.1%
E10000015	Hertfordshire	06N	NHS Herts Valleys CCG	98.0%	50.7%
E10000015	Hertfordshire	08G	NHS Hillingdon CCG	2.2%	0.6%
E10000015	Hertfordshire	06P	NHS Luton CCG	0.4%	0.0%
E10000015	Hertfordshire	07H	NHS West Essex CCG	0.8%	0.2%
E09000017	Hillingdon	14Y	NHS Buckinghamshire CCG	0.0%	0.1%
E09000017	Hillingdon	07W	NHS Ealing CCG	5.2%	6.9%
E09000017	Hillingdon	08C	NHS Hammersmith and Fulham CCG	0.5%	0.3%
E09000017	Hillingdon	08E	NHS Harrow CCG	2.2%	1.8%
E09000017	Hillingdon	08G	NHS Hillingdon CCG	94.3%	89.8%
E09000017	Hillingdon	07Y	NHS Hounslow CCG	1.1%	1.0%
E09000018	Hounslow	07W	NHS Ealing CCG	5.4%	7.4%
E09000018	Hounslow	08C	NHS Hammersmith and Fulham CCG	1.2%	0.9%
E09000018	Hounslow	08G	NHS Hillingdon CCG	0.2%	0.2%
E09000018	Hounslow	07Y	NHS Hounslow CCG	88.2%	87.1%
E09000018	Hounslow	09Y	NHS North West Surrey CCG	0.3%	0.4%
E09000018	Hounslow	08P	NHS Richmond CCG	5.7%	3.8%
E09000018	Hounslow	08Y	NHS West London (K&C & QPP) CCG	0.2%	0.1%
E06000046	Isle of Wight	10L	NHS Isle of Wight CCG	100.0%	100.0%
E09000019	Islington	07R	NHS Camden CCG	4.9%	5.4%
E09000019	Islington	09A	NHS Central London (Westminster) CCG	0.5%	0.5%
E09000019	Islington	07T	NHS City and Hackney CCG	3.4%	4.2%
E09000019	Islington	08C	NHS Hammersmith and Fulham CCG	0.5%	0.5%
E09000019	Islington	08D	NHS Haringey CCG	1.2%	1.5%
E09000019	Islington	08H	NHS Islington CCG	89.1%	87.9%
E09000020	Kensington and Chelsea	07P	NHS Brent CCG	0.0%	0.1%
E09000020	Kensington and Chelsea	07R	NHS Camden CCG	0.2%	0.3%
E09000020	Kensington and Chelsea	09A	NHS Central London (Westminster) CCG	4.0%	5.4%
E09000020	Kensington and Chelsea	08C	NHS Hammersmith and Fulham CCG	1.2%	1.7%
E09000020	Kensington and Chelsea	08Y	NHS West London (K&C & QPP) CCG	63.9%	92.5%
E10000016	Kent	09C	NHS Ashford CCG	100.0%	8.3%
E10000016	Kent	07N	NHS Bexley CCG	1.3%	0.2%
E10000016	Kent	07Q	NHS Bromley CCG	0.9%	0.2%
E10000016	Kent	09E	NHS Canterbury and Coastal CCG	100.0%	14.1%
E10000016	Kent	09J	NHS Dartford, Gravesham and Swanley CCG	98.3%	16.5%
E10000016	Kent	09L	NHS East Surrey CCG	0.1%	0.0%
E10000016	Kent	08A	NHS Greenwich CCG	0.2%	0.0%
E10000016	Kent	09P	NHS Hastings and Rother CCG	0.3%	0.0%
E10000016	Kent	99K	NHS High Weald Lewes Havens CCG	0.6%	0.0%
E10000016	Kent	09W	NHS Medway CCG	6.1%	1.1%
E10000016	Kent	10A	NHS South Kent Coast CCG	100.0%	12.9%
E10000016	Kent	10D	NHS Swale CCG	99.8%	7.1%
E10000016	Kent	10E	NHS Thanet CCG	100.0%	9.1%
E10000016	Kent	99J	NHS West Kent CCG	98.7%	30.4%
E06000010	Kingston upon Hull, City of	02Y	NHS East Riding of Yorkshire CCG	1.3%	1.4%
E06000010	Kingston upon Hull, City of	03F	NHS Hull CCG	90.8%	98.6%
E09000021	Kingston upon Thames	08J	NHS Kingston CCG	86.9%	95.9%
E09000021	Kingston upon Thames	08R	NHS Merton CCG	1.1%	1.3%
E09000021	Kingston upon Thames	08P	NHS Richmond CCG	0.7%	0.8%
E09000021	Kingston upon Thames	99H	NHS Surrey Downs CCG	0.7%	1.2%
E09000021	Kingston upon Thames	08T	NHS Sutton CCG	0.1%	0.1%
E09000021	Kingston upon Thames	08X	NHS Wandsworth CCG	0.3%	0.7%
E08000034	Kirklees	02P	NHS Barnsley CCG	0.1%	0.0%
E08000034	Kirklees	02R	NHS Bradford Districts CCG	1.0%	0.7%
E08000034	Kirklees	02T	NHS Calderdale CCG	1.4%	0.7%
E08000034	Kirklees	03A	NHS Greater Huddersfield CCG	99.6%	54.7%
E08000034	Kirklees	15F	NHS Leeds CCG	0.1%	0.3%
E08000034	Kirklees	03J	NHS North Kirklees CCG	98.9%	42.4%
E08000034	Kirklees	03R	NHS Wakefield CCG	1.5%	1.3%

E08000011	Knowsley	01F	NHS Halton CCG	1.0%	0.8%
E08000011	Knowsley	01J	NHS Knowsley CCG	86.8%	88.2%
E08000011	Knowsley	99A	NHS Liverpool CCG	2.4%	8.0%
E08000011	Knowsley	01T	NHS South Sefton CCG	0.1%	0.1%
E08000011	Knowsley	01X	NHS St Helens CCG	2.3%	2.8%
E09000022	Lambeth	07R	NHS Camden CCG	0.2%	0.1%
E09000022	Lambeth	09A	NHS Central London (Westminster) CCG	0.9%	0.6%
E09000022	Lambeth	07V	NHS Croydon CCG	0.7%	0.8%
E09000022	Lambeth	08C	NHS Hammersmith and Fulham CCG	0.6%	0.4%
E09000022	Lambeth	08K	NHS Lambeth CCG	85.5%	92.2%
E09000022	Lambeth	08R	NHS Merton CCG	1.0%	0.6%
E09000022	Lambeth	08Q	NHS Southwark CCG	1.9%	1.6%
E09000022	Lambeth	08X	NHS Wandsworth CCG	3.5%	3.7%
E09000022	Lambeth	08Y	NHS West London (K&C & QPP) CCG	0.1%	0.0%
E10000017	Lancashire	02N	NHS Airedale, Wharfedale and Craven CCG	0.2%	0.0%
E10000017	Lancashire	00Q	NHS Blackburn with Darwen CCG	11.1%	1.5%
E10000017	Lancashire	00R	NHS Blackpool CCG	13.6%	1.9%
E10000017	Lancashire	00T	NHS Bolton CCG	0.3%	0.0%
E10000017	Lancashire	00V	NHS Bury CCG	1.4%	0.2%
E10000017	Lancashire	00X	NHS Chorley and South Ribble CCG	99.8%	14.5%
E10000017	Lancashire	01A	NHS East Lancashire CCG	99.0%	30.0%
E10000017	Lancashire	02M	NHS Fylde & Wyre CCG	97.9%	13.8%
E10000017	Lancashire	01E	NHS Greater Preston CCG	100.0%	16.6%
E10000017	Lancashire	01D	NHS Heywood, Middleton and Rochdale CCG	0.9%	0.2%
E10000017	Lancashire	01J	NHS Knowsley CCG	0.1%	0.0%
E10000017	Lancashire	01K	NHS Morecambe Bay CCG	44.1%	12.1%
E10000017	Lancashire	01T	NHS South Sefton CCG	0.5%	0.0%
E10000017	Lancashire	01V	NHS Southport and Formby CCG	3.2%	0.3%
E10000017	Lancashire	01X	NHS St Helens CCG	0.5%	0.0%
E10000017	Lancashire	02G	NHS West Lancashire CCG	96.9%	8.7%
E10000017	Lancashire	02H	NHS Wigan Borough CCG	0.7%	0.2%
E08000035	Leeds	02N	NHS Airedale, Wharfedale and Craven CCG	0.1%	0.0%
E08000035	Leeds	02W	NHS Bradford City CCG	1.1%	0.2%
E08000035	Leeds	02R	NHS Bradford Districts CCG	0.5%	0.2%
E08000035	Leeds	15F	NHS Leeds CCG	97.7%	98.8%
E08000035	Leeds	03J	NHS North Kirklees CCG	0.3%	0.0%
E08000035	Leeds	03Q	NHS Vale of York CCG	0.6%	0.2%
E08000035	Leeds	03R	NHS Wakefield CCG	1.4%	0.6%
E06000016	Leicester	03W	NHS East Leicestershire and Rutland CCG	2.1%	1.8%
E06000016	Leicester	04C	NHS Leicester City CCG	92.8%	95.5%
E06000016	Leicester	04V	NHS West Leicestershire CCG	2.8%	2.7%
E10000018	Leicestershire	03V	NHS Corby CCG	0.5%	0.0%
E10000018	Leicestershire	15M	NHS Derby and Derbyshire CCG	0.4%	0.6%
E10000018	Leicestershire	03W	NHS East Leicestershire and Rutland CCG	85.5%	39.8%
E10000018	Leicestershire	04C	NHS Leicester City CCG	7.2%	4.1%
E10000018	Leicestershire	04N	NHS Rushcliffe CCG	5.4%	1.0%
E10000018	Leicestershire	04Q	NHS South West Lincolnshire CCG	5.6%	1.1%
E10000018	Leicestershire	05H	NHS Warwickshire North CCG	1.6%	0.4%
E10000018	Leicestershire	04V	NHS West Leicestershire CCG	96.2%	53.1%
E09000023	Lewisham	07Q	NHS Bromley CCG	1.4%	1.5%
E09000023	Lewisham	09A	NHS Central London (Westminster) CCG	0.2%	0.2%
E09000023	Lewisham	08A	NHS Greenwich CCG	2.1%	1.9%
E09000023	Lewisham	08C	NHS Hammersmith and Fulham CCG	0.3%	0.2%
E09000023	Lewisham	08K	NHS Lambeth CCG	0.3%	0.4%
E09000023	Lewisham	08L	NHS Lewisham CCG	91.5%	92.0%
E09000023	Lewisham	08Q	NHS Southwark CCG	3.9%	3.9%
E10000019	Lincolnshire	06H	NHS Cambridgeshire and Peterborough CCG	0.2%	0.3%
E10000019	Lincolnshire	03W	NHS East Leicestershire and Rutland CCG	0.2%	0.1%
E10000019	Lincolnshire	03T	NHS Lincolnshire East CCG	99.2%	32.0%
E10000019	Lincolnshire	04D	NHS Lincolnshire West CCG	98.6%	29.9%
E10000019	Lincolnshire	04H	NHS Newark & Sherwood CCG	2.4%	0.4%
E10000019	Lincolnshire	03H	NHS North East Lincolnshire CCG	2.7%	0.6%
E10000019	Lincolnshire	03K	NHS North Lincolnshire CCG	4.9%	1.1%
E10000019	Lincolnshire	99D	NHS South Lincolnshire CCG	90.8%	19.6%
E10000019	Lincolnshire	04Q	NHS South West Lincolnshire CCG	93.3%	16.1%
E08000012	Liverpool	01J	NHS Knowsley CCG	8.5%	2.7%
E08000012	Liverpool	99A	NHS Liverpool CCG	94.4%	96.3%
E08000012	Liverpool	01T	NHS South Sefton CCG	3.3%	1.0%
E06000032	Luton	06F	NHS Bedfordshire CCG	2.3%	4.5%
E06000032	Luton	06P	NHS Luton CCG	97.3%	95.5%
E08000003	Manchester	00V	NHS Bury CCG	0.4%	0.1%
E08000003	Manchester	01D	NHS Heywood, Middleton and Rochdale CCG	0.5%	0.2%
E08000003	Manchester	14L	NHS Manchester CCG	90.9%	95.6%
E08000003	Manchester	00Y	NHS Oldham CCG	0.9%	0.4%
E08000003	Manchester	01G	NHS Salford CCG	2.5%	1.1%
E08000003	Manchester	01W	NHS Stockport CCG	1.7%	0.8%
E08000003	Manchester	01Y	NHS Tameside and Glossop CCG	0.4%	0.2%
E08000003	Manchester	02A	NHS Trafford CCG	4.0%	1.6%

E06000035	Medway	09J	NHS Dartford, Gravesham and Swanley CCG	0.2%	0.2%
E06000035	Medway	09W	NHS Medway CCG	93.9%	99.5%
E06000035	Medway	10D	NHS Swale CCG	0.2%	0.0%
E06000035	Medway	99J	NHS West Kent CCG	0.2%	0.3%
E09000024	Merton	07V	NHS Croydon CCG	0.5%	0.9%
E09000024	Merton	08C	NHS Hammersmith and Fulham CCG	0.2%	0.2%
E09000024	Merton	08J	NHS Kingston CCG	3.4%	2.9%
E09000024	Merton	08K	NHS Lambeth CCG	1.0%	1.7%
E09000024	Merton	08R	NHS Merton CCG	87.7%	80.9%
E09000024	Merton	08T	NHS Sutton CCG	3.3%	2.6%
E09000024	Merton	08X	NHS Wandsworth CCG	6.6%	10.8%
E06000002	Middlesbrough	03D	NHS Hambleton, Richmondshire and Whitby CCG	0.2%	0.2%
E06000002	Middlesbrough	00K	NHS Hartlepool and Stockton-On-Tees CCG	0.2%	0.3%
E06000002	Middlesbrough	00M	NHS South Tees CCG	52.3%	99.5%
E06000042	Milton Keynes	06F	NHS Bedfordshire CCG	1.5%	2.5%
E06000042	Milton Keynes	04F	NHS Milton Keynes CCG	95.5%	96.2%
E06000042	Milton Keynes	04G	NHS Nene CCG	0.6%	1.3%
E08000021	Newcastle upon Tyne	13T	NHS Newcastle Gateshead CCG	58.9%	95.2%
E08000021	Newcastle upon Tyne	99C	NHS North Tyneside CCG	5.9%	4.0%
E08000021	Newcastle upon Tyne	00L	NHS Northumberland CCG	0.8%	0.8%
E09000025	Newham	07L	NHS Barking and Dagenham CCG	0.5%	0.3%
E09000025	Newham	09A	NHS Central London (Westminster) CCG	0.7%	0.4%
E09000025	Newham	07T	NHS City and Hackney CCG	0.1%	0.0%
E09000025	Newham	08C	NHS Hammersmith and Fulham CCG	0.5%	0.3%
E09000025	Newham	08M	NHS Newham CCG	96.6%	97.3%
E09000025	Newham	08N	NHS Redbridge CCG	0.3%	0.2%
E09000025	Newham	08V	NHS Tower Hamlets CCG	0.2%	0.2%
E09000025	Newham	08W	NHS Waltham Forest CCG	1.7%	1.4%
E10000020	Norfolk	06H	NHS Cambridgeshire and Peterborough CCG	0.7%	0.7%
E10000020	Norfolk	06M	NHS Great Yarmouth and Waveney CCG	47.7%	12.2%
E10000020	Norfolk	06L	NHS Ipswich and East Suffolk CCG	0.2%	0.0%
E10000020	Norfolk	06V	NHS North Norfolk CCG	100.0%	18.6%
E10000020	Norfolk	06W	NHS Norwich CCG	100.0%	25.2%
E10000020	Norfolk	99D	NHS South Lincolnshire CCG	0.2%	0.0%
E10000020	Norfolk	06Y	NHS South Norfolk CCG	98.9%	24.1%
E10000020	Norfolk	07J	NHS West Norfolk CCG	98.4%	18.5%
E10000020	Norfolk	07K	NHS West Suffolk CCG	2.6%	0.7%
E06000012	North East Lincolnshire	03T	NHS Lincolnshire East CCG	0.8%	1.2%
E06000012	North East Lincolnshire	03H	NHS North East Lincolnshire CCG	95.9%	98.6%
E06000012	North East Lincolnshire	03K	NHS North Lincolnshire CCG	0.2%	0.2%
E06000013	North Lincolnshire	02Q	NHS Bassetlaw CCG	0.2%	0.2%
E06000013	North Lincolnshire	02X	NHS Doncaster CCG	0.0%	0.1%
E06000013	North Lincolnshire	02Y	NHS East Riding of Yorkshire CCG	0.0%	0.1%
E06000013	North Lincolnshire	04D	NHS Lincolnshire West CCG	1.0%	1.3%
E06000013	North Lincolnshire	03H	NHS North East Lincolnshire CCG	1.4%	1.4%
E06000013	North Lincolnshire	03K	NHS North Lincolnshire CCG	94.9%	96.9%
E06000024	North Somerset	11E	NHS Bath and North East Somerset CCG	1.6%	1.5%
E06000024	North Somerset	15C	NHS Bristol, North Somerset and South Gloucestershire CCG	21.8%	98.3%
E06000024	North Somerset	11X	NHS Somerset CCG	0.0%	0.2%
E08000022	North Tyneside	13T	NHS Newcastle Gateshead CCG	1.0%	2.6%
E08000022	North Tyneside	99C	NHS North Tyneside CCG	93.2%	96.3%
E08000022	North Tyneside	00L	NHS Northumberland CCG	0.7%	1.1%
E10000023	North Yorkshire	02N	NHS Airedale, Wharfedale and Craven CCG	32.5%	8.3%
E10000023	North Yorkshire	00C	NHS Darlington CCG	1.3%	0.2%
E10000023	North Yorkshire	02X	NHS Doncaster CCG	0.2%	0.1%
E10000023	North Yorkshire	00D	NHS Durham Dales, Easington and Sedgfield CCG	0.2%	0.1%
E10000023	North Yorkshire	01A	NHS East Lancashire CCG	0.1%	0.0%
E10000023	North Yorkshire	02Y	NHS East Riding of Yorkshire CCG	1.4%	0.7%
E10000023	North Yorkshire	03D	NHS Hambleton, Richmondshire and Whitby CCG	98.3%	22.8%
E10000023	North Yorkshire	03E	NHS Harrogate and Rural District CCG	99.8%	26.2%
E10000023	North Yorkshire	00K	NHS Hartlepool and Stockton-On-Tees CCG	0.2%	0.1%
E10000023	North Yorkshire	15F	NHS Leeds CCG	0.9%	1.3%
E10000023	North Yorkshire	01K	NHS Morecambe Bay CCG	1.9%	1.0%
E10000023	North Yorkshire	03M	NHS Scarborough and Ryedale CCG	99.3%	19.2%
E10000023	North Yorkshire	03Q	NHS Vale of York CCG	32.6%	18.8%
E10000023	North Yorkshire	03R	NHS Wakefield CCG	2.0%	1.2%
E10000021	Northamptonshire	06F	NHS Bedfordshire CCG	0.1%	0.0%
E10000021	Northamptonshire	06H	NHS Cambridgeshire and Peterborough CCG	1.6%	1.9%
E10000021	Northamptonshire	03V	NHS Corby CCG	99.2%	9.8%
E10000021	Northamptonshire	05A	NHS Coventry and Rugby CCG	0.3%	0.2%
E10000021	Northamptonshire	03W	NHS East Leicestershire and Rutland CCG	2.0%	0.8%
E10000021	Northamptonshire	04F	NHS Milton Keynes CCG	3.1%	1.2%
E10000021	Northamptonshire	04G	NHS Nene CCG	98.8%	84.9%
E10000021	Northamptonshire	10Q	NHS Oxfordshire CCG	1.1%	1.0%
E10000021	Northamptonshire	99D	NHS South Lincolnshire CCG	0.9%	0.2%
E06000057	Northumberland	13T	NHS Newcastle Gateshead CCG	0.3%	0.5%
E06000057	Northumberland	01H	NHS North Cumbria CCG	0.1%	0.1%
E06000057	Northumberland	00J	NHS North Durham CCG	0.2%	0.2%
E06000057	Northumberland	99C	NHS North Tyneside CCG	0.9%	0.6%
E06000057	Northumberland	00L	NHS Northumberland CCG	97.9%	98.7%

E06000018	Nottingham	04K	NHS Nottingham City CCG	89.9%	95.4%
E06000018	Nottingham	04L	NHS Nottingham North and East CCG	4.6%	2.0%
E06000018	Nottingham	04M	NHS Nottingham West CCG	4.1%	1.1%
E06000018	Nottingham	04N	NHS Rushcliffe CCG	4.3%	1.5%
E10000024	Nottinghamshire	02Q	NHS Bassetlaw CCG	97.1%	13.5%
E10000024	Nottinghamshire	15M	NHS Derby and Derbyshire CCG	1.5%	1.8%
E10000024	Nottinghamshire	02X	NHS Doncaster CCG	1.6%	0.6%
E10000024	Nottinghamshire	03W	NHS East Leicestershire and Rutland CCG	0.3%	0.1%
E10000024	Nottinghamshire	04D	NHS Lincolnshire West CCG	0.4%	0.1%
E10000024	Nottinghamshire	04E	NHS Mansfield and Ashfield CCG	97.9%	22.5%
E10000024	Nottinghamshire	04H	NHS Newark & Sherwood CCG	97.6%	15.6%
E10000024	Nottinghamshire	04K	NHS Nottingham City CCG	10.1%	4.6%
E10000024	Nottinghamshire	04L	NHS Nottingham North and East CCG	95.1%	17.2%
E10000024	Nottinghamshire	04M	NHS Nottingham West CCG	90.8%	10.2%
E10000024	Nottinghamshire	04N	NHS Rushcliffe CCG	90.3%	13.6%
E10000024	Nottinghamshire	04Q	NHS South West Lincolnshire CCG	0.7%	0.1%
E10000024	Nottinghamshire	04V	NHS West Leicestershire CCG	0.1%	0.0%
E08000004	Oldham	01D	NHS Heywood, Middleton and Rochdale CCG	1.5%	1.4%
E08000004	Oldham	14L	NHS Manchester CCG	0.8%	2.1%
E08000004	Oldham	00Y	NHS Oldham CCG	94.5%	96.3%
E08000004	Oldham	01Y	NHS Tameside and Glossop CCG	0.2%	0.2%
E10000025	Oxfordshire	15A	NHS Berkshire West CCG	0.5%	0.3%
E10000025	Oxfordshire	14Y	NHS Buckinghamshire CCG	2.4%	1.8%
E10000025	Oxfordshire	11M	NHS Gloucestershire CCG	0.2%	0.2%
E10000025	Oxfordshire	04G	NHS Nene CCG	0.1%	0.1%
E10000025	Oxfordshire	10Q	NHS Oxfordshire CCG	97.4%	96.5%
E10000025	Oxfordshire	05R	NHS South Warwickshire CCG	0.6%	0.2%
E10000025	Oxfordshire	12D	NHS Swindon CCG	2.7%	0.9%
E06000031	Peterborough	06H	NHS Cambridgeshire and Peterborough CCG	23.0%	96.3%
E06000031	Peterborough	99D	NHS South Lincolnshire CCG	5.1%	3.7%
E06000026	Plymouth	15N	NHS Devon CCG	22.1%	100.0%
E06000044	Portsmouth	10K	NHS Fareham and Gosport CCG	1.5%	1.4%
E06000044	Portsmouth	10R	NHS Portsmouth CCG	95.6%	98.4%
E06000044	Portsmouth	10V	NHS South Eastern Hampshire CCG	0.2%	0.2%
E06000038	Reading	15A	NHS Berkshire West CCG	35.3%	99.4%
E06000038	Reading	10Q	NHS Oxfordshire CCG	0.2%	0.6%
E09000026	Redbridge	07L	NHS Barking and Dagenham CCG	4.9%	3.3%
E09000026	Redbridge	08C	NHS Hammersmith and Fulham CCG	0.1%	0.1%
E09000026	Redbridge	08F	NHS Havering CCG	0.8%	0.7%
E09000026	Redbridge	08M	NHS Newham CCG	1.4%	1.7%
E09000026	Redbridge	08N	NHS Redbridge CCG	92.3%	89.4%
E09000026	Redbridge	08W	NHS Waltham Forest CCG	3.3%	3.1%
E09000026	Redbridge	07H	NHS West Essex CCG	1.8%	1.7%
E06000003	Redcar and Cleveland	03D	NHS Hambleton, Richmondshire and Whitby CCG	1.1%	1.1%
E06000003	Redcar and Cleveland	00M	NHS South Tees CCG	47.3%	98.9%
E09000027	Richmond upon Thames	08C	NHS Hammersmith and Fulham CCG	0.5%	0.5%
E09000027	Richmond upon Thames	07Y	NHS Hounslow CCG	4.9%	7.0%
E09000027	Richmond upon Thames	08J	NHS Kingston CCG	1.6%	1.5%
E09000027	Richmond upon Thames	08P	NHS Richmond CCG	91.7%	90.3%
E09000027	Richmond upon Thames	99H	NHS Surrey Downs CCG	0.0%	0.1%
E09000027	Richmond upon Thames	08X	NHS Wandsworth CCG	0.4%	0.7%
E08000005	Rochdale	00V	NHS Bury CCG	0.7%	0.6%
E08000005	Rochdale	01A	NHS East Lancashire CCG	0.2%	0.3%
E08000005	Rochdale	01D	NHS Heywood, Middleton and Rochdale CCG	96.5%	96.6%
E08000005	Rochdale	14L	NHS Manchester CCG	0.6%	1.6%
E08000005	Rochdale	00Y	NHS Oldham CCG	0.9%	1.0%
E08000018	Rotherham	02P	NHS Barnsley CCG	3.3%	3.1%
E08000018	Rotherham	02Q	NHS Bassetlaw CCG	1.0%	0.4%
E08000018	Rotherham	02X	NHS Doncaster CCG	1.1%	1.2%
E08000018	Rotherham	03L	NHS Rotherham CCG	97.9%	93.5%
E08000018	Rotherham	03N	NHS Sheffield CCG	0.8%	1.7%
E06000017	Rutland	06H	NHS Cambridgeshire and Peterborough CCG	0.0%	0.3%
E06000017	Rutland	03V	NHS Corby CCG	0.2%	0.5%
E06000017	Rutland	03W	NHS East Leicestershire and Rutland CCG	9.9%	86.3%
E06000017	Rutland	99D	NHS South Lincolnshire CCG	2.6%	11.5%
E06000017	Rutland	04Q	NHS South West Lincolnshire CCG	0.4%	1.4%
E08000006	Salford	00T	NHS Bolton CCG	0.2%	0.3%
E08000006	Salford	00V	NHS Bury CCG	1.8%	1.4%
E08000006	Salford	14L	NHS Manchester CCG	1.1%	2.5%
E08000006	Salford	01G	NHS Salford CCG	94.1%	94.6%
E08000006	Salford	02A	NHS Trafford CCG	0.2%	0.2%
E08000006	Salford	02H	NHS Wigan Borough CCG	0.9%	1.1%
E08000028	Sandwell	15E	NHS Birmingham and Solihull CCG	1.9%	7.0%
E08000028	Sandwell	05C	NHS Dudley CCG	3.0%	2.7%
E08000028	Sandwell	05L	NHS Sandwell and West Birmingham CCG	55.1%	88.6%
E08000028	Sandwell	05Y	NHS Walsall CCG	1.7%	1.3%
E08000028	Sandwell	06A	NHS Wolverhampton CCG	0.3%	0.3%
E08000014	Sefton	01J	NHS Knowsley CCG	1.8%	1.0%
E08000014	Sefton	99A	NHS Liverpool CCG	2.9%	5.3%
E08000014	Sefton	01T	NHS South Sefton CCG	96.0%	51.6%
E08000014	Sefton	01V	NHS Southport and Formby CCG	96.8%	41.9%
E08000014	Sefton	02G	NHS West Lancashire CCG	0.3%	0.1%

E08000019	Sheffield	02P	NHS Barnsley CCG	0.8%	0.4%
E08000019	Sheffield	15M	NHS Derby and Derbyshire CCG	0.2%	0.4%
E08000019	Sheffield	03L	NHS Rotherham CCG	0.4%	0.2%
E08000019	Sheffield	03N	NHS Sheffield CCG	98.5%	99.1%
E06000051	Shropshire	05F	NHS Herefordshire CCG	0.4%	0.3%
E06000051	Shropshire	05G	NHS North Staffordshire CCG	0.5%	0.3%
E06000051	Shropshire	05N	NHS Shropshire CCG	96.7%	95.4%
E06000051	Shropshire	01R	NHS South Cheshire CCG	0.4%	0.3%
E06000051	Shropshire	05Q	NHS South East Staffs and Seisdon Peninsular CCG	1.2%	0.9%
E06000051	Shropshire	05T	NHS South Worcestershire CCG	1.0%	1.0%
E06000051	Shropshire	05X	NHS Telford and Wrekin CCG	2.3%	1.4%
E06000051	Shropshire	02F	NHS West Cheshire CCG	0.1%	0.1%
E06000051	Shropshire	06D	NHS Wyre Forest CCG	0.8%	0.3%
E06000039	Slough	14Y	NHS Buckinghamshire CCG	1.8%	6.2%
E06000039	Slough	07W	NHS Ealing CCG	0.0%	0.1%
E06000039	Slough	15D	NHS East Berkshire CCG	33.8%	93.4%
E06000039	Slough	08G	NHS Hillingdon CCG	0.0%	0.1%
E06000039	Slough	07Y	NHS Hounslow CCG	0.0%	0.1%
E06000039	Slough	09Y	NHS North West Surrey CCG	0.0%	0.1%
E08000029	Solihull	15E	NHS Birmingham and Solihull CCG	17.0%	98.9%
E08000029	Solihull	05A	NHS Coventry and Rugby CCG	0.0%	0.1%
E08000029	Solihull	05J	NHS Redditch and Bromsgrove CCG	0.4%	0.3%
E08000029	Solihull	05L	NHS Sandwell and West Birmingham CCG	0.0%	0.1%
E08000029	Solihull	05R	NHS South Warwickshire CCG	0.4%	0.4%
E08000029	Solihull	05H	NHS Warwickshire North CCG	0.2%	0.2%
E10000027	Somerset	11E	NHS Bath and North East Somerset CCG	3.1%	1.1%
E10000027	Somerset	15C	NHS Bristol, North Somerset and South Gloucestershire CCG	0.2%	0.3%
E10000027	Somerset	15N	NHS Devon CCG	0.2%	0.5%
E10000027	Somerset	11J	NHS Dorset CCG	0.5%	0.7%
E10000027	Somerset	11X	NHS Somerset CCG	98.5%	97.3%
E10000027	Somerset	99N	NHS Wiltshire CCG	0.1%	0.1%
E06000025	South Gloucestershire	11E	NHS Bath and North East Somerset CCG	0.8%	0.6%
E06000025	South Gloucestershire	15C	NHS Bristol, North Somerset and South Gloucestershire CCG	28.2%	97.5%
E06000025	South Gloucestershire	11M	NHS Gloucestershire CCG	0.8%	1.8%
E06000025	South Gloucestershire	99N	NHS Wiltshire CCG	0.0%	0.1%
E08000023	South Tyneside	13T	NHS Newcastle Gateshead CCG	0.0%	0.2%
E08000023	South Tyneside	00N	NHS South Tyneside CCG	99.2%	99.2%
E08000023	South Tyneside	00P	NHS Sunderland CCG	0.3%	0.6%
E06000045	Southampton	10X	NHS Southampton CCG	94.9%	99.5%
E06000045	Southampton	11A	NHS West Hampshire CCG	0.2%	0.5%
E06000033	Southend-on-Sea	99F	NHS Castle Point and Rochford CCG	4.8%	4.7%
E06000033	Southend-on-Sea	99G	NHS Southend CCG	96.7%	95.3%
E09000028	Southwark	07R	NHS Camden CCG	0.3%	0.3%
E09000028	Southwark	09A	NHS Central London (Westminster) CCG	2.5%	1.6%
E09000028	Southwark	08C	NHS Hammersmith and Fulham CCG	0.7%	0.5%
E09000028	Southwark	08K	NHS Lambeth CCG	6.6%	7.7%
E09000028	Southwark	08L	NHS Lewisham CCG	2.1%	2.0%
E09000028	Southwark	08Q	NHS Southwark CCG	94.1%	87.9%
E09000028	Southwark	08X	NHS Wandsworth CCG	0.1%	0.1%
E08000013	St. Helens	01F	NHS Halton CCG	0.2%	0.1%
E08000013	St. Helens	01J	NHS Knowsley CCG	2.6%	2.3%
E08000013	St. Helens	01X	NHS St Helens CCG	91.2%	96.3%
E08000013	St. Helens	02E	NHS Warrington CCG	0.1%	0.1%
E08000013	St. Helens	02H	NHS Wigan Borough CCG	0.7%	1.2%
E10000028	Staffordshire	15E	NHS Birmingham and Solihull CCG	0.3%	0.4%
E10000028	Staffordshire	04Y	NHS Cannock Chase CCG	99.3%	14.9%
E10000028	Staffordshire	15M	NHS Derby and Derbyshire CCG	0.5%	0.5%
E10000028	Staffordshire	05C	NHS Dudley CCG	1.4%	0.5%
E10000028	Staffordshire	05D	NHS East Staffordshire CCG	92.1%	14.7%
E10000028	Staffordshire	01C	NHS Eastern Cheshire CCG	0.6%	0.1%
E10000028	Staffordshire	05G	NHS North Staffordshire CCG	95.1%	23.4%
E10000028	Staffordshire	05N	NHS Shropshire CCG	1.0%	0.3%
E10000028	Staffordshire	01R	NHS South Cheshire CCG	0.5%	0.1%
E10000028	Staffordshire	05Q	NHS South East Staffs and Seisdon Peninsular CCG	96.2%	23.6%
E10000028	Staffordshire	05V	NHS Stafford and Surrounds CCG	99.5%	16.7%
E10000028	Staffordshire	05W	NHS Stoke on Trent CCG	8.8%	2.9%
E10000028	Staffordshire	05X	NHS Telford and Wrekin CCG	1.0%	0.2%
E10000028	Staffordshire	05Y	NHS Walsall CCG	1.6%	0.5%
E10000028	Staffordshire	05H	NHS Warwickshire North CCG	1.1%	0.2%
E10000028	Staffordshire	06A	NHS Wolverhampton CCG	2.6%	0.8%
E10000028	Staffordshire	06D	NHS Wyre Forest CCG	0.2%	0.0%
E08000007	Stockport	01C	NHS Eastern Cheshire CCG	1.6%	1.1%
E08000007	Stockport	14L	NHS Manchester CCG	1.1%	2.2%
E08000007	Stockport	01W	NHS Stockport CCG	94.9%	96.5%
E08000007	Stockport	01Y	NHS Tameside and Glossop CCG	0.2%	0.2%
E06000004	Stockton-on-Tees	00C	NHS Darlington CCG	0.4%	0.2%
E06000004	Stockton-on-Tees	00D	NHS Durham Dales, Easington and Sedgfield CCG	0.4%	0.6%
E06000004	Stockton-on-Tees	03D	NHS Hambleton, Richmondshire and Whitby CCG	0.1%	0.1%
E06000004	Stockton-on-Tees	00K	NHS Hartlepool and Stockton-On-Tees CCG	66.9%	98.4%
E06000004	Stockton-on-Tees	00M	NHS South Tees CCG	0.4%	0.7%

E06000021	Stoke-on-Trent	05G	NHS North Staffordshire CCG	3.3%	2.7%
E06000021	Stoke-on-Trent	05V	NHS Stafford and Surrounds CCG	0.5%	0.3%
E06000021	Stoke-on-Trent	05W	NHS Stoke on Trent CCG	91.2%	97.1%
E10000029	Suffolk	06H	NHS Cambridgeshire and Peterborough CCG	0.2%	0.2%
E10000029	Suffolk	06M	NHS Great Yarmouth and Waveney CCG	52.3%	16.3%
E10000029	Suffolk	06L	NHS Ipswich and East Suffolk CCG	99.6%	52.9%
E10000029	Suffolk	06T	NHS North East Essex CCG	1.4%	0.6%
E10000029	Suffolk	06Y	NHS South Norfolk CCG	1.1%	0.3%
E10000029	Suffolk	07H	NHS West Essex CCG	0.1%	0.0%
E10000029	Suffolk	07K	NHS West Suffolk CCG	91.1%	29.7%
E08000024	Sunderland	00D	NHS Durham Dales, Easington and Sedgfield CCG	0.9%	0.9%
E08000024	Sunderland	13T	NHS Newcastle Gateshead CCG	0.5%	0.9%
E08000024	Sunderland	00J	NHS North Durham CCG	2.2%	1.9%
E08000024	Sunderland	00N	NHS South Tyneside CCG	0.5%	0.3%
E08000024	Sunderland	00P	NHS Sunderland CCG	98.5%	96.0%
E10000030	Surrey	07Q	NHS Bromley CCG	0.4%	0.1%
E10000030	Surrey	09G	NHS Coastal West Sussex CCG	0.2%	0.0%
E10000030	Surrey	09H	NHS Crawley CCG	6.6%	0.7%
E10000030	Surrey	07V	NHS Croydon CCG	1.3%	0.4%
E10000030	Surrey	15D	NHS East Berkshire CCG	3.4%	1.2%
E10000030	Surrey	09L	NHS East Surrey CCG	96.6%	14.1%
E10000030	Surrey	09N	NHS Guildford and Waverley CCG	94.0%	16.9%
E10000030	Surrey	09X	NHS Horsham and Mid Sussex CCG	1.5%	0.3%
E10000030	Surrey	07Y	NHS Hounslow CCG	0.7%	0.2%
E10000030	Surrey	08J	NHS Kingston CCG	4.5%	0.7%
E10000030	Surrey	08R	NHS Merton CCG	0.3%	0.0%
E10000030	Surrey	99M	NHS North East Hampshire and Farnham CCG	23.0%	4.2%
E10000030	Surrey	10J	NHS North Hampshire CCG	0.1%	0.0%
E10000030	Surrey	09Y	NHS North West Surrey CCG	99.4%	29.5%
E10000030	Surrey	08P	NHS Richmond CCG	0.7%	0.1%
E10000030	Surrey	10V	NHS South Eastern Hampshire CCG	0.1%	0.0%
E10000030	Surrey	99H	NHS Surrey Downs CCG	97.4%	23.8%
E10000030	Surrey	10C	NHS Surrey Heath CCG	98.9%	7.6%
E10000030	Surrey	08T	NHS Sutton CCG	1.2%	0.2%
E10000030	Surrey	99J	NHS West Kent CCG	0.2%	0.0%
E09000029	Sutton	07V	NHS Croydon CCG	1.0%	1.9%
E09000029	Sutton	08J	NHS Kingston CCG	3.5%	3.4%
E09000029	Sutton	08K	NHS Lambeth CCG	0.1%	0.2%
E09000029	Sutton	08R	NHS Merton CCG	6.3%	6.7%
E09000029	Sutton	99H	NHS Surrey Downs CCG	1.3%	1.9%
E09000029	Sutton	08T	NHS Sutton CCG	94.7%	85.6%
E09000029	Sutton	08X	NHS Wandsworth CCG	0.2%	0.3%
E06000030	Swindon	11M	NHS Gloucestershire CCG	0.0%	0.2%
E06000030	Swindon	12D	NHS Swindon CCG	96.0%	98.2%
E06000030	Swindon	99N	NHS Wiltshire CCG	0.7%	1.5%
E08000008	Tameside	14L	NHS Manchester CCG	2.2%	5.8%
E08000008	Tameside	00Y	NHS Oldham CCG	3.6%	3.9%
E08000008	Tameside	01W	NHS Stockport CCG	1.8%	2.3%
E08000008	Tameside	01Y	NHS Tameside and Glossop CCG	85.2%	88.0%
E06000020	Telford and Wrekin	05N	NHS Shropshire CCG	1.8%	2.9%
E06000020	Telford and Wrekin	05X	NHS Telford and Wrekin CCG	96.7%	97.1%
E06000034	Thurrock	07L	NHS Barking and Dagenham CCG	0.3%	0.3%
E06000034	Thurrock	99E	NHS Basildon and Brentwood CCG	0.2%	0.3%
E06000034	Thurrock	08F	NHS Havering CCG	0.2%	0.4%
E06000034	Thurrock	07G	NHS Thurrock CCG	98.5%	99.0%
E06000027	Torbay	15N	NHS Devon CCG	11.7%	100.0%
E09000030	Tower Hamlets	07R	NHS Camden CCG	1.1%	0.9%
E09000030	Tower Hamlets	09A	NHS Central London (Westminster) CCG	0.5%	0.3%
E09000030	Tower Hamlets	07T	NHS City and Hackney CCG	0.9%	0.9%
E09000030	Tower Hamlets	08C	NHS Hammersmith and Fulham CCG	0.8%	0.5%
E09000030	Tower Hamlets	08H	NHS Islington CCG	0.2%	0.1%
E09000030	Tower Hamlets	08M	NHS Newham CCG	0.2%	0.2%
E09000030	Tower Hamlets	08V	NHS Tower Hamlets CCG	98.9%	96.9%
E08000009	Trafford	14L	NHS Manchester CCG	2.7%	7.0%
E08000009	Trafford	01G	NHS Salford CCG	0.1%	0.1%
E08000009	Trafford	02A	NHS Trafford CCG	95.7%	92.7%
E08000009	Trafford	02E	NHS Warrington CCG	0.1%	0.1%
E08000036	Wakefield	02P	NHS Barnsley CCG	0.9%	0.6%
E08000036	Wakefield	15F	NHS Leeds CCG	0.4%	1.0%
E08000036	Wakefield	03J	NHS North Kirklees CCG	0.6%	0.3%
E08000036	Wakefield	03R	NHS Wakefield CCG	94.5%	98.0%
E08000030	Walsall	15E	NHS Birmingham and Solihull CCG	1.1%	4.8%
E08000030	Walsall	04Y	NHS Cannock Chase CCG	0.7%	0.3%
E08000030	Walsall	05L	NHS Sandwell and West Birmingham CCG	1.6%	3.1%
E08000030	Walsall	05Y	NHS Walsall CCG	92.8%	90.4%
E08000030	Walsall	06A	NHS Wolverhampton CCG	1.4%	1.4%
E09000031	Waltham Forest	07T	NHS City and Hackney CCG	0.4%	0.4%
E09000031	Waltham Forest	08C	NHS Hammersmith and Fulham CCG	0.3%	0.2%
E09000031	Waltham Forest	08D	NHS Haringey CCG	0.1%	0.1%
E09000031	Waltham Forest	08M	NHS Newham CCG	1.3%	1.7%
E09000031	Waltham Forest	08N	NHS Redbridge CCG	1.4%	1.4%
E09000031	Waltham Forest	08W	NHS Waltham Forest CCG	94.3%	96.1%

E09000032	Wandsworth	09A	NHS Central London (Westminster) CCG	0.9%	0.6%
E09000032	Wandsworth	08C	NHS Hammersmith and Fulham CCG	1.0%	0.6%
E09000032	Wandsworth	08J	NHS Kingston CCG	0.1%	0.0%
E09000032	Wandsworth	08K	NHS Lambeth CCG	3.2%	3.5%
E09000032	Wandsworth	08R	NHS Merton CCG	2.8%	1.6%
E09000032	Wandsworth	08P	NHS Richmond CCG	1.3%	0.7%
E09000032	Wandsworth	08X	NHS Wandsworth CCG	88.3%	92.6%
E09000032	Wandsworth	08Y	NHS West London (K&C & QPP) CCG	0.7%	0.4%
E06000007	Warrington	01F	NHS Halton CCG	0.3%	0.2%
E06000007	Warrington	01G	NHS Salford CCG	0.5%	0.6%
E06000007	Warrington	01X	NHS St Helens CCG	2.2%	2.0%
E06000007	Warrington	02E	NHS Warrington CCG	97.6%	97.0%
E06000007	Warrington	02H	NHS Wigan Borough CCG	0.2%	0.2%
E10000031	Warwickshire	15E	NHS Birmingham and Solihull CCG	0.2%	0.5%
E10000031	Warwickshire	05A	NHS Coventry and Rugby CCG	25.2%	21.5%
E10000031	Warwickshire	11M	NHS Gloucestershire CCG	0.2%	0.2%
E10000031	Warwickshire	04G	NHS Nene CCG	0.2%	0.2%
E10000031	Warwickshire	10Q	NHS Oxfordshire CCG	0.3%	0.3%
E10000031	Warwickshire	05J	NHS Redditch and Bromsgrove CCG	0.7%	0.2%
E10000031	Warwickshire	05Q	NHS South East Staffs and Seisdon Peninsular CCG	0.8%	0.3%
E10000031	Warwickshire	05R	NHS South Warwickshire CCG	96.1%	45.8%
E10000031	Warwickshire	05H	NHS Warwickshire North CCG	96.7%	30.7%
E10000031	Warwickshire	04V	NHS West Leicestershire CCG	0.5%	0.3%
E06000037	West Berkshire	15A	NHS Berkshire West CCG	30.0%	97.6%
E06000037	West Berkshire	10J	NHS North Hampshire CCG	0.7%	0.9%
E06000037	West Berkshire	10Q	NHS Oxfordshire CCG	0.2%	1.1%
E06000037	West Berkshire	99N	NHS Wiltshire CCG	0.1%	0.4%
E10000032	West Sussex	09D	NHS Brighton and Hove CCG	1.1%	0.4%
E10000032	West Sussex	09G	NHS Coastal West Sussex CCG	99.5%	57.5%
E10000032	West Sussex	09H	NHS Crawley CCG	93.4%	14.0%
E10000032	West Sussex	09L	NHS East Surrey CCG	0.3%	0.0%
E10000032	West Sussex	09N	NHS Guildford and Waverley CCG	3.1%	0.8%
E10000032	West Sussex	99K	NHS High Weald Lewes Havens CCG	1.1%	0.2%
E10000032	West Sussex	09X	NHS Horsham and Mid Sussex CCG	95.7%	25.9%
E10000032	West Sussex	10V	NHS South Eastern Hampshire CCG	4.1%	1.0%
E10000032	West Sussex	99H	NHS Surrey Downs CCG	0.6%	0.2%
E09000033	Westminster	07P	NHS Brent CCG	1.3%	2.0%
E09000033	Westminster	07R	NHS Camden CCG	3.0%	3.4%
E09000033	Westminster	09A	NHS Central London (Westminster) CCG	79.3%	71.3%
E09000033	Westminster	08C	NHS Hammersmith and Fulham CCG	0.6%	0.6%
E09000033	Westminster	08K	NHS Lambeth CCG	0.1%	0.2%
E09000033	Westminster	08Y	NHS West London (K&C & QPP) CCG	23.1%	22.6%
E08000010	Wigan	00T	NHS Bolton CCG	0.2%	0.1%
E08000010	Wigan	01G	NHS Salford CCG	0.8%	0.6%
E08000010	Wigan	01X	NHS St Helens CCG	3.8%	2.2%
E08000010	Wigan	02E	NHS Warrington CCG	0.4%	0.2%
E08000010	Wigan	02G	NHS West Lancashire CCG	2.8%	1.0%
E08000010	Wigan	02H	NHS Wigan Borough CCG	96.7%	95.7%
E06000054	Wiltshire	11E	NHS Bath and North East Somerset CCG	0.9%	0.4%
E06000054	Wiltshire	15A	NHS Berkshire West CCG	0.2%	0.2%
E06000054	Wiltshire	15C	NHS Bristol, North Somerset and South Gloucestershire CCG	0.2%	0.5%
E06000054	Wiltshire	11J	NHS Dorset CCG	0.3%	0.4%
E06000054	Wiltshire	11M	NHS Gloucestershire CCG	0.4%	0.5%
E06000054	Wiltshire	11X	NHS Somerset CCG	0.3%	0.4%
E06000054	Wiltshire	12D	NHS Swindon CCG	1.3%	0.6%
E06000054	Wiltshire	11A	NHS West Hampshire CCG	0.1%	0.2%
E06000054	Wiltshire	99N	NHS Wiltshire CCG	96.7%	96.8%
E06000040	Windsor and Maidenhead	15A	NHS Berkshire West CCG	0.4%	1.3%
E06000040	Windsor and Maidenhead	14Y	NHS Buckinghamshire CCG	0.3%	1.1%
E06000040	Windsor and Maidenhead	15D	NHS East Berkshire CCG	34.1%	96.9%
E06000040	Windsor and Maidenhead	09Y	NHS North West Surrey CCG	0.2%	0.5%
E06000040	Windsor and Maidenhead	10Q	NHS Oxfordshire CCG	0.0%	0.2%
E06000040	Windsor and Maidenhead	10C	NHS Surrey Heath CCG	0.1%	0.0%
E08000015	Wirral	02F	NHS West Cheshire CCG	0.4%	0.3%
E08000015	Wirral	12F	NHS Wirral CCG	99.7%	99.7%
E06000041	Wokingham	15A	NHS Berkshire West CCG	31.5%	97.0%
E06000041	Wokingham	15D	NHS East Berkshire CCG	1.0%	2.6%
E06000041	Wokingham	10Q	NHS Oxfordshire CCG	0.1%	0.4%
E08000031	Wolverhampton	05C	NHS Dudley CCG	1.3%	1.5%
E08000031	Wolverhampton	05L	NHS Sandwell and West Birmingham CCG	0.1%	0.3%
E08000031	Wolverhampton	05Q	NHS South East Staffs and Seisdon Peninsular CCG	1.8%	1.4%
E08000031	Wolverhampton	05Y	NHS Walsall CCG	3.4%	3.5%
E08000031	Wolverhampton	06A	NHS Wolverhampton CCG	93.8%	93.4%
E10000034	Worcestershire	15E	NHS Birmingham and Solihull CCG	0.9%	2.0%
E10000034	Worcestershire	05C	NHS Dudley CCG	0.7%	0.4%
E10000034	Worcestershire	11M	NHS Gloucestershire CCG	0.5%	0.6%
E10000034	Worcestershire	05F	NHS Herefordshire CCG	0.9%	0.3%
E10000034	Worcestershire	05J	NHS Redditch and Bromsgrove CCG	95.8%	27.7%
E10000034	Worcestershire	05N	NHS Shropshire CCG	0.3%	0.1%
E10000034	Worcestershire	05R	NHS South Warwickshire CCG	2.3%	1.1%
E10000034	Worcestershire	05T	NHS South Worcestershire CCG	97.2%	49.3%
E10000034	Worcestershire	06D	NHS Wyre Forest CCG	98.3%	18.6%
E06000014	York	03E	NHS Harrogate and Rural District CCG	0.2%	0.1%
E06000014	York	03Q	NHS Vale of York CCG	60.2%	99.9%

Produced by NHS England using data from National Health Applications and Infrastructure Services (NHAIS) as supplied by NHS Digital.