

Gold Command Weekly Report



Health and Care

Homelessness 21/05/20

51

No. presentations in past week

Operation Shield 20/05/20

4,420

No. contacted and triaged

Excess Deaths

Mortuary capacity 18/05/20

76.8%

Average of % capacity spare

Children's

Children's Social Care 20/05/20

120

Referrals last week

Early Years 18/05/20

92

No. open settings

School attendance 04/05/20

20.2%

of potential pupils attending

Community Mobilisation

Phoneline support 17/05/20

32.5%

Vulnerable person calls %

Online forms 17/05/20

3,788

Forms completed by households

Volunteering 24/04/20

2,083


Total number of volunteers

Local Economy

Grants 17/05/20

82.9%

% distributed

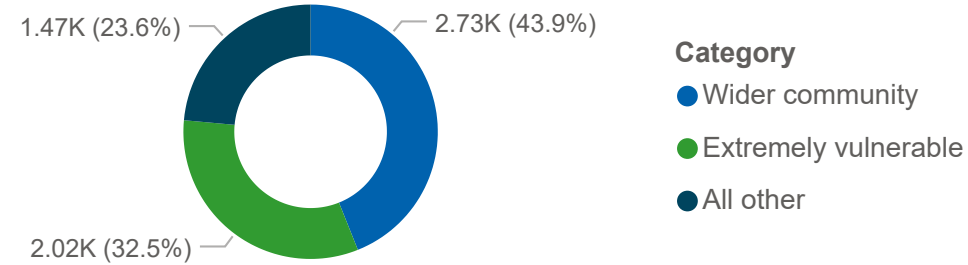


Community Mobilisation

Phoneline support

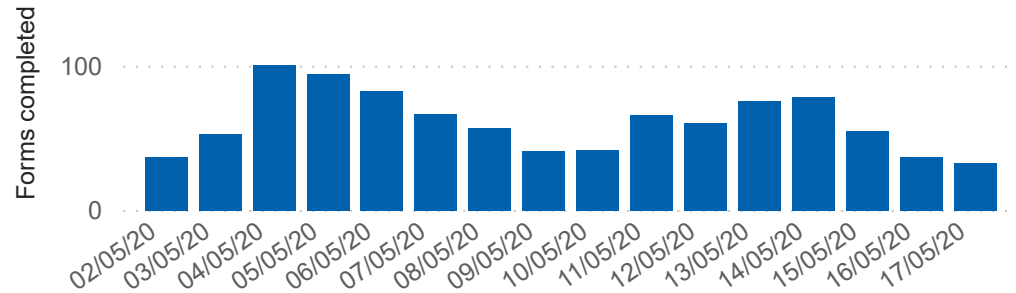
All logged calls by call category

6,220
All logged calls



Online forms

Daily count of forms completed



3,788
Forms completed by households

10.7%
% who are lonely

81.2%
% who need help with food

8.8%
% with debt issues

Volunteers

2,083
Total number of volunteers

1,359
Number of volunteers requested

2,011
Number of volunteers referred

Children's

Children's Social Care

965
No CIN

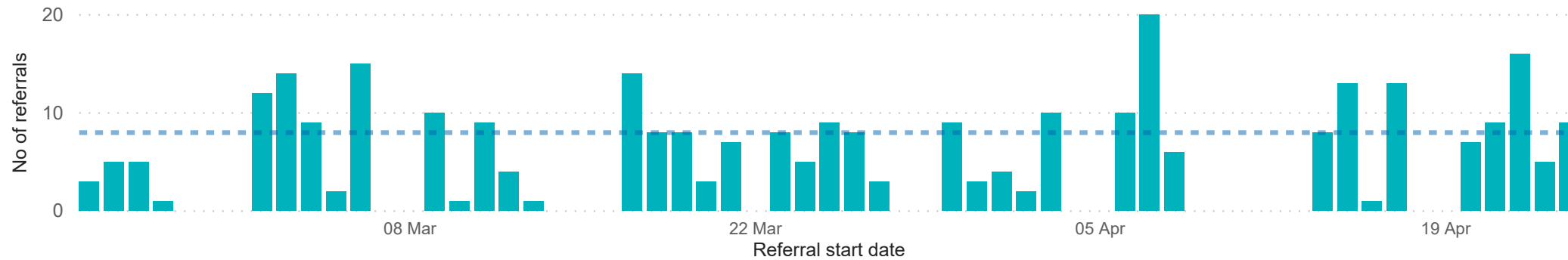
238
No CPP

305
No CLA

120
Referrals last week

5
children accommodated

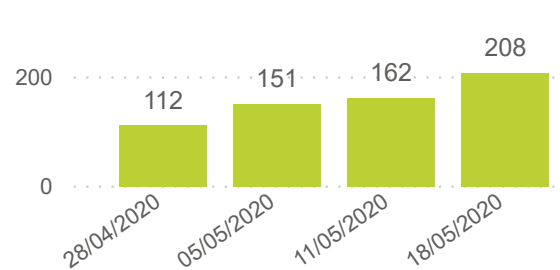
No of referrals related to domestic abuse



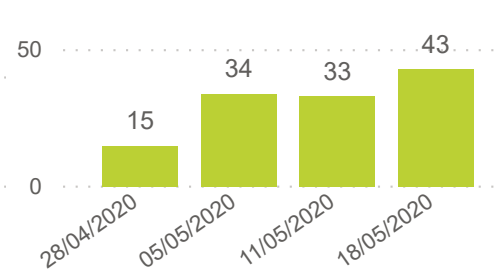
School and Early Years places

92
No. open settings

Total no. children attending



No. vulnerable children attending



79
No. open schools

20.2%
of potential pupils attending

Health and Care

Operation Shield

8,528
No. on NHS list

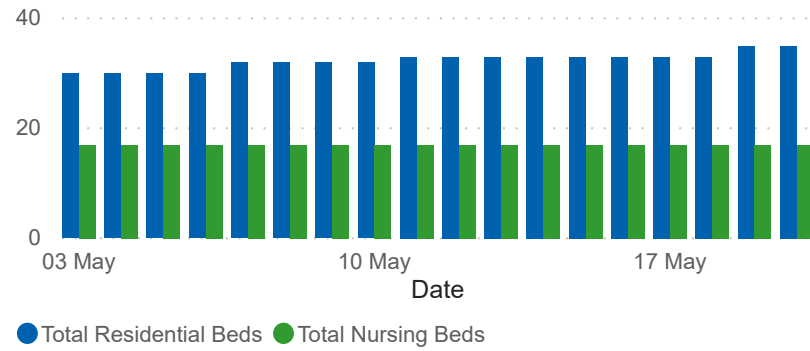
4,420
No. contacted and triaged

24.7%
Percentage receiving support

75.3%
Percentage requiring no support

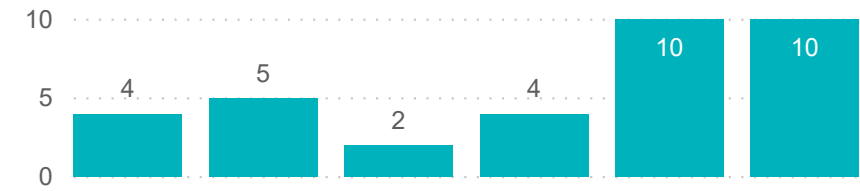
Adult Social Care

Care homes - available bed space

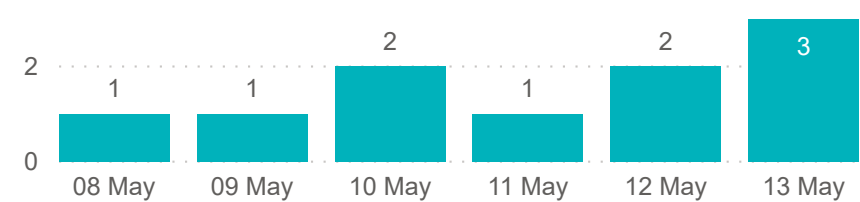


1
Homes with COVID-19

Referrals to ID Hub from RLH TH residents

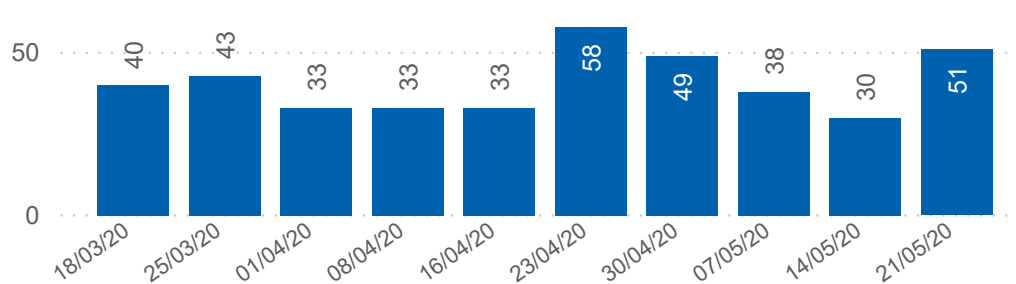


Discharges Same Day - Tower Hamlets residents



Homelessness

No. homelessness presentations in past week

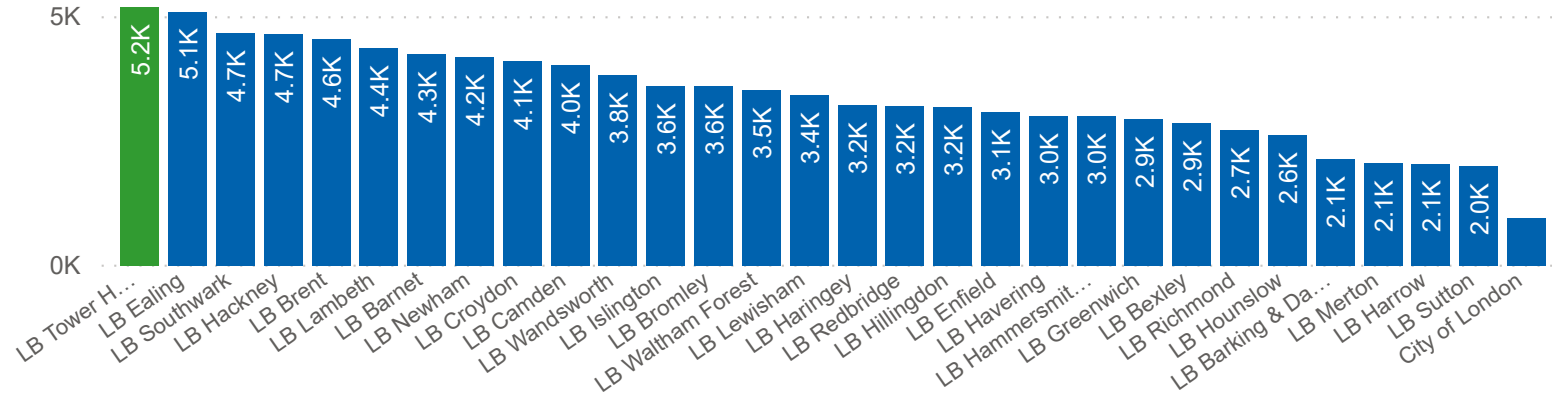


32
Households accommodated

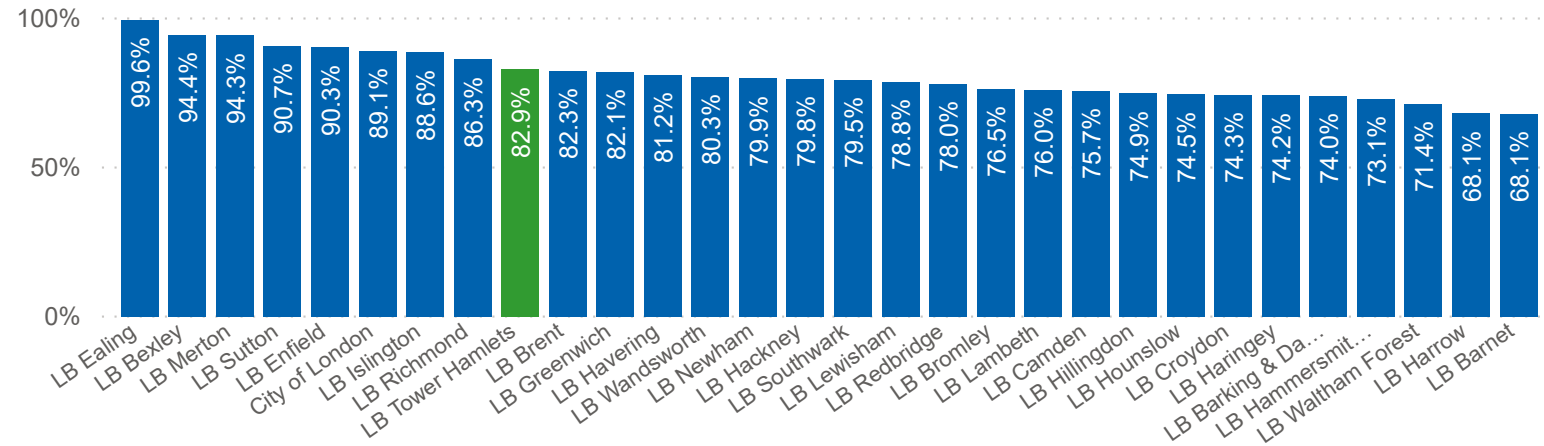
Economy

Business grants

Number of eligible hereditaments identified by the LA

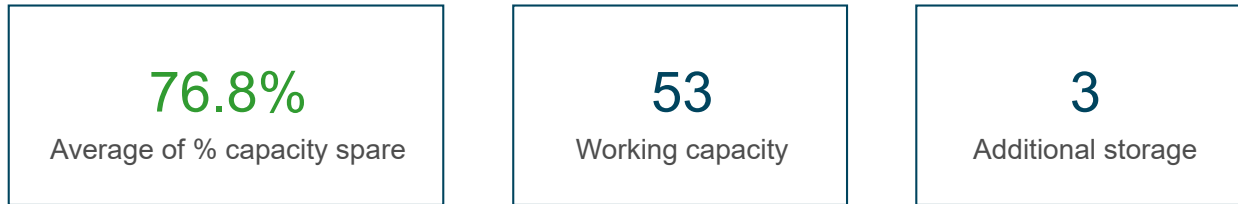


% of eligible hereditaments who have received a grant payment



Excess deaths

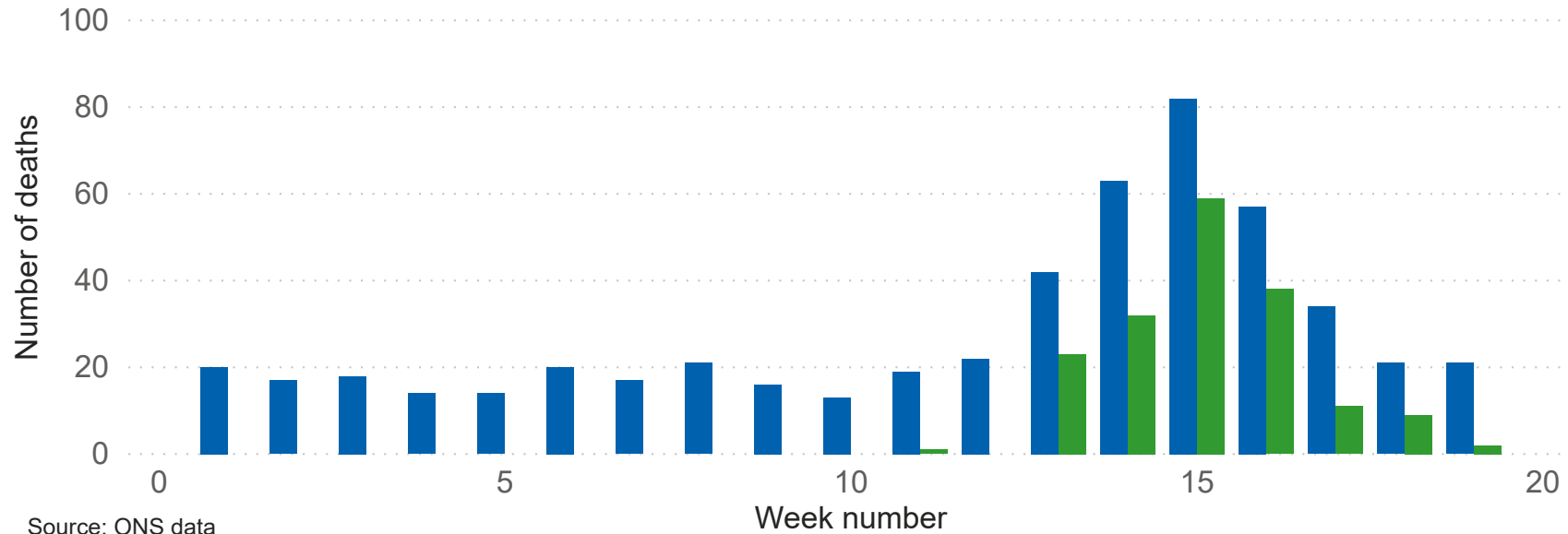
Mortuary capacity



Number of deaths

Number of deaths - recorded occurrences up until 08/05/20 (registered up until 16/05/20)

Cause of death ● All causes ● COVID 19



Source: ONS data