

<b>Cabinet</b>  19 September 2017	 <b>TOWER HAMLETS</b>
<b>Report of:</b> Debbie Jones, Corporate Director, Children's Services	<b>Classification:</b> Unrestricted
<b>Planning for School Places – 2017/18 Review</b>	

<b>Lead Member</b>	<b>Councillor Amy Whitelock Gibbs, Cabinet Member for Education, Children's Services and the Third Sector</b>
<b>Wards affected</b>	All
<b>Key Decision?</b>	No
<b>Community Plan Theme</b>	<b>A Fair and Prosperous Community</b>

### **Executive Summary**

The Council has a statutory duty to provide sufficient school places for the local population. In Tower Hamlets the school age population is rising and this is projected to continue. The Council has to plan to meet the need.

This report is the annual review of planning for school places. This sets out the projections for the next 10 years, the additional capacity required to meet the need, and plans in place and in development to meet the need.

Where a new school is to be opened to meet need for places, there are requirements for commissioning the school provider.

### **Recommendations:**

The Mayor in Cabinet is recommended to:

1. To note the contents of this report and the progress made in meeting the need for additional places;
2. To note that proposals for specific schemes will be subject to separate consultation and procedures and Cabinet decisions;
3. To note the proposed review of the pattern of primary school provision and the proposed consultation on issues relating to the distribution of places across the borough;
4. To confirm to the LLDC that the Council does not intend to proceed with the development of a new primary school at Neptune Wharf but wishes to work jointly to review the future need for primary places in the area (para

3.11).

5. Agree to defer development work on the scheme at London Dock until a further review of projected demand for secondary places has been conducted and to progress the design development of the scheme at the Westferry Print works site with a view to opening a 6FE secondary school in September 2021.

## **1. REASONS FOR THE DECISIONS**

- 1.1 The Council has a statutory duty to provide and plan for school places. The report sets out the 2017 projections of need and proposals to meet the need.
- 1.2 Planning for school places has to be kept under review to ensure there are proposals to meet the projected need which can be implemented in time to meet the need. The rising trend of need continues although with variations from year to year.
- 1.3 The Council (also referred to in the report as the local authority or “LA”) has proposals in place to meet the need and these can require long term planning to implement. Decisions are required in time so that the programme of providing places can continue and have certainty to meet the need. Where decisions are not made in time, there may be a need for additional short term measures to ensure children can be offered a school place. These measures, such as bulge classes, can be difficult to implement and are not a sustainable approach to providing places. Such measures can be used for primary places but will not be suitable for secondary schools

## **2. ALTERNATIVE OPTIONS**

- 2.1 The Council has to comply with its duty to provide school places. Some of the need for places is being met by the establishment of free schools which are decided by the Secretary of State. However, the majority of proposals for new places will be initiated by the Council. This report includes options for the programme of meeting need for places.
- 2.2 Where the Council has not made sufficient plans to ensure permanent places are available when needed, short term proposals may be needed which may be less cost-effective by reliance on temporary buildings.

## **3. DETAILS OF REPORT**

- 3.1 The LA has a statutory duty to provide sufficient school places for the local population. There is a rising need for more school places in Tower Hamlets.

## Projections of the need for places

- 3.2 Projections of the need for school places are provided by the GLA which uses a standard model for the majority of London LAs. The GLA uses housing development data provided by each borough for the borough level projections. The projections are shown to have a good level of accuracy in the short term. The trends over the 10 year projection period can fluctuate in each annual round of projections. This can reflect the most recent birth data and variations to housing data.
- 3.1 The projections for 2017 show a continuing rise in need for places at both primary and secondary. However, the trend for the growth in primary need continues to be adjusted downwards in comparison with previous years. The effect of this is a surplus of primary capacity in the short to medium term. This surplus exceeds the margin which it is reasonable to allow for the exercise of parental preference and to meet any unforeseen need. The 2017 projections of demand for places in both primary and secondary sectors with available and planned school capacity are included in the Appendix.
- 3.3 The total number of actual births in 2016 was close to the levels of the previous three years which therefore limits the increase in projected need for school places 5 years later. However, it should be noted that in the longer term the birth rate is projected to continue to rise. The school roll projections also reflect continuing levels of new housing development, although the impact of this is 8-10 years in the future.
- 3.4 The LA should continue to take a cautious approach to planning for additional school capacity. Whilst the projections of need are now showing a slower rate of increase at primary, it is possible that this could vary again either upwards or downwards in the future. For primary places, the projections beyond 2020/21 relate to projected rather than actual births so are less reliable than the short to medium term projections based on actual birth data.
- 3.5 In the period 2016/17 to 2026/27 the total school roll of 4-16 year olds is projected to rise by 5,500, an increase of 15%. This comprises approximately 1,500 primary pupils and 4,000 secondary pupils. This forecast which is lower than that forecast in previously, reflects both the recent levelling of the birth rate and the increase already experienced in the numbers moving from primary into secondary provision.
- 3.6 It is projected that there will be 367 more Reception aged pupils in 2026/27 than in 2016/17. This means that taking account of additional capacity already planned, there is sufficient until 2025/26 but with 6FE being required the following year.**
- 3.7 It is projected that there will be 741 more 11 year olds in 2026/27 than in 2016/17. This means there will be a need for 20FE of more secondary capacity, with 15FE needed by 2022/23.**

## ACTION TAKEN TO PLAN FOR EXTRA SCHOOL PLACES

### Primary Schools

3.8 Previous annual reports have detailed the range of activities undertaken to provide additional capacity and to continue to investigate options for new capacity. The progress and further actions in the primary sector since the last review are as follows:

<b>EXPANSION PROPOSALS AND EXISTING SITES</b>	
*Olga Primary School expansion from 1FE to 3FE	Phased implementation of expansion - 1FE from September 2016 and additional 1FE from September 2017
Former Bromley Hall Special School site	Agreed by Cabinet 13 May 2015 to be used for 2FE of primary capacity. To be proposed for deferral (Cabinet - 31 October 2017).
*Former Bow Boys' School site – proposed Bow Primary School	To be developed for 3FE of primary capacity, but with the school opening in September 2019 as 1FE only. Surplus capacity in the new building would be used to address other high priority service needs, prior to the demand for the full 3FE being required.
<b>STRATEGIC DEVELOPMENTS – site allocations secured in the strategic planning process</b>	
Bromley by Bow district centre	Primary school. Development timetable to be confirmed. LLDC reviewing masterplan.
Fish Island (Mid)	Site allocation for a primary school at Neptune Wharf. Planning application approved by LLDC in March 2014 includes outline permission for a 3FE school. The s. 106 requires LBTH to develop a school specification and design within 2 years of start on site in summer 2015 and exercise the option to develop within 5 years of this date.
Fish Island East, Sweetwater (within LLDC area)	Primary school. Originally 3FE school proposed in Legacy masterplan with a new secondary school elsewhere in the area. It is now proposed to open an all-through school, the Bobby Moore Academy, from September 2018. The school will have 1,560 pupils in total with 60 places for Reception and 180 for Year 7. Although the primary site is in Tower Hamlets,

	the secondary site is in LB Newham and is the principal address of the school. The school is formally in LB Newham and is not now shown as proposed capacity in LBTH although accessible to Tower Hamlets residents. The impact of this primary provision on the pattern of applications to Tower Hamlets schools will be monitored from September 2018, to assess whether it causes a significant reduction in demand for in-borough provision.
Wood Wharf	2FE primary school included in the proposals (s. 106 agreement December 2014). LBTH has worked with CWG on detailed planning application. Cabinet on 31 October will be asked to agree to enter into an Agreement for Lease and approve a capital allocation to fit out the shell and core building provided by CWG. Commitment to this scheme is required earlier than might be the case for a scheme constructed wholly by LBTH in order to give comfort to CWG to allow them to commence enabling works in January 2018. Anticipated school opening date September 2022.
Bow Common and Leven Road Gas Works sites	Primary school site allocation at both sites. Development timetable to be confirmed.
Ailsa Street	Primary school site allocation. See above, former Bromley Hall School site
Site at 3 Millharbour	2FE primary school included in the proposals. Planning consent issued. Land and development agreement completed. Anticipated school opening 2023.
50 Marsh Wall, Alpha Square	Planning application determined by Mayor of London. 2FE primary school included in the scheme. Details of how this will operate and anticipated opening date tbc.

\* = capacity shown on Appendix A tables

- 3.10 Where development sites have been secured through the strategic planning process, the development timetable is in the hands of the developers. The school sites will be secured through planning obligations (s. 106 and CIL). The Council will develop and fund the school accommodation and arrange the commissioning of the school operators. In addition to site allocations, the Council has negotiated capacity for primary school accommodation in major residential developments, subject to planning consents. These have or will be secured through s. 106 agreements. The developer will provide the “shell

and core” and the LA will fund and procure the fit out for opening. The development’s s. 106 financial contribution or CIL payment is adjusted to reflect the provision.

- 3.11 The Neptune Wharf (Fish Island Mid) primary school site allocation was secured and the developer has obtained the outline planning application. The development commenced in summer 2015. The section 106 agreement allows the Council 5 years from the start of development to bring forward the detailed proposals for the school (including planning consent) in order that it can exercise the option to take the lease of the site. The Council can take the lease of the site at nil rent but is responsible for fully funding the cost of building the new school. In order to secure the site, the Council would have had to submit a School Specification and Details Guide to the LLDC within 2 years of commencement (i.e. by summer 2017). This in effect required a substantial level of detail towards the requirements for a full planning application. The revised trend of primary projections referred to earlier in the report now shows that a new school in this location is not required within the timescale provided for within the S106 agreement and it has therefore not been the best use of the available resources to proceed with the development proposals to meet the time constraint. It is therefore recommended that the Council confirms to LLDC that it does not intend to exercise the option for the school on this site. Given the changing rate at which primary yield from housing development is growing, however, it is further recommended that the Council seeks to work jointly with the LLDC to keep the need for provision of primary places on this site under review up to 2020. At this stage, the S106 agreement allows the LLDC to bring forward a school proposal if it wishes to do so. If neither party brings forward a school, the developer will pay a S106 contribution in lieu to the LLDC and will be able to put forward alternative development proposals for the site. In these circumstances the Council would press the LLDC to direct the S106 contribution to addressing capital investment needs in other local schools.
- 3.12. The LA continues to investigate further options for school expansions and other site options. Based on the 2017 projections, no new primary expansion schemes will be started for the time being, other than those already in hand. It is proposed that the previously stated intention to open a 3FE primary school at the Former Bow Boys’ School site in September 2019 be progressed, but that the full capacity of the school should not be brought into use until demand for the additional places has demonstrably materialised. This approach will minimise any destabilising impact on other local primary provision. It should be noted that across the 13 schools in the vicinity of the proposed Bow Primary School site, approximately 100 reception class places (14%) remain unfilled at the start of the autumn 2017 term.
- 3.13 There may be further opportunities for new primary schools as part of a larger development such as is proposed at Wood Wharf and 3 Millharbour (where the school is on the lower floors of a building with residential use above).

## Secondary Schools

- 3.14 Previous annual reports have detailed the range of activities undertaken to provide additional capacity and to continue to investigate options for new capacity. The progress and further actions in the secondary sector since the last review are as follows:

<b>STRATEGIC DEVELOPMENTS – site allocations secured in the strategic planning process</b>	
London Dock	Site allocation for a 6FE secondary school. Planning application approved March 2014 includes outline permission for a school. LBTH has 10 year period to exercise the option to develop the school. The design and programme are in development and could be the subject of a decision to proceed as early as October 2017 with a projected opening date of September 2020.
Westferry Printworks site	Site allocation for a 6FE secondary school. Planning application determined by Mayor of London includes site for the school. Section 106 agreement completed which allows LBTH to take a lease and develop the school site or to agree that the DfE should develop it for a free school. Liaison with the DfE over the development of this site has generated discussion of potential routes for determining the provider of the education service, which would have implications for delivery of the accommodation and funding of the capital cost of the scheme.

*None of the capacity arising from the schemes in this table is included in Appendix A figures*

- 3.15 Due to the projected slow-down in increased numbers coming through from the primary sector and the capacity available up to 2021/22, it is now not proposed to move into the procurement stage on the London Dock project until a further full round of projections has been completed. The earliest potential opening date would be September 2021, if a decision was taken to proceed following the 2018 round of projections of demand, in September 2018.

- 3.16 In relation to the Westferry site it is proposed that Tower Hamlets plans to take up the lease proposed and progress the design development and procurement of the building in line with the approved planning consent, with a view to opening the school from September 2021. This is proposed in preference to implementation of the London Dock scheme, as the centres of demand for additional secondary provision are closer to the proposed Westferry site than the London Dock site in Wapping. This timescale would require the Council to undertake a Free School Presumption exercise early in 2019 to identify a preferred education provider for recommendation to the Secretary of State for Education.
- 3.17 Whilst projections of demand for secondary places indicate that there will be a shortfall of places in the intake year (Year 7) from September 2018, if we take account of possible temporary expansions ('bulge' provision) and the ability of schools to accommodate additional Year 7 students within capacity arising from smaller cohorts in Years 8-11, it is likely that current capacity can be managed to meet projected demand until 2021 when Westferry would come on stream. In addition, Cabinet will be aware that the approval of new Free School provision by the Secretary of State has the potential to increase capacity in this interim period. The proposed all-through school at the former LMU site in Aldgate (Livingstone Academy – see paragraph 3.20 below) is scheduled to open in September 2019, subject to planning and these places are not yet included in the capacity data.
- 3.18 Whilst the provision of additional secondary places in the short-term needs to be monitored closely, the projections clearly demonstrate that additional sites will be needed to meet future demand beyond 2027. Further secondary school sites are likely to be required, providing a more serious challenge than primary, because of the size of the accommodation required.
- 3.19 There are implications for school capacity, both primary and secondary, arising from the strategic planning work being undertaken to develop the new Local Plan and from the Isle of Dogs and South Poplar OAPF (opportunity area planning framework). The need for additional school capacity is included in the development work to identify the social infrastructure required to support development and potential site allocations for new schools have been included in the Local Plan proposals for consultation.



## Free Schools

3.20 In addition to the LA's proposals for additional capacity, free schools agreed by the Secretary of State contribute to the local supply of places. Free school proposers can apply direct to the Secretary of State who decides on the schools to be agreed. Creation of additional capacity outside the Council's control adds to the difficulties of planning. The current position with free schools in Tower Hamlets is:

*Canary Wharf College, East Ferry Road	Opened in September 2011, 40 places per year (primary)
*Wapping High School, Commercial Road	Opened in September 2012, 81 places per year (secondary)
*Solebay Primary School, Solebay Street	Opened in September 2012, 50 places per year, now operates at 60 places per year.
City Gateway	Opened in September 2012, 14-19 provision
*Canary Wharf College 2	Opened in September 2014, 40 places per year (primary). Occupying temporary accommodation. Permanent site in Glenworth Road, E14 in development.
*London Enterprise Academy, Commercial Road	Opened in September 2014, 11-16 school with 120 places per year.
East London Academy of Music	Opened in September 2014 in temporary accommodation in E15, 16-19 with up to 300 places. Now moved to new permanent accommodation in Maltings Close, E3.
Mulberry UTC (University Training College)	14-19 provision, specialising in healthcare and medical services, and digital technology. Opened(?) in September 2017, Parnell Road, E3
*Canary Wharf College 3	Approved for opening September 2015 but deferred to September 2016. Originally approved as an all-through Christian faith school with 1330 places, opened in temporary accommodation for secondary only with 40 Year 7 places for September 2016. Permanent accommodation and planned capacity to be confirmed.
Livingstone Academy East London	Approved for opening in September 2019. All-through, mixed, non-faith school with 1,570 places, specialising in computing and sciences. Proposed location at the former LMU site in Aldgate, subject to planning consent. LBTH has stressed to the

	DfE that there is no need for primary places in this area of the borough.
Mulberry Boys' School	Approved in September 2016 for pre-opening stage. No identified site or proposed opening date.
Mulberry Primary School	Approved in April 2017 for pre-opening stage. No identified site or proposed opening date. If located near to the existing Mulberry School for Girls, this will be in an area where LBTH has not identified a need for places, as above for Livingstone Academy.

\* = capacity shown on Appendix A tables

### **Future projections of demand and changes in capacity in the primary sector – Proposed review of the location of school places**

- 3.21 Appendix A also includes maps which show the distribution across the borough of projected growth in need for primary and secondary places. This is based on population, as opposed to roll projection, data so the distribution better reflects where children live and where the higher levels of new housing will be, rather than where schools are located. Secondary age pupils can be expected to travel further to school so the location of a new school is not necessarily as closely associated with centres of rising population as for primary schools.
- 3.22 It is already well known that in the borough there is east-west variation of primary schools with unfilled places and the intensity of housing development. The Appendix maps show projected need by 2021/22 showing the concentration of areas where additional capacity is required and the areas with excess capacity. There is a significant widening of the surplus/deficit variance from the 2016/17 data.
- 3.23 The LA is very mindful of the destabilising effect of unfilled capacity in schools. The extent of excess capacity has the potential to be exacerbated by actions of the Secretary of State for Education in agreeing the opening of new free schools where there is no need for the places.
- 3.24 The LA therefore proposes to initiate a review of primary school provision to consider all the issues with stakeholders and formulate proposed actions to seek to ensure that the provision meets the needs of the local population. The first stage will involve extensive data gathering and to be followed by consultation on the issues which could be taken into account in the review. The data collection stage will collate information by school to include:
- Location and proximity to other schools
  - Size
  - Character (VA, community, academy)
  - Ofsted status and standards

- Unfilled capacity; any trends (eg. decreasing cohort size moving through the school)
- Recruitment/catchment area – i.e. recruitment from nearby/distance
- Popularity/over-subscription
- History of expansion
- Building condition and suitability (eg. below standard external areas)
- Early years/nursery class capacity
- SEND provision
- Site capacity for cost-effective rationalisation, amalgamation or expansion
- Local area projections of need for places
- Local area anticipated residential development

3.28 The data collected will be issued in a round of consultation so that all stakeholders are able to see information on this complex picture of provision and local issues. The consultation would include the range of potential considerations that may be taken into account in the review and stakeholders views on them. These considerations could include:

- Reducing the number of 1FE schools and schools with 0.5FE
- Ensuring that the diversity of choice for parents is not reduced
- Ensuring sufficient places will be available to meet projected need
- Travel distances to school are not substantially increased or made disproportionate in any area
- Priority for new capacity to be provided in areas with higher levels of new housing development
- Issues for teacher and senior leadership recruitment and retention – eg. small schools

3.29 When the stakeholder engagement has reached a level of consensus on the considerations to inform any proposals to redistribute capacity, various options for schools or groups of schools will be put forward for further consultation. These options may include closure or amalgamation of schools and will take into account the anticipated costs and benefits in each case.

### **Commissioning new school places**

3.30 LAs have a statutory duty to provide sufficient school places. Changes to the law in recent years have emphasised the role of LAs as commissioners of school places rather than the provider. The option to open a new community school where a new school is needed is the last alternative after others have been exhausted. Where the LA identifies the need for extra school capacity, it is the LA's responsibility to fund the capital costs of the expansion or new school, including securing the site for a new school.

3.31 Where the need for a new school is identified, LAs are not able to open a new community school. The 2011 Education Act introduced the "free school

presumption". (NB. free schools and academies are legally the same type of school).

- 3.32 The "free school presumption" process involves the LA setting the specification for the school. This includes the size and type of school and the community it is to serve. The selection of the school operator is based on the specification and so this is an important document.
- 3.33 The LA seeks expressions of interest from approved free school or academy providers, following a procedure set out by the DfE. The LA evaluates the bids and submits them to the Secretary of State. The decision on the appointment of a provider is taken by the Secretary of State, delegated to the Regional Schools Commissioner, who will then enter a funding agreement with the appointed provider. Existing academies or free schools are able to bid to operate new schools, providing they have obtained approved provider status from the DfE.
- 3.34 The LA must set its specification for the new school before it seeks the expressions of interest. This is the key document to ensure that a provider is appointed who can deliver the specification. The specification will set some key matters in addition to the basic details such as the size of the school and opening date. These include the need for a strong education vision, engagement with the local community, providing inclusive education and support for all children and operating as the local school for the community. The Tower Hamlets specification will include a requirement to support THE Partnership.
- 3.35 A number of the proposals referred to in this report will require the free school presumption process to be followed for the appointment of a provider.

### **Funding Considerations**

- 3.36 The principal source of capital funding for providing additional school places is the DfE basic need capital grant. The DfE has confirmed the funding for the period of 2017/18 – 2019/20 of £10.5m. The funding is allocated on a three year rolling basis. It is formula based and does not reflect post-16 need or specific SEN growth. Because of the fluctuating trend of need, there is no new funding allocated for 2018/19 and 2019/20.
- 3.37 The capital programme of new school capacity is supported by use of s. 106 receipts which have been secured to mitigate the impact of new housing developments. Significant sums have been agreed but not yet received. There is no certainty about receiving the full value of the agreed sums as this will depend on the developers' programmes so this presents some difficulties in planning use of the receipts.
- 3.38 The Council adopted its CIL (Community Infrastructure Levy) charging from April 2015. This replaces s. 106 payments for the mitigation of the impact of new developments on school provision. The Council's Infrastructure Delivery Plan (IDP) identifies the need for additional school places as part of planning

the overall social infrastructure. Children's Services and Place Directorates continue to work together on the longer term infrastructure planning.

- 3.39 When the funding strategy for new school projects is being developed, these funding sources will be considered and decisions recommended through the governance arrangements.
- 3.40 This report has discussed the impact of the slowing of the rate of increase in need for primary school places. Given the need to plan for funding new secondary provision, it is prudent not to incur expenditure on primary capacity where funding will be required for a new secondary school. The changing trend of primary need will be reflected in the formula allocation of basic need capital grant from the DfE in future years.

#### **4. COMMENTS OF THE CHIEF FINANCE OFFICER**

- 4.1 This report is drawing attention to the regulatory framework for school place planning and how this can impact on site disposal or development proposals beyond the education estate. Decisions on site disposal or development will have various financial implications particular to the circumstances.
- 4.2 Meeting the Authority's statutory duty with regard to providing sufficient school places will require significant additional resources, as has been advised in previous reports on school place planning. The cost of a form of entry (FE) for primary will be approximately £6.5m (with up to an additional 4 primary FE needed over the next ten years) and a secondary FE is also estimated at £6.5m (with an expected 24 FE required over the next ten years). This points to an estimated cost of £182m at current prices to fund the additional capital costs over the next ten years.
- 4.3 The £10.5m capital funding identified from the Department for Education for 2017/18 to 2019/20 will assist, as will the creation of additional places through the establishment of free schools. Nonetheless, DfE capital does not necessarily cover London costs, nor does it cover site acquisition costs. The LA has agreed s.106 contributions which are used to support the provision of additional education facilities arising from new housing developments. These will be supplemented by the Community Infrastructure Levy (CIL) charges implemented by the Council from 2015. However, the flow of contributions depends on development activity so is outside the Council's control.
- 4.4 At this stage it is not possible to guarantee that sufficient capital resources in the form of Basic Need Grant or S106/ CIL contributions are available to meet the estimated costs of c £182m. The Council's capital strategy will need to consider therefore, in the context of its capital priorities, how any estimated gap will be addressed in order to meet its statutory obligations for providing sufficient school places.
- 4.5 Schools will be responsible for any ongoing revenue implications arising from the expansion. The Dedicated Schools Grant (DSG) will fund the schools for

the additional expansion class pupils via the revenue "growth fund" (agreed by the Schools Forum). The "growth fund" is agreed annually by the Schools Forum and funded through a top-slice from the DSG. It should be noted that different arrangements apply to some academies and free schools, who are funded by the EFA based on estimated numbers with funding recouped from the DSG allocation. At present there are General Fund costs in the region of £1m associated with transporting (or providing travel support) for individual pupils where school places are not nearby. Changes to the admissions arrangements will ease that pressure, as will any efforts to provide additional school places.

## **5. LEGAL COMMENTS**

- 5.1 Section 14 of the Education Act 1996 places a general duty on local authorities to secure sufficient primary and secondary schools in their area. Schools will be regarded as sufficient if they are sufficient in number, character and equipment to provide for all pupils the opportunity of appropriate education. Appropriate education means education which offers such variety of instruction and training in view of pupils' different ages, abilities and aptitudes and the different periods for which they may be expected to remain at school, including practical instruction and training appropriate to their different needs.
- 5.2 Section 14(3A) of the Education Act 1996 requires the Council to secure diversity of provision of schools and increasing opportunities for parental choice. The Council must consider and respond appropriately to parental representations about school provision in relation to its functions under section 14 of the Education Act. The Council should give reasonable consideration to parental representations regarding the provision of schools in their area including outlining any proposed action to meet concerns raised about such provision.
- 5.3 Under section 6A of the Education and Inspections Act 2006 (inserted by paragraph 2 of the Schedule 11 to the Education Act 2011) and government guidance, any new school being set up must be an academy or a free school 'the academy/free school presumption'. There is a set process for the identifying the need for a new school. A Local Authority may seek proposals for a new academy and must inform the Secretary of State of the outcome who will then choose one of the proposers. A Local Authority must run a competition if that process produces no suitable proposer. Accordingly, normally a Local Authority will not be able to publish its own proposals for a new community or LA foundation school.
- 5.4 This report demonstrates how Section 106 planning obligations and the community infrastructure levy (CIL) can secure land and funding to address the impact of new development on education. Whilst historically financial contributions were taken towards education under Section 106, following the adoption of the Council's Community Infrastructure Levy charging schedule in April 2015 monies towards education are now collected under CIL. In some instances infrastructure can be provided on site in lieu of the payment of CIL

and it is important that the Children's Services and Place Directorates continue to work together to address the best way of meeting the borough's needs through the planning system.

## **6. ONE TOWER HAMLETS CONSIDERATIONS**

- 6.1 The LA has a statutory duty to ensure sufficient school places for local residents. Education is key to ensuring economic prosperity for the individual and for the community. The LA has a duty to ensure diversity of provision to enable parents to express their preference for a school place. These duties are taken into account in planning provision of school places. The plan to commission school places is universally applicable to children and young people of school age and there is unlikely to be unequal impact on different groups.
- 6.2 The LA has to plan for the overall social infrastructure to meet the needs of the rising local population. This informs the development of the Council's asset management and service planning to ensure that the required infrastructure is provided and that the competing needs are balanced.

## **7. BEST VALUE (BV) IMPLICATIONS**

- 7.1 The report sets out proposals for meeting the need for school places. Proposals include making the best use of existing Council assets.
- 7.2 Implementation of capital schemes will be subject to competitive procurement. Proposals will be subject to consultation as they are developed and before implementation.

## **8. SUSTAINABLE ACTION FOR A GREENER ENVIRONMENT**

- 8.1 The proposals to provide additional school places to meet the needs of the population will be implemented taking account of sustainable design standards and materials. As far as possible primary school provision is planned to ensure that children can access a local school place and so minimise impact on travel.

## **9. RISK MANAGEMENT IMPLICATIONS**

- 9.1 The Council has a statutory duty to provide sufficient school places. In order to plan to meet this need projections are obtained annually and reviewed each year against the known school capacity. It is clear that the projections indicate that a significant rise in the need for places has to be planned for. There may be variations in the projections so the Council has to retain some flexibility in its ability to respond to the need.
- 9.2 The plans required to meet the need for school places can often require the balance of complex and competing considerations, for example for other social infrastructure requirements. Because of the long time that is required

to implement projects, decisions need to be taken in sufficient time to plan the use of resources and to identify shortfalls.

- 9.3 The Council has to manage the risk of failing to meet its statutory duties by having sufficient options available for implementation to meet the need and by keeping the changing circumstances under review

## **10. CRIME AND DISORDER REDUCTION IMPLICATIONS**

- 10.1 There are no specific implications arising.

## **11. SAFEGUARDING IMPLICATIONS**

- 11.1 The report deals with the Council's approach to providing school places for the local population. Ensuring the supply of good quality school places contributes to the safeguarding of children.

---

### **Linked Reports, Appendices and Background Documents**

#### **Linked Report**

- NONE .

#### **Appendices**

- School roll projections 2017

#### **Background Documents – Local Authorities (Executive Arrangements)(Access to Information)(England) Regulations 2012**

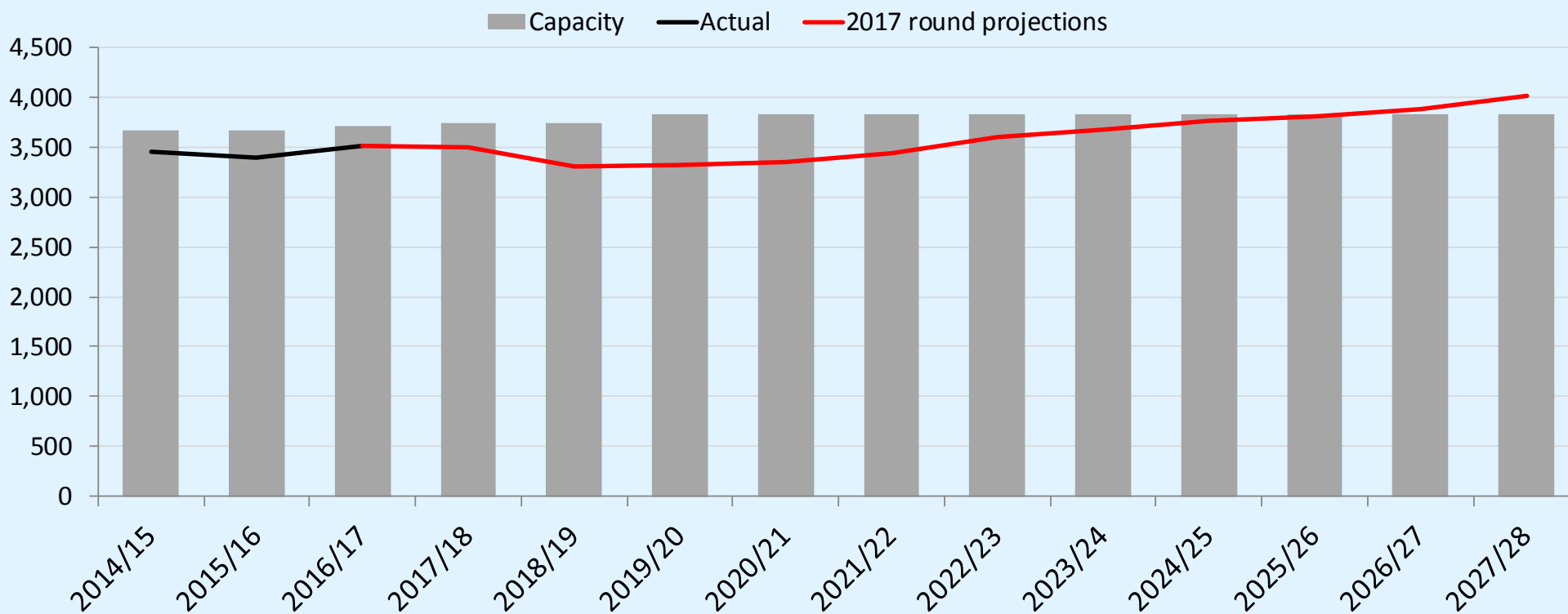
- NONE

#### **Officer contact details for documents:**

N/A

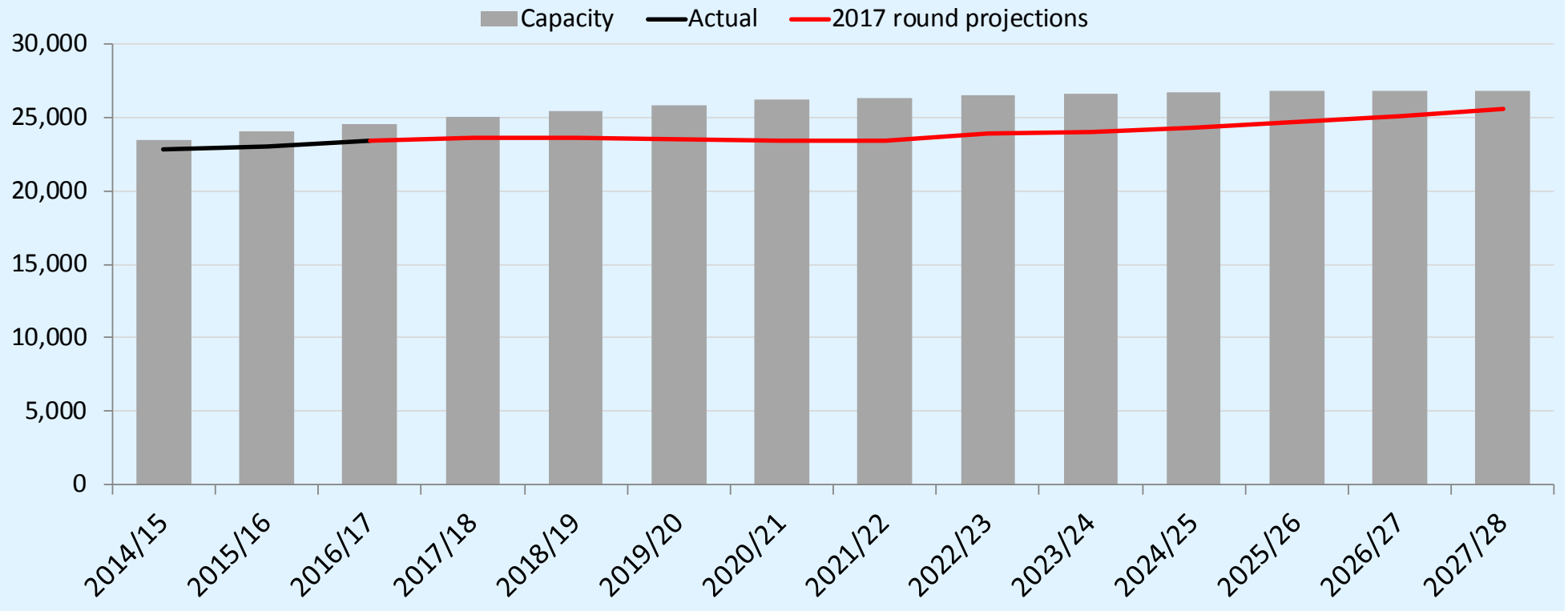


## 2017 School Roll Projections: Reception



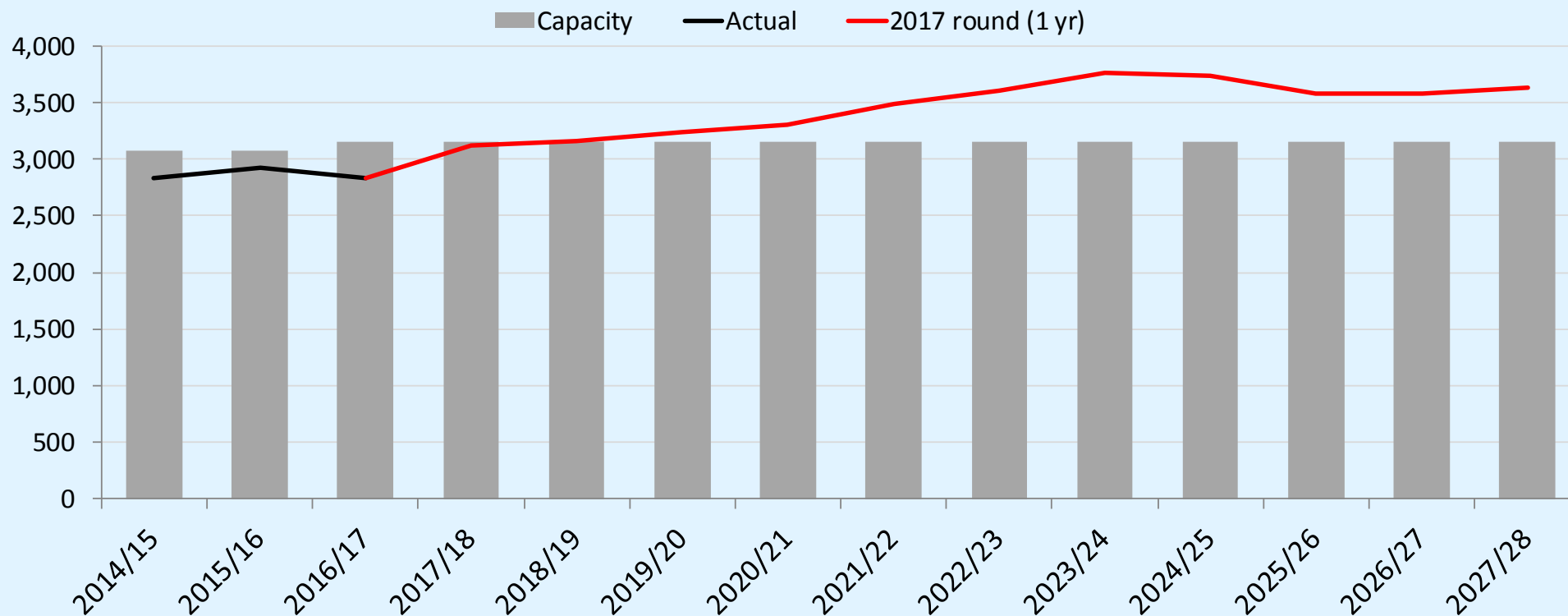
RECEPTION		2014/15	2015/16	2016/17	2017/18	2018/19	2019/20	2020/21	2021/22	2022/23	2023/24	2024/25	2025/26	2026/27	2027/28
Actual		3,449	3,389	3,512											
2017 round projections					3,497	3,304	3,319	3,357	3,433	3,595	3,673	3,758	3,803	3,879	4,013
Capacity		3,670	3,670	3,710	3,740	3,740	3,830	3,830	3,830	3,830	3,830	3,830	3,830	3,830	3,830
Surplus/shortfall	Pupils	221	281	198	243	436	511	473	397	235	157	72	27	-49	-183
	FE	7.37	9.37	6.60	8.10	14.53	17.03	15.77	13.23	7.83	5.23	2.40	0.90	-1.63	-6.10

## 2017 School Roll Projections: Primary



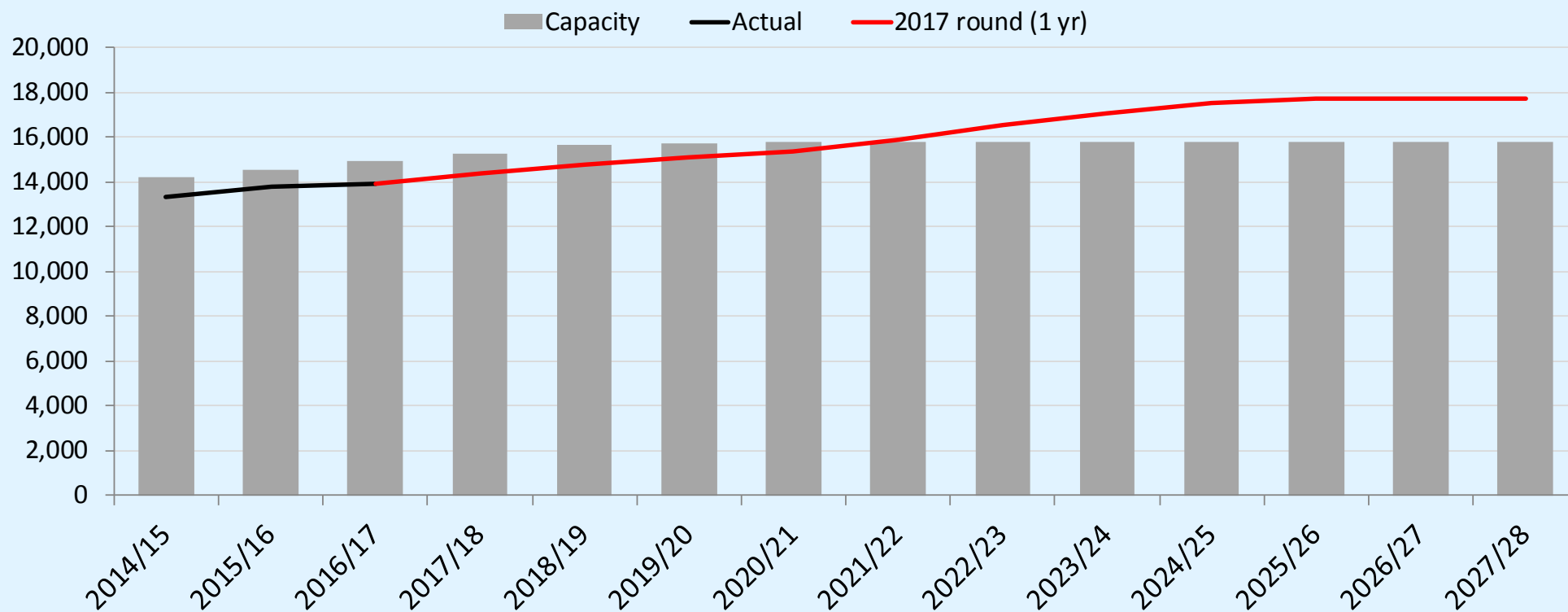
PRIMARY		2014/15	2015/16	2016/17	2017/18	2018/19	2019/20	2020/21	2021/22	2022/23	2023/24	2024/25	2025/26	2026/27	2027/28
<b>Actual</b>		22,825	23,076	23,445											
<b>2017 round projections</b>					23,666	23,607	23,505	23,434	23,455	23,869	24,049	24,305	24,675	25,102	25,933
<b>Capacity</b>		23,517	24,056	24,587	25,038	25,452	25,836	26,190	26,350	26,510	26,630	26,720	26,810	26,810	26,810
<b>Surplus/shortfall</b>	<b>Pupils</b>	692	980	1,142	1,372	1,845	2,331	2,756	2,895	2,641	2,581	2,415	2,135	1,708	1,217
	<b>FE</b>	3.30	4.67	5.44	6.53	8.79	11.10	13.12	13.79	12.58	12.29	11.50	10.17	8.13	5.80

## 2017 School Roll Projections: Year 7



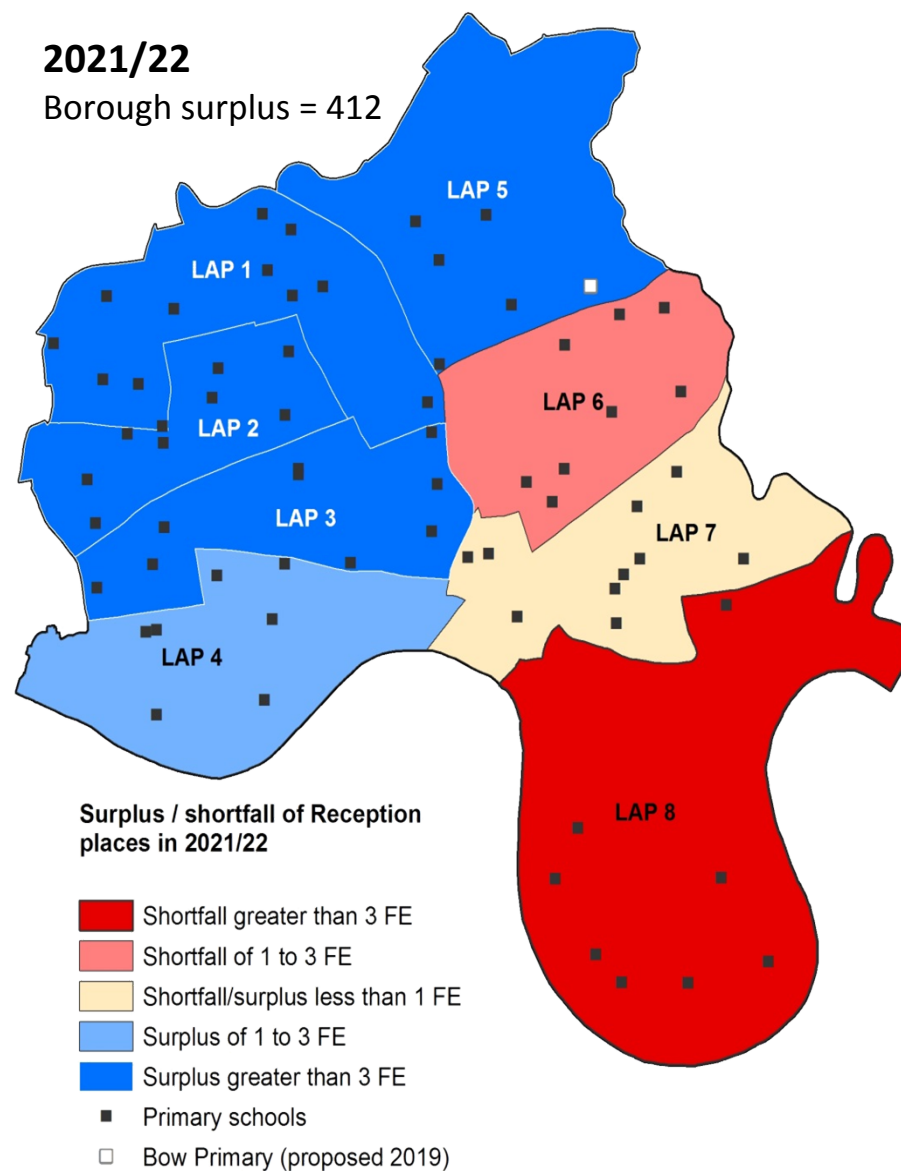
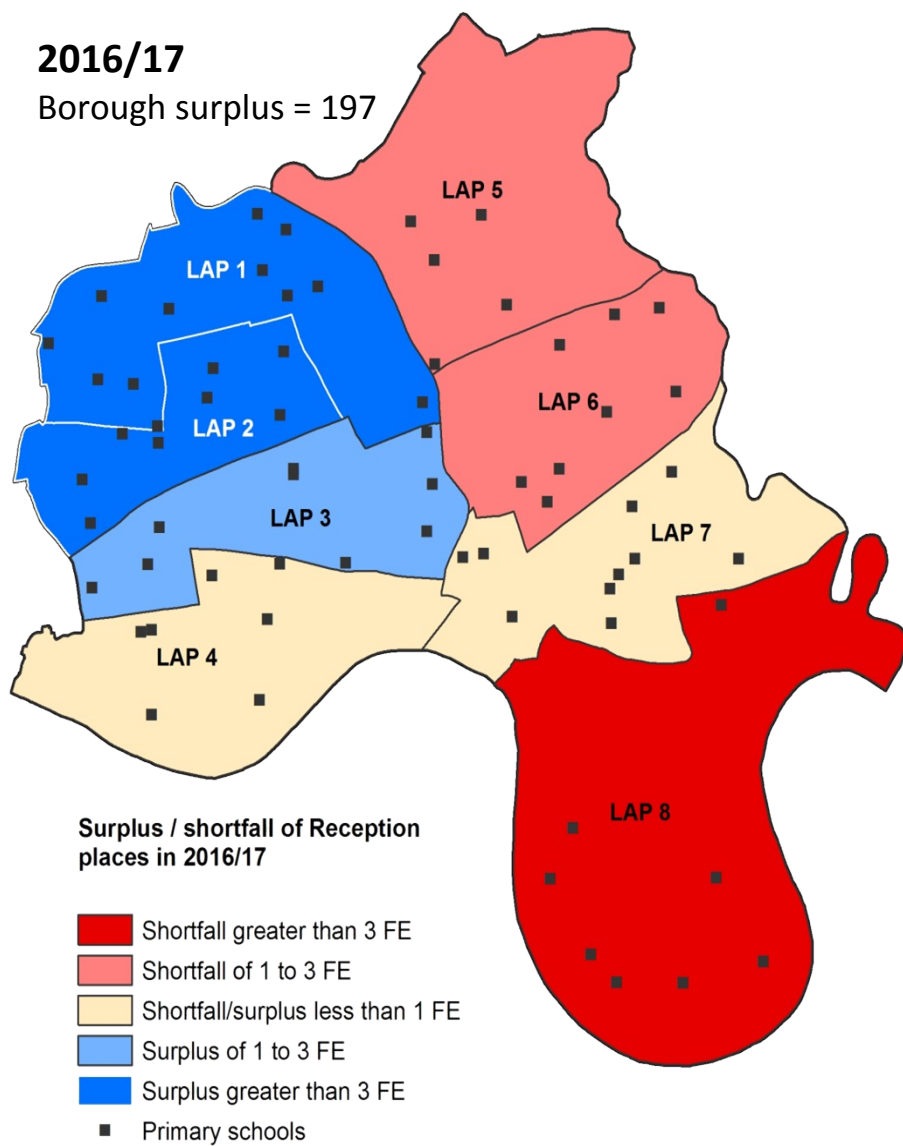
YEAR 7		2014/15	2015/16	2016/17	2017/18	2018/19	2019/20	2020/21	2021/22	2022/23	2023/24	2024/25	2025/26	2026/27	2027/28
<b>Actual</b>		2,829	2,932	2,839											
<b>2017 round projections</b>					3,118	3,163	3,239	3,303	3,484	3,614	3,769	3,740	3,576	3,580	3,633
<b>Capacity</b>		3,081	3,081	3,152	3,152	3,152	3,152	3,152	3,152	3,152	3,152	3,152	3,152	3,152	3,152
<b>Surplus/shortfall</b>	<b>Pupils</b>	252	149	313	34	-11	-87	-151	-332	-462	-617	-588	-424	-428	-481
	<b>FE</b>	8.40	4.97	10.43	1.13	-0.37	-2.90	-5.03	-11.07	-15.40	-20.57	-19.60	-14.13	-14.27	-16.03

## 2017 School Roll Projections: Secondary



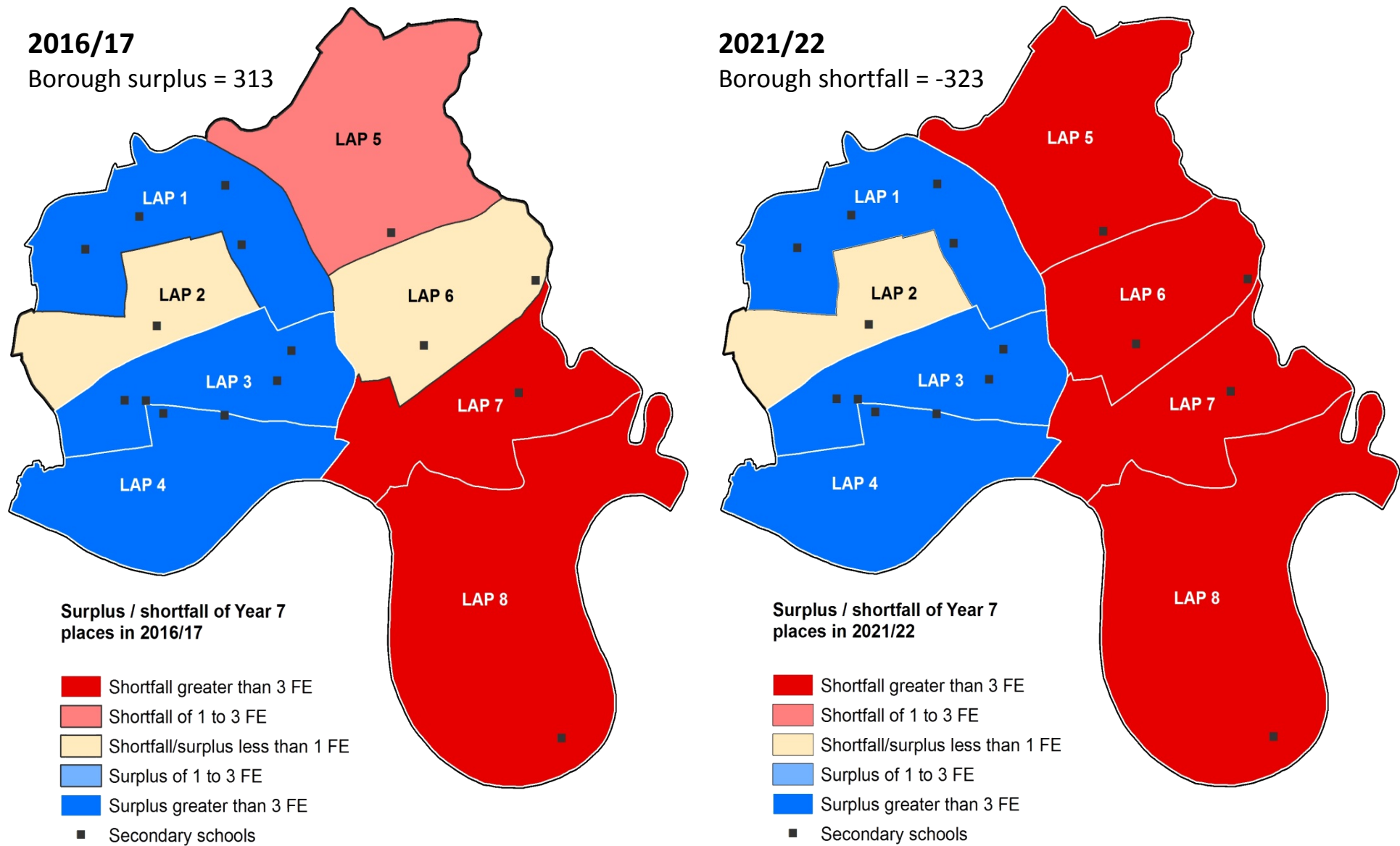
SECONDARY		2014/15	2015/16	2016/17	2017/18	2018/19	2019/20	2020/21	2021/22	2022/23	2023/24	2024/25	2025/26	2026/27	2027/28
<b>Actual</b>		13,351	13,790	13,877											
<b>2017 round (1 yr)</b>					14,391	14,739	15,062	15,322	15,902	16,507	17,083	17,523	17,691	17,712	17,698
<b>Capacity</b>		14,183	14,529	14,946	15,282	15,618	15,689	15,760	15,760	15,760	15,760	15,760	15,760	15,760	15,760
<b>Surplus/shortfall -</b>	<b>Pupils</b>	832	739	1,069	891	879	627	438	-142	-747	-1,323	-1,763	-1,931	-1,952	-1,938
	<b>FE</b>	5.55	4.93	7.13	5.94	5.86	4.18	2.92	-0.95	-4.98	-8.82	-11.75	-12.87	-13.01	-12.92

## Reception projections by LAP area



Note: This analysis is based on population projections, rather than school roll projections. Numbers will vary slightly from the roll projection tables.  
© Crown copyright and database rights 2017 Ordnance Survey, London Borough of Tower Hamlets 100019288.

## Year 7 projections by LAP area



Note: This analysis is based on population projections, rather than school roll projections. Numbers will vary slightly from the roll projection tables.  
© Crown copyright and database rights 2017 Ordnance Survey, London Borough of Tower Hamlets 100019288.