

## Appendix 2

### Local Community Fund Programme October 2021-September 2022 Profile Of Beneficiaries

#### 1. Protected Characteristics

- 71.9% of the beneficiaries (18,542 people) were from Black, Asian & Multi-ethnic communities. Bangladeshi was the ethnic group with the highest percentage of beneficiaries, with 39.8% (10,245 people), followed by White British, with 21.9% (5,632 people).<sup>1</sup>
- 59.1% of beneficiaries were women (15,780 people) and 40.6% were men (10,828 people)
- The projects supported 12,604 individuals who reported they had a disability. This included:
  - ❖ 4,858 beneficiaries reporting having a long-standing illness or health condition
  - ❖ 2,866 beneficiaries reporting having a mental health condition
  - ❖ 2,391 beneficiaries reporting having a physical impairment
  - ❖ 782 beneficiaries reporting having a learning disability
  - ❖ 630 beneficiaries reporting having a sensory impairment
- 11.9% of beneficiaries were 65+ (3,076 people)
- The percentage of beneficiaries from LGBT groups was 1.1%.

#### 2. Council Ward of Residence

(a) The ward of beneficiaries with the highest percentage of programme beneficiaries were:

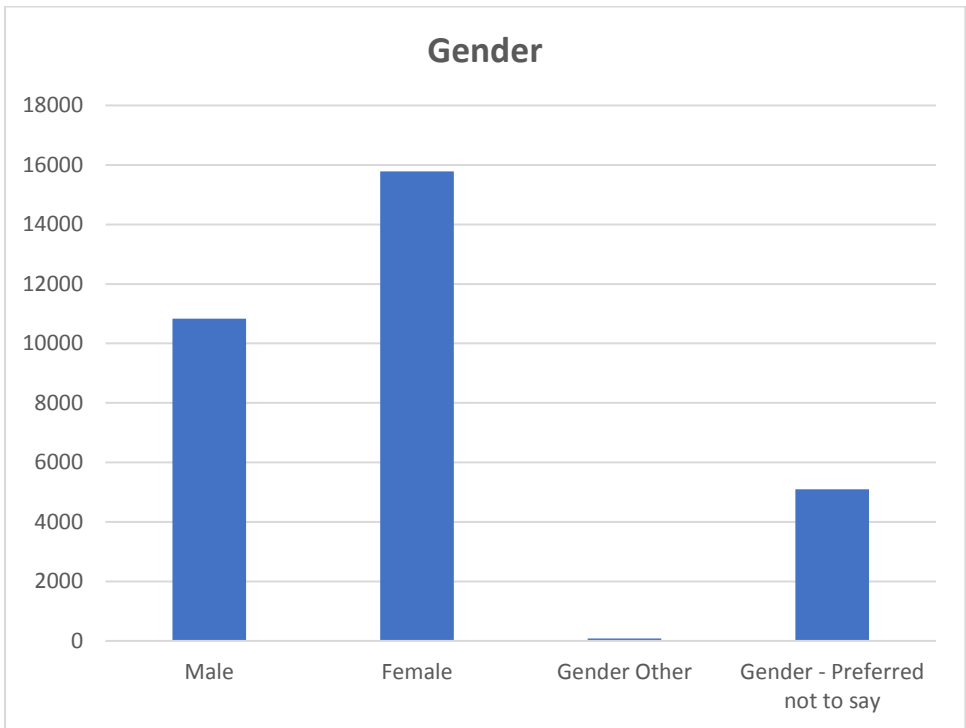
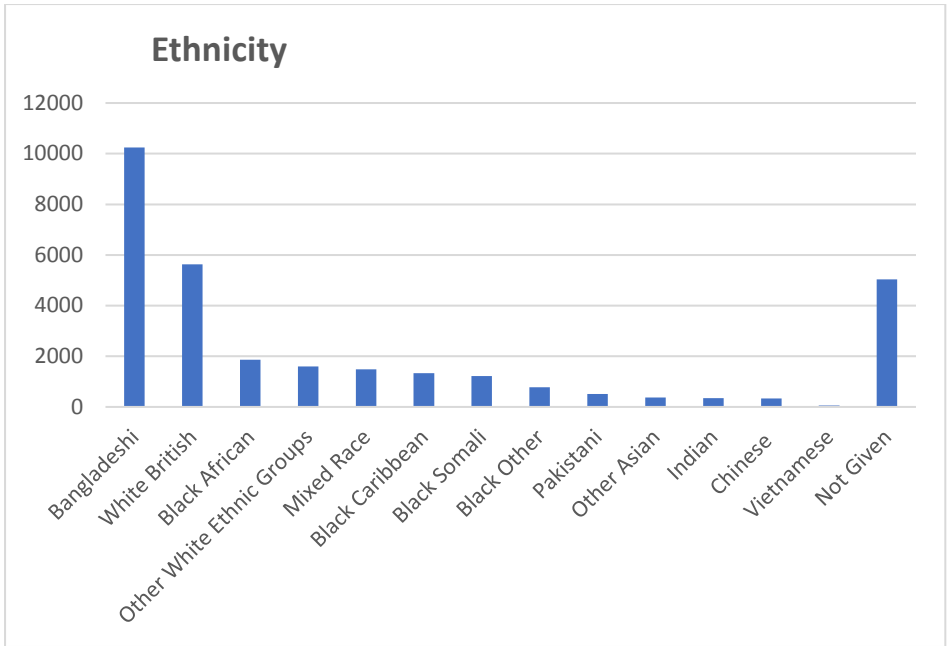
- |                 |      |
|-----------------|------|
| • Bethnal Green | 8.8% |
| • Poplar        | 8.3% |
| • Mile End      | 7%   |
| • Whitechapel   | 7%   |
| • Bow East      | 6.7% |

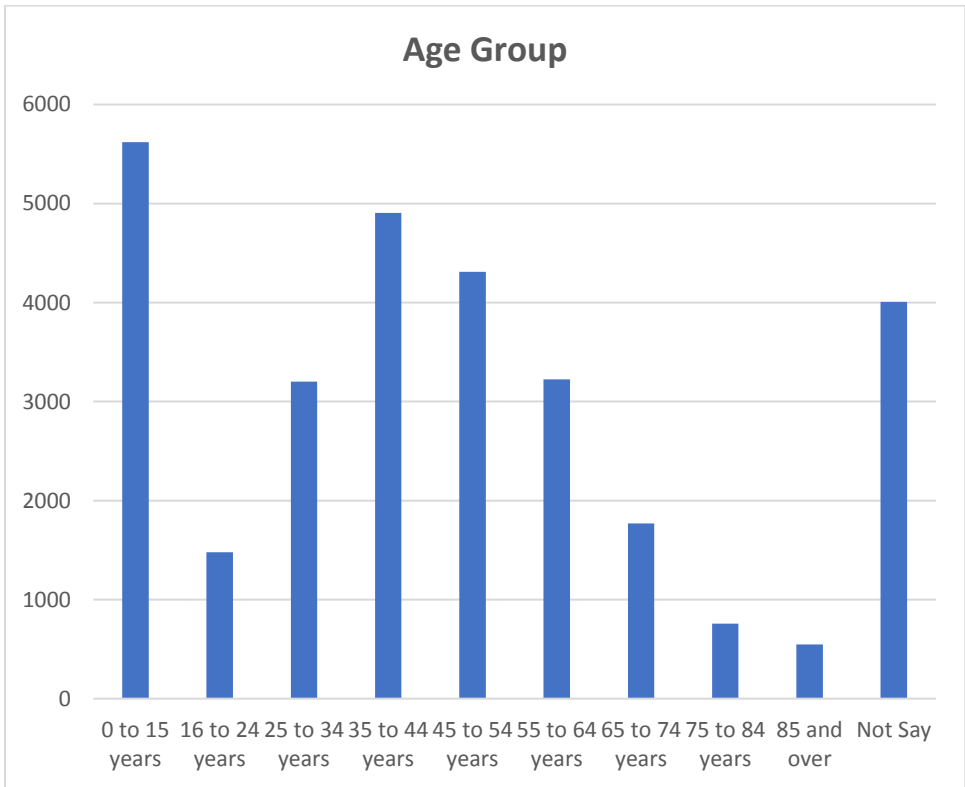
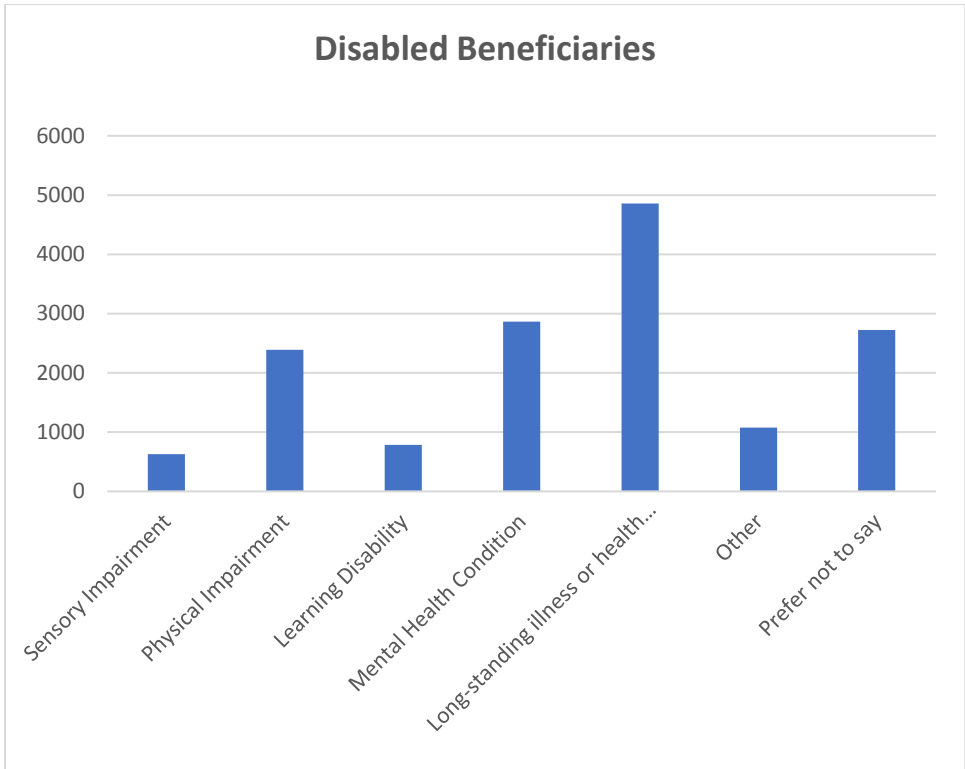
(b) The wards with the lowest percentage of programme beneficiaries were:

- |                            |      |
|----------------------------|------|
| • Limehouse                | 2%   |
| • St Katherine's & Wapping | 2.3% |
| • St Dunstan's             | 3.2% |
| • Blackwall & Cubitt Town  | 3.3% |
| • Bromley North            | 3.5% |

---

<sup>1</sup> All calculation of percentages in paragraph 3.2 (e) to (f) excludes beneficiaries who preferred not to provide a response to a question on their protected characteristic.





### Council Ward of Residence

