

Better Care Fund 2021-22 Template

1. Guidance

Overview

Note on entering information into this template

Throughout the template, cells which are open for input have a yellow background and those that are pre-populated have a blue background, as below:

Data needs inputting in the cell

Pre-populated cells

Note on viewing the sheets optimally

For a more optimal view each of the sheets and in particular the drop down lists clearly on screen, please change the zoom level between 90% - 100%. Most drop downs are also available to view as lists within the relevant sheet or in the guidance sheet for readability if required.

The details of each sheet within the template are outlined below.

Checklist (click to go to Checklist, included in the Cover sheet)

1. This section helps identify the sheets that have not been completed. All fields that appear as incomplete should be completed before sending to the Better Care Fund Team.
2. The checker column, which can be found on the individual sheets, updates automatically as questions are completed. It will appear 'Red' and contain the word 'No' if the information has not been completed. Once completed the checker column will change to 'Green' and contain the word 'Yes'
3. The 'sheet completed' cell will update when all 'checker' values for the sheet are green containing the word 'Yes'.
4. Once the checker column contains all cells marked 'Yes' the 'Incomplete Template' cell (below the title) will change to 'Template Complete'.
5. Please ensure that all boxes on the checklist are green before submission.

2. Cover (click to go to sheet)

1. The cover sheet provides essential information on the area for which the template is being completed, contacts and sign off.
2. Question completion tracks the number of questions that have been completed; when all the questions in each section of the template have been completed the cell will turn green. Only when all cells are green should the template be sent to the Better Care Fund Team:

england.bettercarefundteam@nhs.net

(please also copy in your respective Better Care Manager)

4. Income (click to go to sheet)

1. This sheet should be used to specify all funding contributions to the Health and Wellbeing Board's (HWB) Better Care Fund (BCF) plan and pooled budget for 2021-22. It will be pre-populated with the minimum CCG contributions to the BCF, Disabled Facilities Grant (DFG) and improved Better Care Fund (iBCF). These cannot be edited.
2. Please select whether any additional contributions to the BCF pool are being made from local authorities or the CCGs and as applicable enter the amounts in the fields highlighted in 'yellow'. These will appear as funding sources when planning expenditure. The fields for Additional contributions can be used to include any relevant carry-overs from the previous year.
3. Please use the comment boxes alongside to add any specific detail around this additional contribution including any relevant carry-overs assigned from previous years. All allocations are rounded to the nearest pound.
4. For any questions regarding the BCF funding allocations, please contact england.bettercarefundteam@nhs.net

5. Expenditure (click to go to sheet)

This sheet should be used to set out the schemes that constitute the BCF plan for the HWB including the planned expenditure and the attributes to describe the scheme. This information is then aggregated and used to analyse the BCF plans nationally and sets the basis for future reporting and to particularly demonstrate that National Conditions 2 and 3 are met.

The table is set out to capture a range of information about how schemes are being funded and the types of services they are providing. There may be scenarios when several lines need to be completed in order to fully describe a single scheme or where a scheme is funded by multiple funding streams (eg: iBCF and CCG minimum). In this case please use a consistent scheme ID for each line to ensure integrity of aggregating and analysing schemes.

On this sheet please enter the following information:

1. Scheme ID:

- This field only permits numbers. Please enter a number to represent the Scheme ID for the scheme being entered. Please enter the same Scheme ID in this column for any schemes that are described across multiple rows.

2. Scheme Name:

- This is a free text field to aid identification during the planning process. Please use the scheme name consistently if the scheme is described across multiple lines in line with the scheme ID described above.

3. Brief Description of Scheme

- This is a free text field to include a brief headline description of the scheme being planned.

4. Scheme Type and Sub Type:

- Please select the Scheme Type from the drop-down list that best represents the type of scheme being planned. A description of each scheme is available in tab 5b.

- Where the Scheme Types has further options to choose from, the Sub Type column alongside will be editable and turn "yellow". Please select the Sub Type from the drop down list that best describes the scheme being planned.

- Please note that the drop down list has a scroll bar to scroll through the list and all the options may not appear in one view.

- If the scheme is not adequately described by the available options, please choose 'Other' and add a free field description for the scheme type in the column alongside. Please try to use pre-populated scheme types and sub types where possible, as this data is important to our understanding of how BCF funding is being used and levels of investment against different priorities.

- The template includes a field that will inform you when more than 5% of mandatory spend is classed as other.

5. Area of Spend:

- Please select the area of spend from the drop-down list by considering the area of the health and social care system which is most supported by investing in the scheme.

- Please note that where 'Social Care' is selected and the source of funding is "CCG minimum" then the planned spend would count towards National Condition 2.

- If the scheme is not adequately described by the available options, please choose 'Other' and add a free field description for the scheme type in the column alongside.

- We encourage areas to try to use the standard scheme types where possible.

6. Commissioner:

- Identify the commissioning body for the scheme based on who is responsible for commissioning the scheme from the provider.

- Please note this field is utilised in the calculations for meeting National Condition 3.

- If the scheme is commissioned jointly, please select 'Joint'. Please estimate the proportion of the scheme being commissioned by the local authority and CCG/NHS and enter the respective percentages on the two columns.

7. Provider:

- Please select the 'Provider' commissioned to provide the scheme from the drop-down list.

- If the scheme is being provided by multiple providers, please split the scheme across multiple lines.

8. Source of Funding:

- Based on the funding sources for the BCF pool for the HWB, please select the source of funding for the scheme from the drop down list. This includes additional, voluntarily pooled contributions from either the CCG or Local authority

- If the scheme is funding across multiple sources of funding, please split the scheme across multiple lines, reflecting the financial contribution from each.

9. Expenditure (£) 2021-22:

- Please enter the planned spend for the scheme (or the scheme line, if the scheme is expressed across multiple lines)

10. New/Existing Scheme

- Please indicate whether the planned scheme is a new scheme for this year or an existing scheme being carried forward.

This is the only detailed information on BCF schemes being collected centrally for 2021-22 and will inform the understanding of planned spend for the iBCF grant and spend from BCF sources on discharge.

6. Metrics (click to go to sheet)

This sheet should be used to set out the HWB's performance plans for each of the BCF metrics in 2021-22. The BCF requires trajectories and plans agreed for the fund's metrics. Systems should review current performance and set realistic, but stretching ambitions for the last two quarters of 2021-22.

The previous measure of Non Elective Admissions is being replaced with a measure of Unplanned Admissions for Chronic Ambulatory Care Sensitive Conditions. Performance data on this indicator up to 2019-20, by local authority can be found at:

<https://digital.nhs.uk/data-and-information/publications/statistical/nhs-outcomes-framework/february-2021/domain-2-enhancing-quality-of-life-for-people-with-long-term-conditions-nof/2.3.i-unplanned-hospitalisation-for-chronic-ambulatory-care-sensitive-conditions>

A data pack showing breakdowns of data for new metrics (discharge and avoidable admissions) is available on the Better Care Exchange.

For each metric, systems should include a narrative that describes:

- a rationale for the ambition set, based on current and recent data, planned activity and expected demand

- how BCF funded schemes and integrated care will support performance against this metric, including any new or amended services.

1. Unplanned admissions for chronic ambulatory sensitive conditions:

- This section requires the area to input a planned rate for these admissions, per hundred thousand people for the year. This is the current NHS Outcomes Framework indicator 2.3i.

- The numerator is calculated based on the expected number of unplanned admissions for ambulatory sensitive conditions during the year.

- The denominator is the local population based on Census mid year population estimates for the HWB.

- Technical definitions for the guidance can be found here:

https://files.digital.nhs.uk/A0/76B7F6/NHSOF_Domain_2_S.pdf

2. Length of Stay.

- Areas should agree ambitions for minimising the proportion of patients in acute hospital who have been an inpatient for 14 days or more and the number that have been an inpatient for 21 days or more. This metric should be expressed as a percentage of overall patients.
- The ambition should be set for the HWB area. The data for this metric is obtained from the Secondary Uses Service (SUS) database and is collected at hospital trust. A breakdown of data from SUS by local authority of residence has been made available on the Better Care Exchange to assist areas to set ambitions. Ambitions should be set as the average percentage of inpatient beds occupied by patients with a length of stay of 14 days and over and 21 days and over for Q3 2021-22 and for Q4 2021-22 for people resident in the HWB.

- Plans should be agreed between CCGs, Local Authorities and Hospital Trusts and areas should ensure that ambitions agreed for 21 days or more are consistent across Local Trusts and BCF plans.

- The narrative should set out the approach that has been taken to agreeing and aligning plans for this metric

3. Discharge to normal place of residence.

- Areas should agree ambitions for the percentage of people who are discharged to their normal place of residence following an inpatient stay.

- The ambition should be set for the health and wellbeing board area. The data for this metric is obtained from the Secondary Uses Service database and is collected at hospital trust. A breakdown of data from SUS by local authority of residence has been made available on the Better Care Exchange to assist areas to set ambitions. Ambitions should be set as the percentage of all discharges where the destination of discharge is the person's usual place of residence.

4. Residential Admissions (RES) planning:

- This section requires inputting the information for the numerator of the measure.

- Please enter the planned number of council-supported older people (aged 65 and over) whose long-term support needs will be met by a change of setting to residential and nursing care during the year (excluding transfers between residential and nursing care) for the Residential Admissions numerator measure.

- The prepopulated denominator of the measure is the size of the older people population in the area (aged 65 and over) taken from Office for National Statistics (ONS) subnational population projections.

- The annual rate is then calculated and populated based on the entered information.

5. Reablement planning:

- This section requires inputting the information for the numerator and denominator of the measure.

- Please enter the planned denominator figure, which is the planned number of older people discharged from hospital to their own home for rehabilitation (or from hospital to a residential or nursing care home or extra care housing for rehabilitation, with a clear intention that they will move on/back to their own home).

- Please then enter the planned numerator figure, which is the planned number of older people discharged from hospital to their own home for rehabilitation (from within the denominator) that will still be at home 91 days after discharge.

- The annual proportion (%) Reablement measure will then be calculated and populated based on this information.

7. Planning Requirements [\(click to go to sheet\)](#)

This sheet requires the Health & Wellbeing Board to confirm whether the National Conditions and other Planning Requirements detailed in the BCF Policy Framework and the BCF Requirements document are met. Please refer to the BCF Policy Framework and BCF Planning Requirements documents for 2021-22 for further details.

The sheet also sets out where evidence for each Key Line of Enquiry (KLOE) will be taken from.

The KLOEs underpinning the Planning Requirements are also provided for reference as they will be utilised to assure plans by the regional assurance panel.

1. For each Planning Requirement please select 'Yes' or 'No' to confirm whether the requirement is met for the BCF Plan.

2. Where the confirmation selected is 'No', please use the comments boxes to include the actions in place towards meeting the requirement and the target timeframes.

Better Care Fund 2021-22 Template

2. Cover



HM Government



Version 1.0

Please Note:

- You are reminded that much of the data in this template, to which you have privileged access, is management information only and is not in the public domain. It is not to be shared more widely than is necessary to complete the return.
- Please prevent inappropriate use by treating this information as restricted, refrain from passing information on to others and use it only for the purposes for which it is provided. Any accidental or wrongful release should be reported immediately and may lead to an inquiry. Wrongful release includes indications of the content, including such descriptions as "favourable" or "unfavourable".
- Please note that national data for plans is intended for release in aggregate form once plans have been assured, agreed and baselined as per the due process outlined in the BCF Planning Requirements for 2021-22.
- This template is password protected to ensure data integrity and accurate aggregation of collected information. A resubmission may be required if this is breached.

Health and Wellbeing Board: Tower Hamlets

Completed by: Suki Kaur and Phil Carr

E-mail: Suki.Kaur1@nhs.net and Phil.Carr@towerhamlets.gov.uk

Contact number: 0207 688 2356

Please indicate who is signing off the plan for submission on behalf of the HWB (delegated authority is also accepted):

Job Title: Corporate Director of Health, Adults & Community and Transition

Name: Denise Radley and Siobhan Harper

Has this plan been signed off by the HWB at the time of submission? Delegated authority pending full HWB meeting

If no, or if sign-off is under delegated authority, please indicate when the HWB is expected to sign off the plan:

Thu 01/12/2022

<< Please enter using the format, DD/MM/YYYY

Please note that plans cannot be formally approved and Section 75 agreements cannot be finalised until a plan, signed off by the HWB has been submitted.

	Role:	Professional Title (where applicable)	First-name:	Surname:	E-mail:
*Area Assurance Contact Details:	Health and Wellbeing Board Chair	Councillor	Rachel	Blake	Rachel.Blake@towerhamlets.gov.uk
	Clinical Commissioning Group Accountable Officer (Lead)	NEL CCGs Accountable	Henry	Black	henryblack@nhs.net
	Additional Clinical Commissioning Group(s) Accountable Officers	Transitional Director -	Siobhan	Harper	siobhanharper@nhs.net
	Local Authority Chief Executive	Chief Executive	Will	Taylor	Will.Tuckley@towerhamlets.gov.uk
	Local Authority Director of Adult Social Services (or equivalent)	Corporate Director of	Denise	Radley	Denise.Radley@towerhamlets.gov.uk
	Better Care Fund Lead Official	BCF leads LBTH and NEL	Phil Suki	Carr Kaur	Phil.Carr@towerhamlets.gov.uk and Suki.Kaur1@towerhamlets.gov.uk
	LA Section 151 Officer	Corporate Director	Kevin	Bartle	Kevin.Bartle@towerhamlets.gov.uk

Please add further area contacts that you would wish to be included in official correspondence -->

*Only those identified will be addressed in official correspondence (such as approval letters). Please ensure all individuals are satisfied with the information entered above as this is exactly how they will appear in correspondence.

Question Completion - When all questions have been answered and the validation boxes below have turned green, please send the template to the Better Care Fund Team england.bettercarefundteam@nhs.net saving the file as 'Name HWB' for example 'County Durham HWB'. Please also copy in your Better Care Manager.

Template Completed

	Complete:
2. Cover	Yes
4. Income	Yes
5a. Expenditure	Yes
6. Metrics	Yes
7. Planning Requirements	Yes

[<< Link to the Guidance sheet](#)

[^^ Link back to top](#)

Better Care Fund 2021-22 Template

3. Summary

Selected Health and Wellbeing Board:

Tower Hamlets

Income & Expenditure

[Income >>](#)

Funding Sources	Income	Expenditure	Difference
DFG	£2,320,693	£2,320,693	£0
Minimum CCG Contribution	£23,145,037	£23,145,037	£0
iBCF	£16,316,044	£16,316,044	£0
Additional LA Contribution	£774,839	£774,839	£0
Additional CCG Contribution	£13,404,970	£13,404,970	£0
Total	£55,961,583	£55,961,583	£0

[Expenditure >>](#)

NHS Commissioned Out of Hospital spend from the minimum CCG allocation

Minimum required spend	£6,577,163
Planned spend	£14,060,501

Adult Social Care services spend from the minimum CCG allocations

Minimum required spend	£9,098,111
Planned spend	£9,639,946

Scheme Types

Assistive Technologies and Equipment	£2,184,000	(3.9%)
Care Act Implementation Related Duties	£0	(0.0%)
Carers Services	£662,000	(1.2%)
Community Based Schemes	£18,290,200	(32.7%)
DFG Related Schemes	£2,320,693	(4.1%)
Enablers for Integration	£276,786	(0.5%)
High Impact Change Model for Managing Transfer of	£3,061,308	(5.5%)
Home Care or Domiciliary Care	£0	(0.0%)
Housing Related Schemes	£0	(0.0%)
Integrated Care Planning and Navigation	£23,746,297	(42.4%)
Bed based intermediate Care Services	£2,425,271	(4.3%)
Reablement in a persons own home	£2,349,289	(4.2%)
Personalised Budgeting and Commissioning	£0	(0.0%)
Personalised Care at Home	£0	(0.0%)
Prevention / Early Intervention	£645,739	(1.2%)
Residential Placements	£0	(0.0%)
Other	£0	(0.0%)
Total	£55,961,583	

[Metrics >>](#)

Avoidable admissions

20-21
Actual

21-22
Plan

Unplanned hospitalisation for chronic ambulatory care sensitive conditions (NHS Outcome Framework indicator 2.3i)	251.3	239.4
----------------------------------------------------------------------------------------------------------------------	-------	-------

Length of Stay

		21-22 Q3 Plan	21-22 Q4 Plan
Percentage of in patients, resident in the HWB, who have been an inpatient in an acute hospital for: i) 14 days or more ii) 21 days or more As a percentage of all inpatients	LOS 14+	8.0%	8.1%
	LOS 21+	4.4%	4.4%

Discharge to normal place of residence

		0	21-22 Plan
Percentage of people, resident in the HWB, who are discharged from acute hospital to their normal place of residence		0.0%	96.5%

Residential Admissions

		20-21 Actual	21-22 Plan
Long-term support needs of older people (age 65 and over) met by admission to residential and nursing care homes, per 100,000 population	Annual Rate	317	350

Reablement

		21-22 Plan
Proportion of older people (65 and over) who were still at home 91 days after discharge from hospital into reablement / rehabilitation services	Annual (%)	77.2%

[Planning Requirements >>](#)

Theme	Code	Response
NC1: Jointly agreed plan	PR1	Yes
	PR2	Yes
	PR3	Yes
NC2: Social Care Maintenance	PR4	Yes
NC3: NHS commissioned Out of Hospital Services	PR5	Yes
NC4: Plan for improving outcomes for people being discharged from hospital	PR6	Yes

Agreed expenditure plan for all elements of the BCF	PR7	Yes
Metrics	PR8	Yes

Better Care Fund 2021-22 Template

4. Income

Selected Health and Wellbeing Board:

Tower Hamlets

Local Authority Contribution	
Disabled Facilities Grant (DFG)	Gross Contribution
Tower Hamlets	£2,320,693
DFG breakdown for two-tier areas only (where applicable)	
Total Minimum LA Contribution (exc iBCF)	£2,320,693

iBCF Contribution	Contribution
Tower Hamlets	£16,316,044
Total iBCF Contribution	£16,316,044

Are any additional LA Contributions being made in 2021-22? If yes, please detail below	Yes
----------------------------------------------------------------------------------------	-----

Local Authority Additional Contribution	Contribution	Comments - Please use this box clarify any specific uses or sources of funding
Tower Hamlets	£774,839	various schemes as set out in tab 5a. Expenditure
Total Additional Local Authority Contribution	£774,839	

CCG Minimum Contribution	Contribution
NHS Tower Hamlets CCG	£23,145,037
Total Minimum CCG Contribution	£23,145,037

Are any additional CCG Contributions being made in 2021-22? If yes, please detail below	Yes
-----------------------------------------------------------------------------------------	-----

Additional CCG Contribution	Contribution	Comments - Please use this box clarify any specific uses or sources of funding
NHS Tower Hamlets CCG	£13,404,970	various schemes as set out in tab 5a. Expenditure
Total Additional CCG Contribution	£13,404,970	
Total CCG Contribution	£36,550,007	

	2021-22
Total BCF Pooled Budget	£55,961,583

Funding Contributions Comments
Optional for any useful detail e.g. Carry over

Better Care Fund 2021-22 Template

5. Expenditure

Selected Health and Wellbeing Board:

Tower Hamlets

[<< Link to summary sheet](#)

Running Balances	Income	Expenditure	Balance
DFG	£2,320,693	£2,320,693	£0
Minimum CCG Contribution	£23,145,037	£23,145,037	£0
iBCF	£16,316,044	£16,316,044	£0
Additional LA Contribution	£774,839	£774,839	£0
Additional CCG Contribution	£13,404,970	£13,404,970	£0
Total	£55,961,583	£55,961,583	£0

Required Spend

This is in relation to National Conditions 2 and 3 only. It does NOT make up the total Minimum CCG Contribution (on row 31 above).

	Minimum Required Spend	Planned Spend	Under Spend
NHS Commissioned Out of Hospital spend from the minimum CCG allocation	£6,577,163	£14,060,501	£0
Adult Social Care services spend from the minimum CCG allocations	£9,098,111	£9,639,946	£0

Checklist

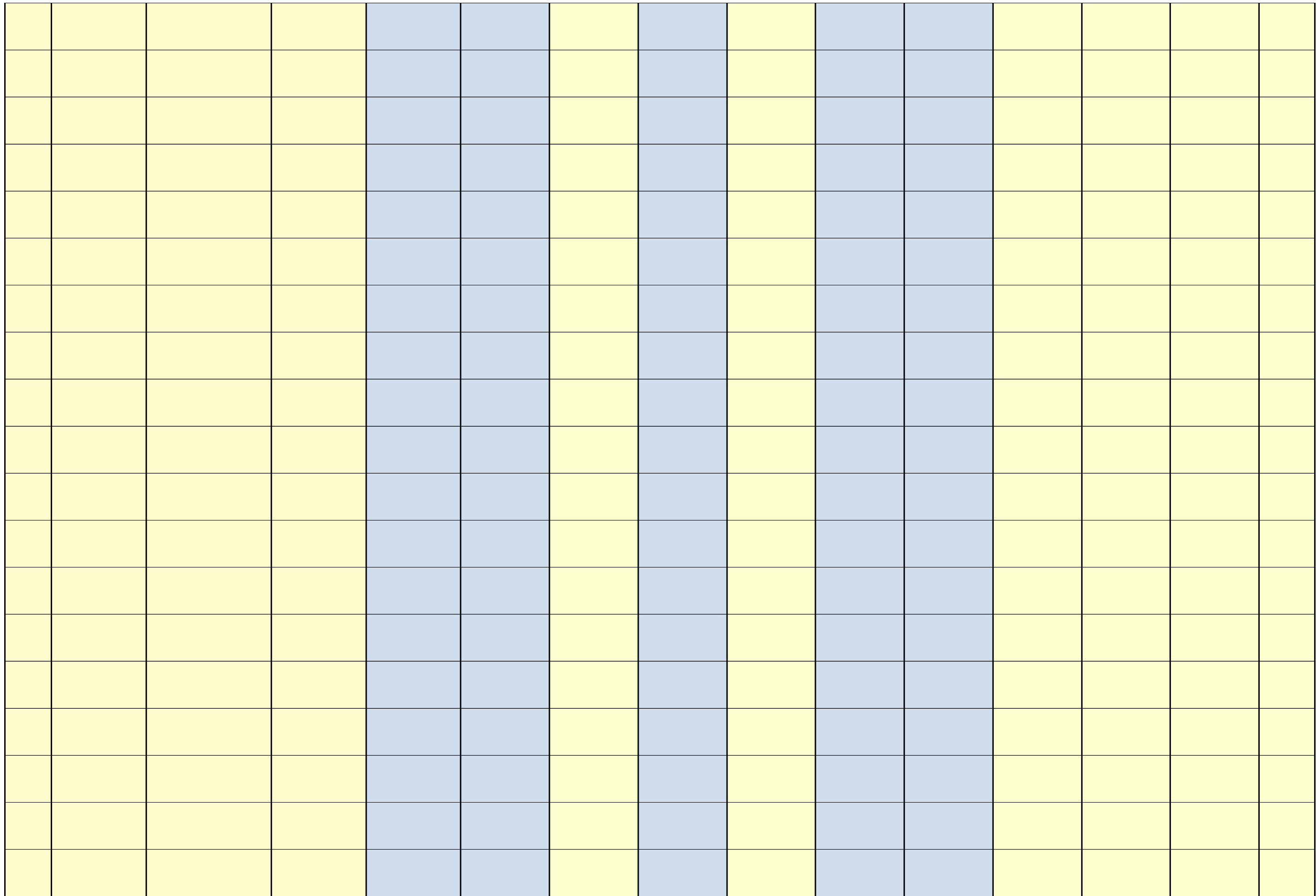
Column complete:

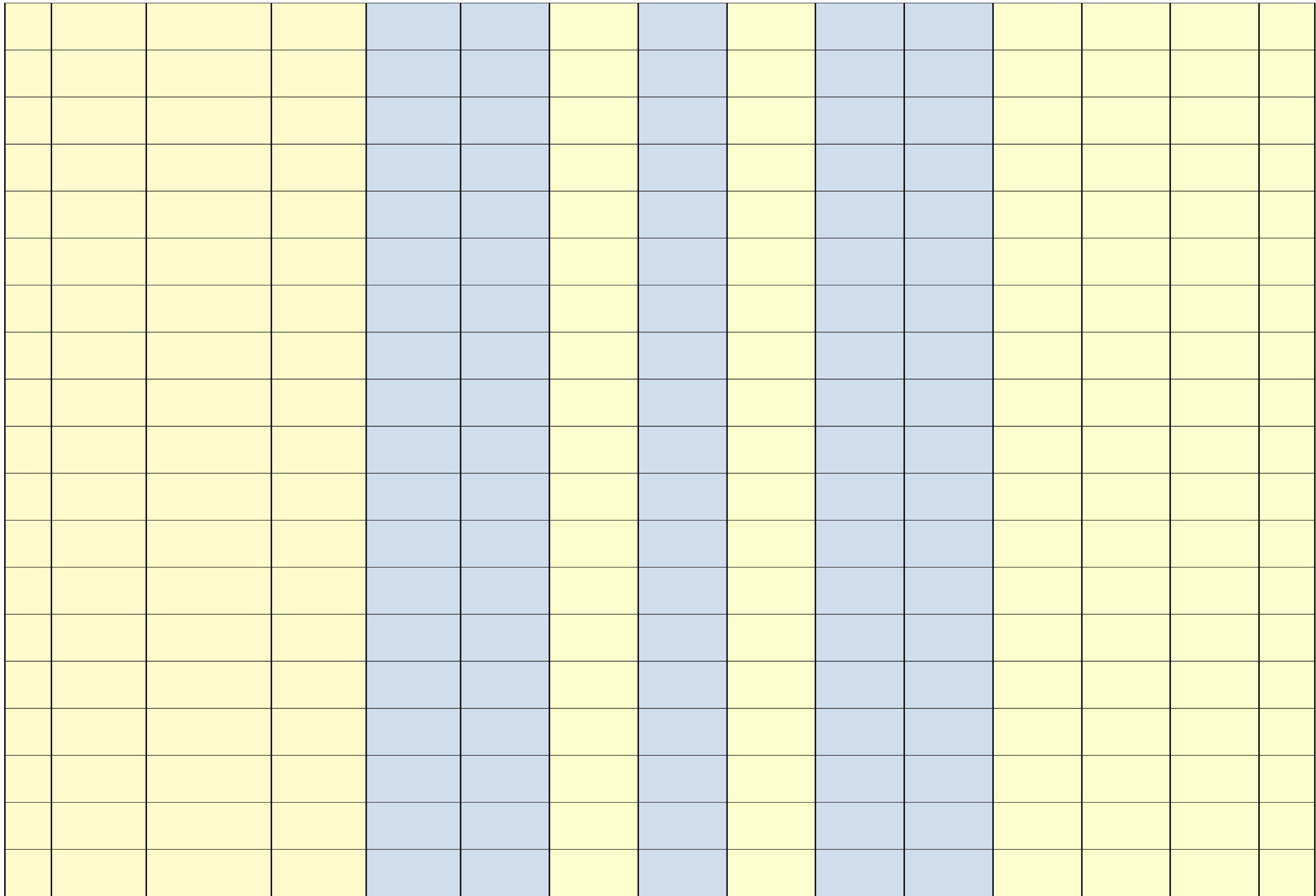
Yes	Yes	Yes	Yes	Yes	Yes	Yes	Yes	Yes	Yes	Yes	Yes	Yes	Yes
-----	-----	-----	-----	-----	-----	-----	-----	-----	-----	-----	-----	-----	-----

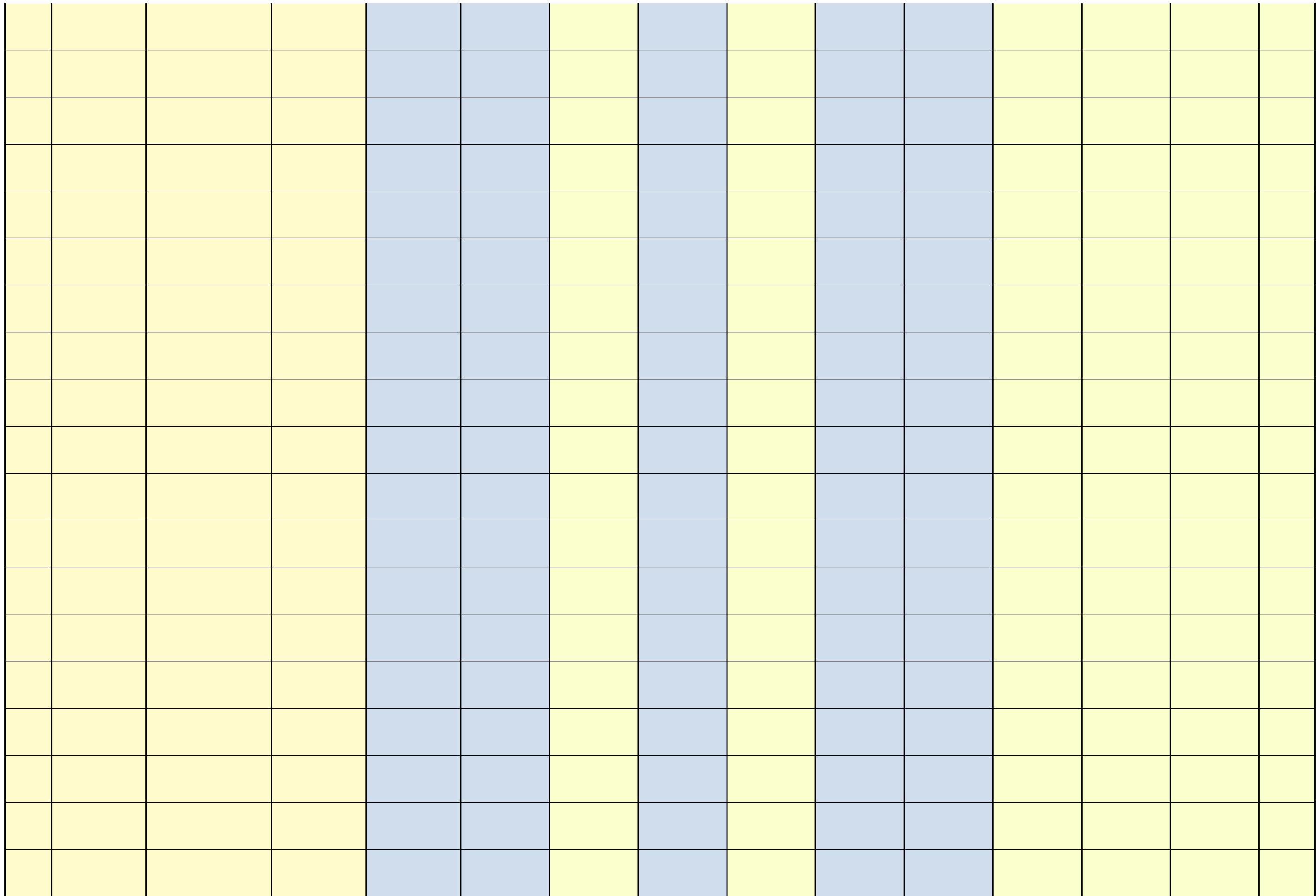
Sheet complete

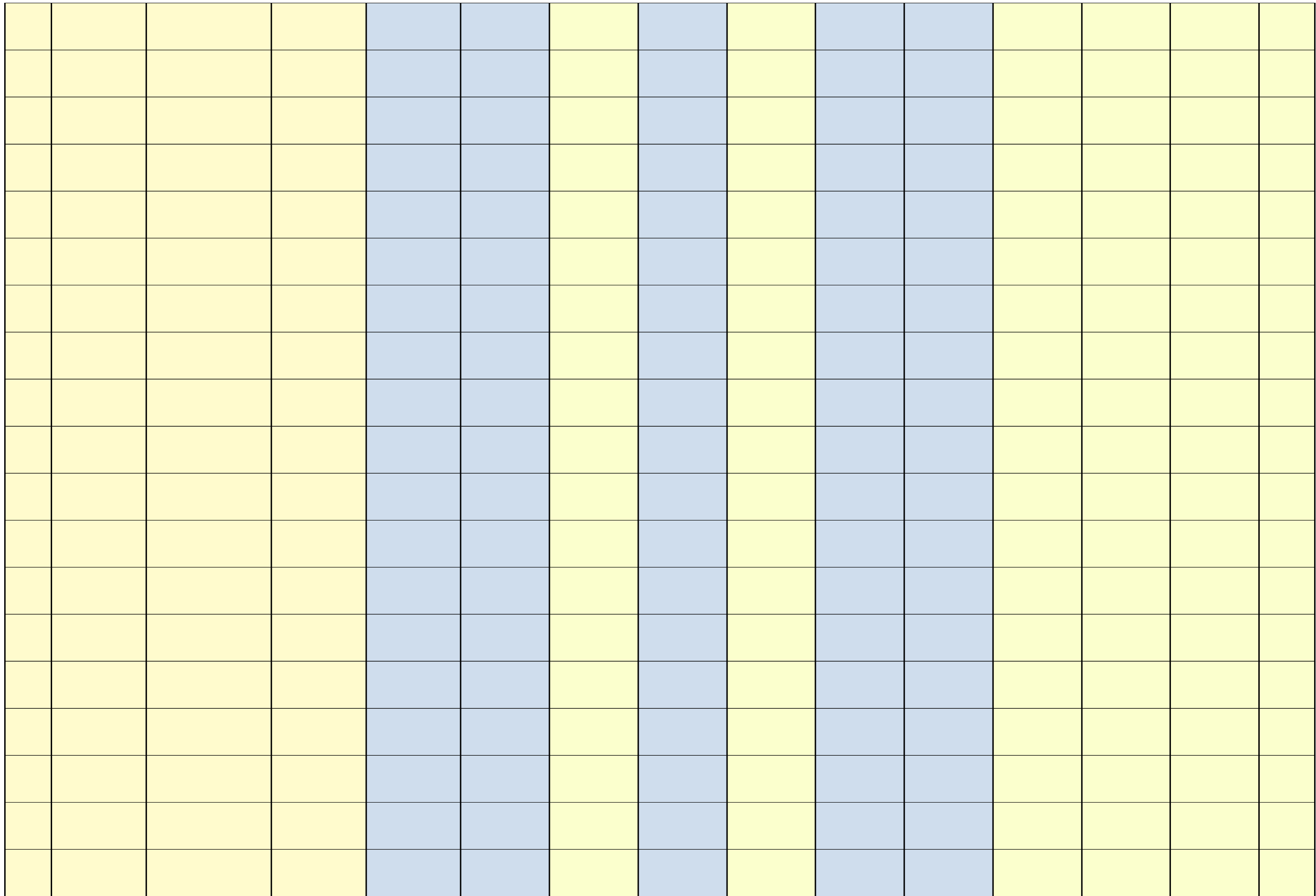
Scheme ID	Scheme Name	Brief Description of Scheme	Scheme Type	Sub Types	Please specify if 'Scheme Type' is 'Other'	Planned Expenditure						Expenditure (£)	New/ Existing Scheme	
						Area of Spend	Please specify if 'Area of Spend' is 'other'	Commissioner	% NHS (if Joint Commissioner)	% LA (if Joint Commissioner)	Provider			Source of Funding
1	Reablement	Reablement Team	Reablement in a persons own home	Reablement to support discharge - step down		Social Care		LA			Local Authority	Minimum CCG Contribution	£2,349,289	Existing
2	Community Health Team (Social Care)	Community Health Team - Social Care elements	Integrated Care Planning and Navigation	Care navigation and planning		Social Care		LA			Local Authority	Minimum CCG Contribution	£1,300,378	Existing
3	7 day hospital social work team	hospital social work team	High Impact Change Model for Managing	Multi-Disciplinary/Multi-Agency Discharge		Social Care		LA			Local Authority	Minimum CCG Contribution	£1,665,152	Existing
4	Brokerage service - support for hospital discharge	Brokerage service - support for hospital discharge	Integrated Care Planning and Navigation	Assessment teams/joint assessment		Social Care		LA			Local Authority	Minimum CCG Contribution	£110,778	Existing
5	Community Equipment Service	Council contribution to Medequip contract	Assistive Technologies and Equipment	Community based equipment		Social Care		LA			Private Sector	Additional LA Contribution	£454,100	Existing
6	Community Equipment Service	CCG contribution to Medequip contract	Assistive Technologies and Equipment	Community based equipment		Social Care		LA			Private Sector	Additional CCG Contribution	£322,000	Existing
7	Community Equipment Service	CCG & LBTH contribution to Medequip, Telecare,	Assistive Technologies and Equipment	Community based equipment		Social Care		LA			Local Authority	Minimum CCG Contribution	£1,407,900	Existing

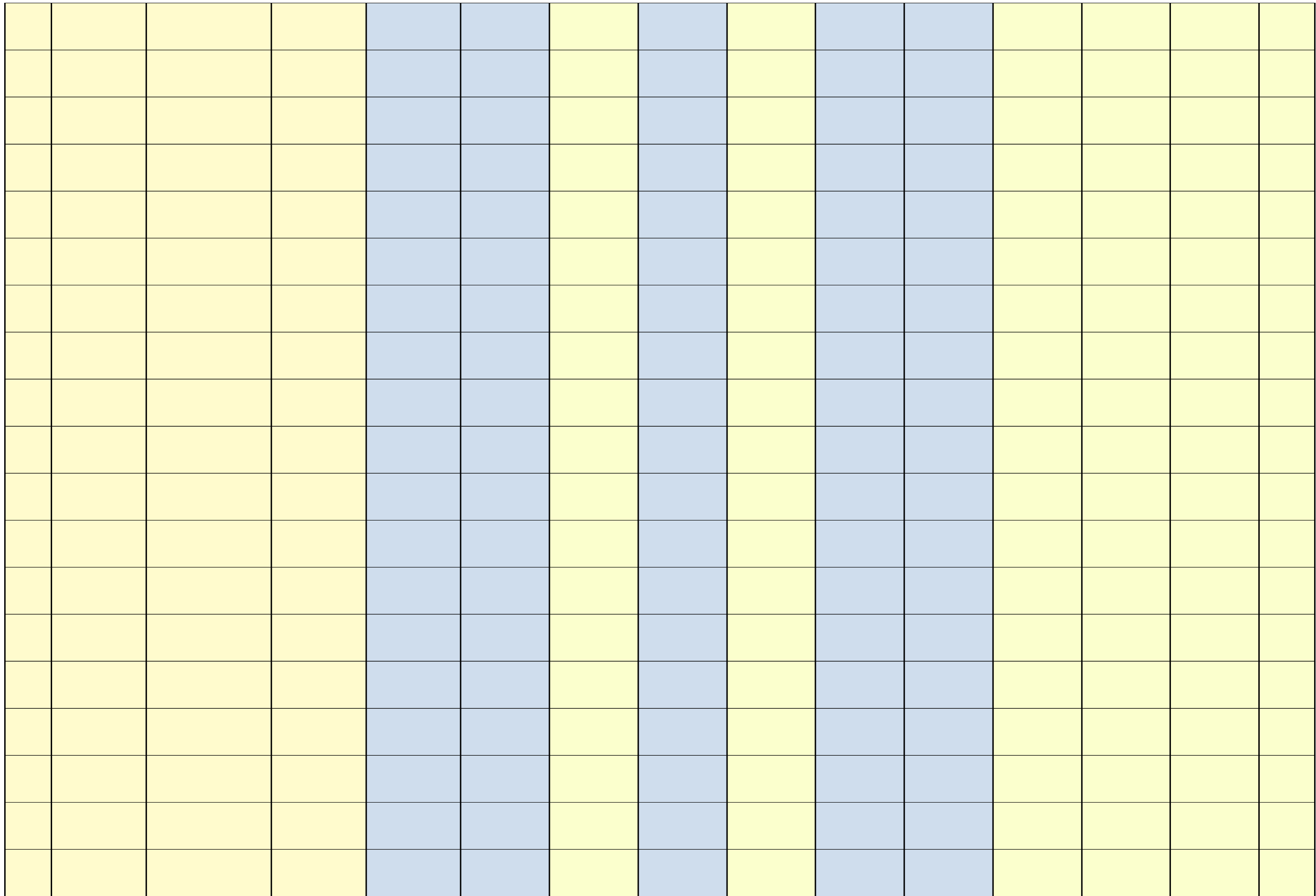
8	Carers support	Support for carers	Carers Services	Respite services		Social Care		LA			Charity / Voluntary Sector	Minimum CCG Contribution	£662,000	Existing
9	Local Authority Support for Health and Social Care	Coordination support for integration of health and social care	Enablers for Integration	Programme management		Social Care		LA			Local Authority	Minimum CCG Contribution	£242,253	Existing
10	Dementia Diagnosis and Community	Outreach service for the diagnosis of dementia in the community	Community Based Schemes	Integrated neighbourhood services		Social Care		LA			Charity / Voluntary Sector	Minimum CCG Contribution	£79,800	Existing
11	Social Work Support for the Memory Clinic	Social worker input to the memory clinic	Community Based Schemes	Integrated neighbourhood services		Social Care		LA			Local Authority	Minimum CCG Contribution	£57,028	Existing
12	LinkAge Plus - CCG contribution	community contract	Prevention / Early Intervention	Social Prescribing		Social Care		LA			Charity / Voluntary Sector	Minimum CCG Contribution	£325,000	Existing
13	LinkAge Plus - LBTH contribution	community contract	Prevention / Early Intervention	Social Prescribing		Social Care		LA			Charity / Voluntary Sector	Additional LA Contribution	£320,739	Existing
14	Adult Learning Disability Services	shared lives, developing capacity, lead on hospital admissions &	Community Based Schemes	Multidisciplinary teams that are supporting		Social Care		LA			Local Authority	Minimum CCG Contribution	£253,521	New
15	Initial Assessment Service	Support for Hospital Discharge and safeguarding	High Impact Change Model for Managing	Early Discharge Planning		Social Care		LA			NHS Mental Health Provider	Minimum CCG Contribution	£122,033	New
16	AMHP Service	Support for hospital discharge	High Impact Change Model for Managing	Early Discharge Planning		Social Care		LA			NHS Mental Health Provider	Minimum CCG Contribution	£66,327	New
17	Practice Development - OT Joint Practice Lead	Occupational Therapy lead post	Integrated Care Planning and Navigation	Assessment teams/joint assessment		Social Care		LA			Local Authority	Minimum CCG Contribution	£30,000	New
18	Locality Development Fund	CCG and council contribution to schemes supporting integration at	Community Based Schemes	Integrated neighbourhood services		Social Care		LA			Local Authority	Minimum CCG Contribution	£413,077	New
19	Locality Development Fund	CCG and council contribution to schemes supporting integration at	Community Based Schemes	Integrated neighbourhood services		Social Care		CCG			CCG	Minimum CCG Contribution	£555,410	New
20	Disabilities Fund Grant	DFG	DFG Related Schemes	Adaptations, including statutory DFG		Social Care		LA			Local Authority	DFG	£2,320,693	Existing
21	iBCF	iBCF	Community Based Schemes	Integrated neighbourhood services		Social Care		LA			Local Authority	iBCF	£16,316,044	Existing
22	Out of Borough Social Worker	Social Worker post based in acute hospital to support out of	High Impact Change Model for Managing	Multi-Disciplinary/Multi-Agency Discharge		Social Care		LA			Local Authority	Additional CCG Contribution	£61,200	Existing
23	Age UK Last Years of Life	Age UK input to acute hospital supporting discharge pathway	High Impact Change Model for Managing	Multi-Disciplinary/Multi-Agency Discharge		Community Health		CCG			CCG	Additional CCG Contribution	£93,641	Existing
24	Extended Primary Care Team	community health services	Integrated Care Planning and Navigation	Assessment teams/joint assessment		Community Health		CCG			NHS Community Provider	Minimum CCG Contribution	£9,414,434	Existing
25	Extended Primary Care Team	community health services	Integrated Care Planning and Navigation	Care navigation and planning		Community Health		CCG			NHS Community Provider	Additional CCG Contribution	£4,770,354	Existing
26	Integrated Clinical and Commissioning	primary care based schemes delivered via an incentive scheme to	Integrated Care Planning and Navigation	Care navigation and planning		Primary Care		CCG			CCG	Minimum CCG Contribution	£1,382,624	Existing

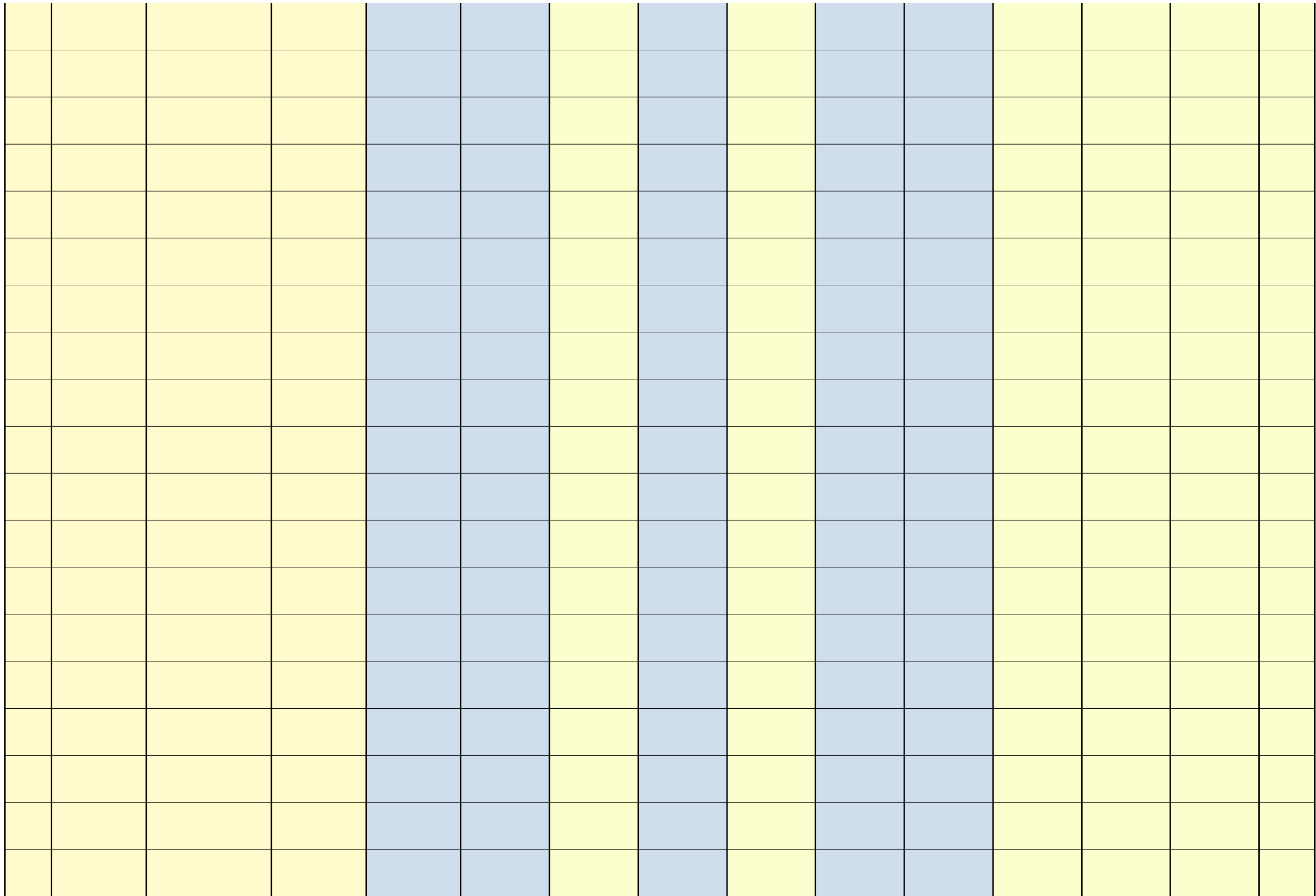


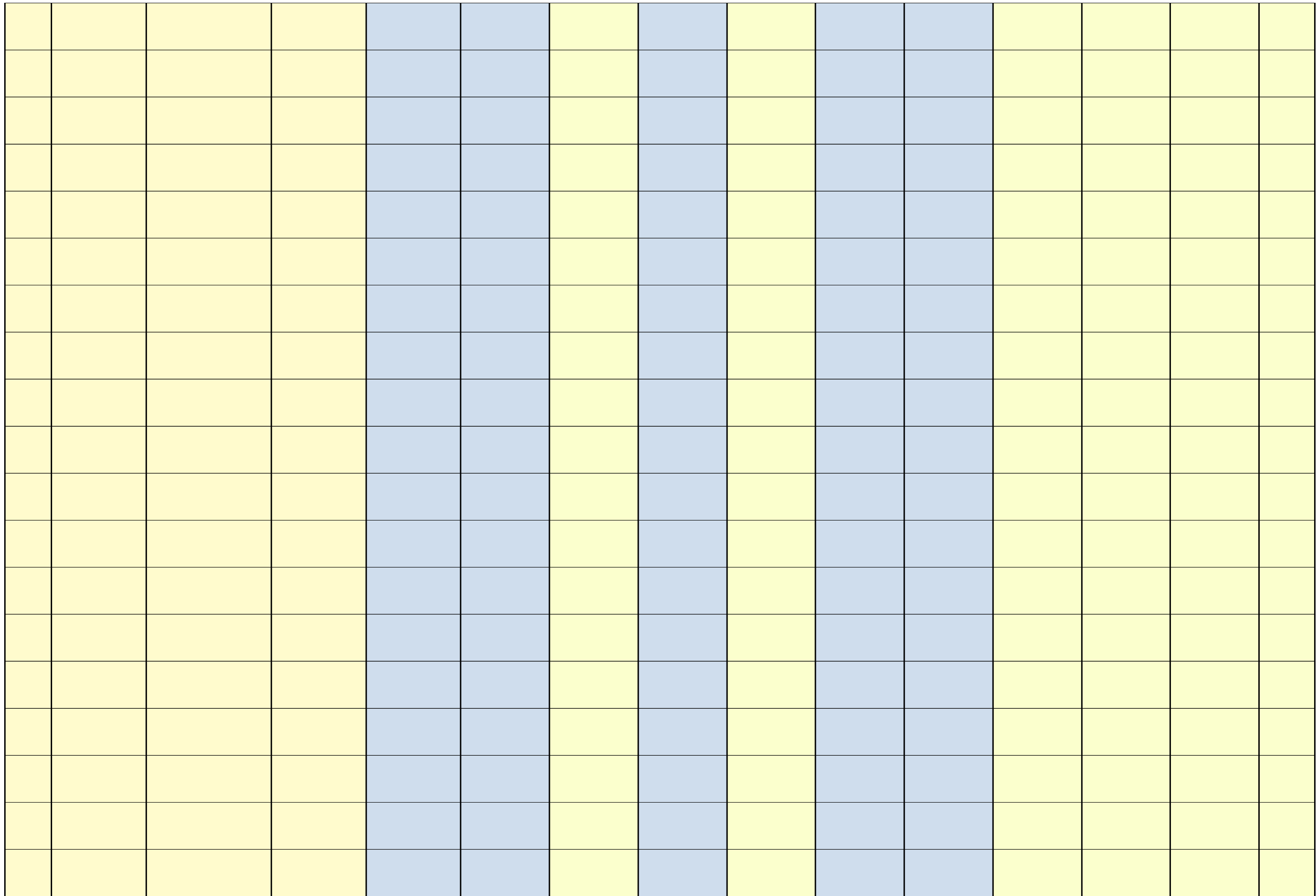


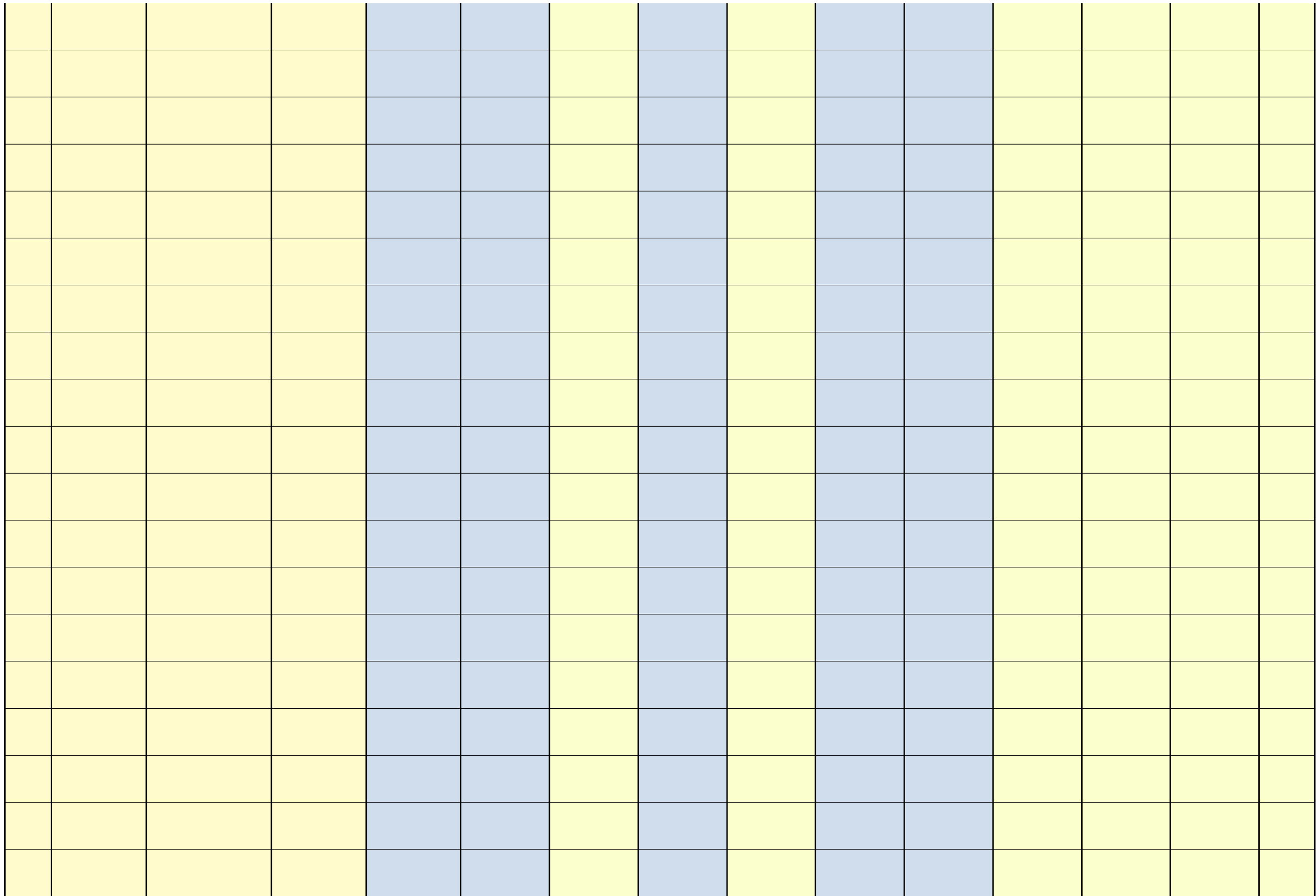


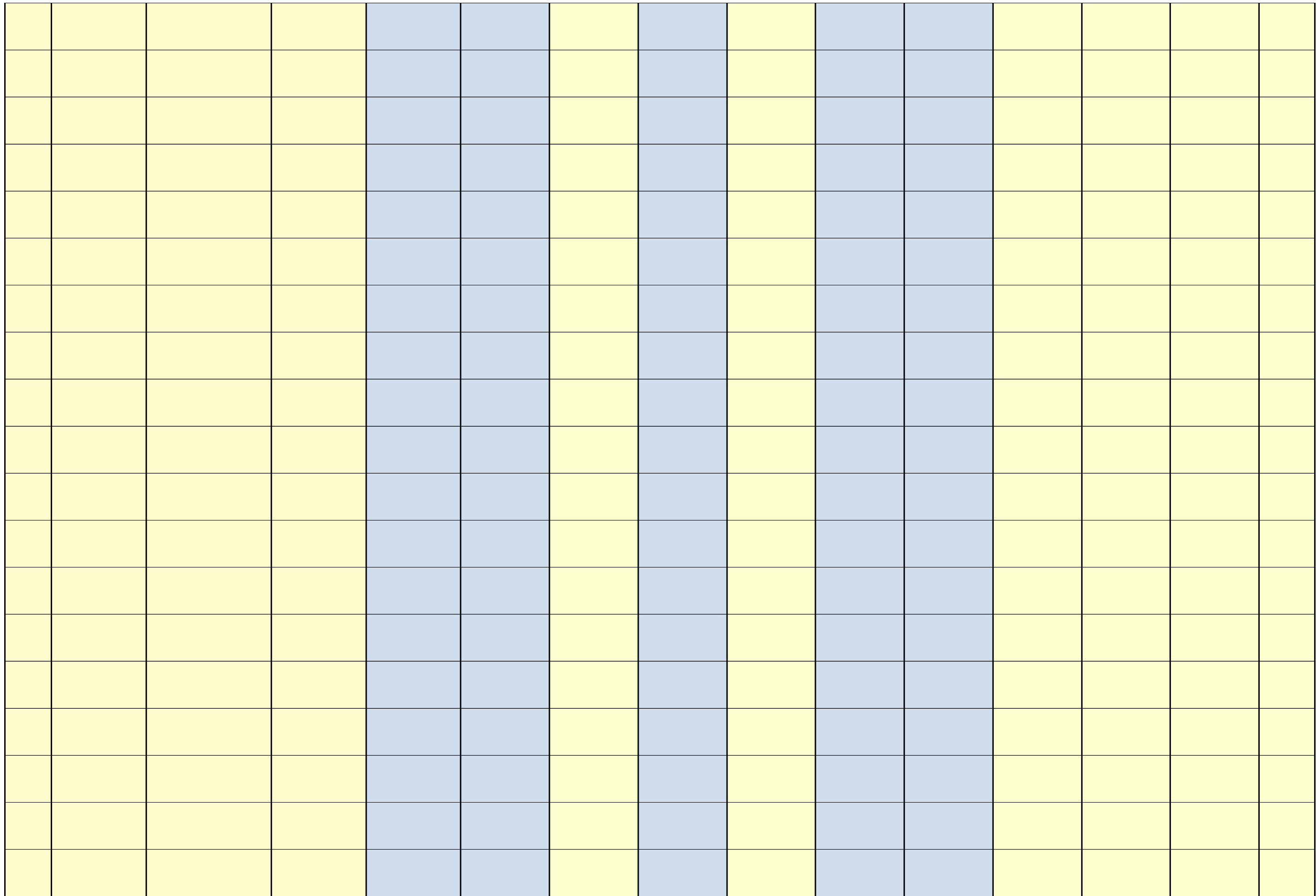


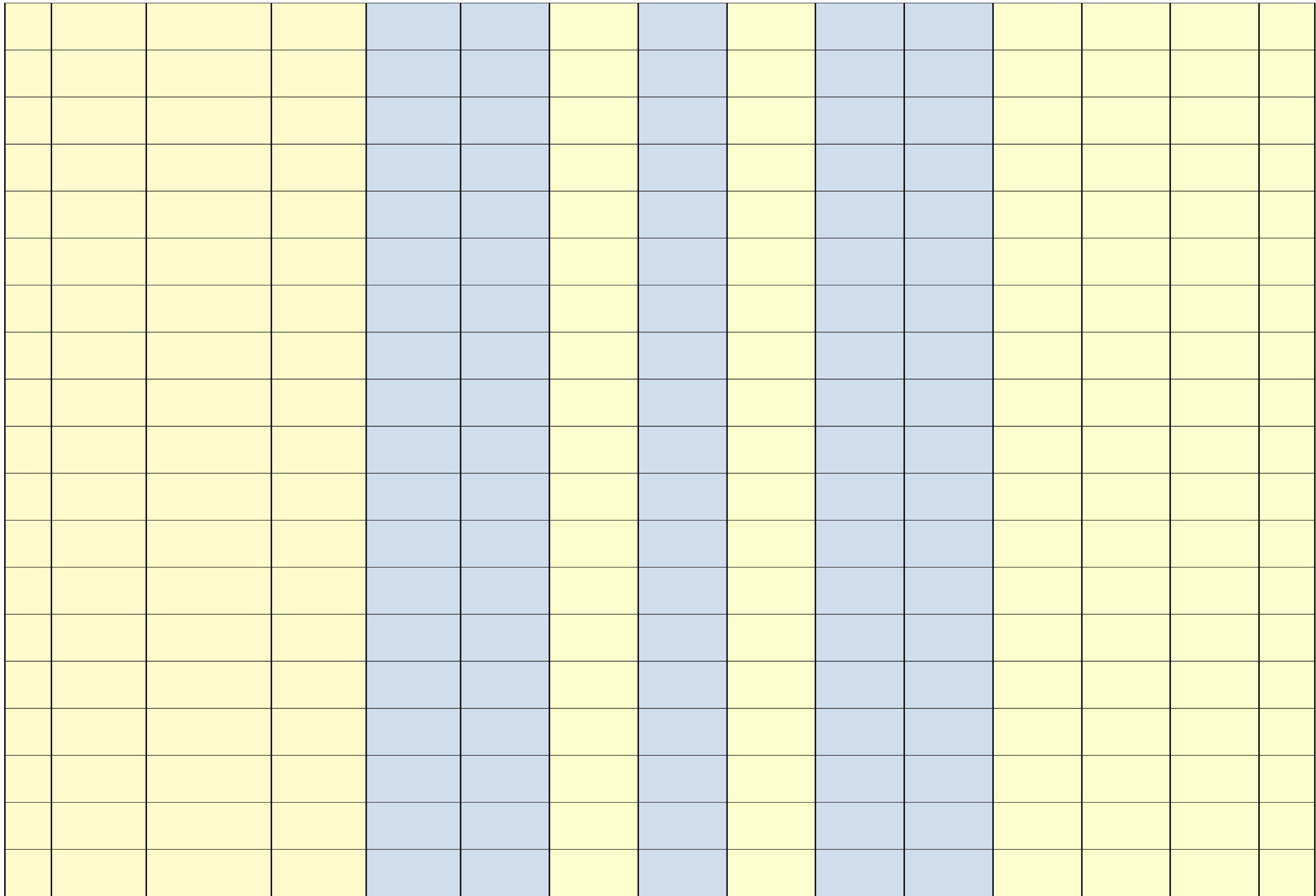












2021-22 Revised Scheme types

Number	Scheme type/ services
1	Assistive Technologies and Equipment
2	Care Act Implementation Related Duties
3	Carers Services
4	Community Based Schemes
5	DFG Related Schemes

6	Enablers for Integration
7	High Impact Change Model for Managing Transfer of Care
8	Home Care or Domiciliary Care
9	Housing Related Schemes

10	Integrated Care Planning and Navigation
11	Bed based intermediate Care Services
12	Reablement in a persons own home
13	Personalised Budgeting and Commissioning
14	Personalised Care at Home

15	Prevention / Early Intervention
16	Residential Placements
17	Other

Sub type
<ol style="list-style-type: none">1. Telecare2. Wellness services3. Digital participation services4. Community based equipment5. Other
<ol style="list-style-type: none">1. Carer advice and support2. Independent Mental Health Advocacy3. Other
<ol style="list-style-type: none">1. Respite services2. Other
<ol style="list-style-type: none">1. Integrated neighbourhood services2. Multidisciplinary teams that are supporting independence, such as anticipatory care3. Low level support for simple hospital discharges (Discharge to Assess pathway 0)4. Other
<ol style="list-style-type: none">1. Adaptations, including statutory DFG grants2. Discretionary use of DFG - including small adaptations3. Handyperson services4. Other

1. Data Integration
2. System IT Interoperability
3. Programme management
4. Research and evaluation
5. Workforce development
6. Community asset mapping
7. New governance arrangements
8. Voluntary Sector Business Development
9. Employment services
10. Joint commissioning infrastructure
11. Integrated models of provision
12. Other

1. Early Discharge Planning
2. Monitoring and responding to system demand and capacity
3. Multi-Disciplinary/Multi-Agency Discharge Teams supporting discharge
4. Home First/Discharge to Assess - process support/core costs
5. Flexible working patterns (including 7 day working)
6. Trusted Assessment
7. Engagement and Choice
8. Improved discharge to Care Homes
9. Housing and related services
10. Red Bag scheme
11. Other

1. Domiciliary care packages
2. Domiciliary care to support hospital discharge (Discharge to Assess pathway 1)
3. Domiciliary care workforce development
4. Other

1. Care navigation and planning
2. Assessment teams/joint assessment
3. Support for implementation of anticipatory care
4. Other

1. Step down (discharge to assess pathway-2)
2. Step up
3. Rapid/Crisis Response
4. Other

1. Preventing admissions to acute setting
2. Reablement to support discharge -step down (Discharge to Assess pathway 1)
3. Rapid/Crisis Response - step up (2 hr response)
4. Reablement service accepting community and discharge referrals
5. Other

1. Mental health /wellbeing
2. Physical health/wellbeing
3. Other

1. Social Prescribing
2. Risk Stratification
3. Choice Policy
4. Other

1. Supported living
2. Supported accommodation
3. Learning disability
4. Extra care
5. Care home
6. Nursing home
7. Discharge from hospital (with reablement) to long term residential care (Discharge to Assess Pathway 3)
8. Other

Description
<p>Using technology in care processes to supportive self-management, maintenance of independence and more efficient and effective delivery of care. (eg. Telecare, Wellness services, Community based equipment, Digital participation services).</p>
<p>Funding planned towards the implementation of Care Act related duties. The specific scheme sub types reflect specific duties that are funded via the CCG minimum contribution to the BCF.</p>
<p>Supporting people to sustain their role as carers and reduce the likelihood of crisis.</p> <p>This might include respite care/carers breaks, information, assessment, emotional and physical support, training, access to services to support wellbeing and improve independence.</p>
<p>Schemes that are based in the community and constitute a range of cross sector practitioners delivering collaborative services in the community typically at a neighbourhood/PCN level (eg: Integrated Neighbourhood Teams)</p> <p>Reablement services should be recorded under the specific scheme type 'Reablement in a person's own home'</p>
<p>The DFG is a means-tested capital grant to help meet the costs of adapting a property; supporting people to stay independent in their own homes.</p> <p>The grant can also be used to fund discretionary, capital spend to support people to remain independent in their own homes under a Regulatory Reform Order, if a published policy on doing so is in place. Schemes using this flexibility can be recorded under 'discretionary use of DFG' or 'handyperson services' as appropriate</p>

Schemes that build and develop the enabling foundations of health, social care and housing integration, encompassing a wide range of potential areas including technology, workforce, market development (Voluntary Sector Business Development: Funding the business development and preparedness of local voluntary sector into provider Alliances/ Collaboratives) and programme management related schemes.

Joint commissioning infrastructure includes any personnel or teams that enable joint commissioning. Schemes could be focused on Data Integration, System IT Interoperability, Programme management, Research and evaluation, Supporting the Care Market, Workforce development, Community asset mapping, New governance arrangements, Voluntary Sector Development, Employment services, Joint commissioning infrastructure amongst others.

The eight changes or approaches identified as having a high impact on supporting timely and effective discharge through joint working across the social and health system. The Hospital to Home Transfer Protocol or the 'Red Bag' scheme, while not in the HICM, is included in this section.

A range of services that aim to help people live in their own homes through the provision of domiciliary care including personal care, domestic tasks, shopping, home maintenance and social activities. Home care can link with other services in the community, such as supported housing, community health services and voluntary sector services.

This covers expenditure on housing and housing-related services other than adaptations; eg: supported housing units.

Care navigation services help people find their way to appropriate services and support and consequently support self-management. Also, the assistance offered to people in navigating through the complex health and social care systems (across primary care, community and voluntary services and social care) to overcome barriers in accessing the most appropriate care and support. Multi-agency teams typically provide these services which can be online or face to face care navigators for frail elderly, or dementia navigators etc. This includes approaches such as Anticipatory Care, which aims to provide holistic, co-ordinated care for complex individuals.

Integrated care planning constitutes a co-ordinated, person centred and proactive case management approach to conduct joint assessments of care needs and develop integrated care plans typically carried out by professionals as part of a multi-disciplinary, multi-agency teams.

Note: For Multi-Disciplinary Discharge Teams related specifically to discharge, please select HICM as scheme type and the relevant sub-type. Where the planned unit of care delivery and funding is in the form of Integrated care packages and needs to be expressed in such a manner, please select the appropriate sub-type alongside.

Short-term intervention to preserve the independence of people who might otherwise face unnecessarily prolonged hospital stays or avoidable admission to hospital or residential care. The care is person-centred and often delivered by a combination of professional groups. Four service models of intermediate care are: bed-based intermediate care, crisis or rapid response (including falls), home-based intermediate care, and reablement or rehabilitation. Home-based intermediate care is covered in Scheme-A and the other three models are available on the sub-types.

Provides support in your own home to improve your confidence and ability to live as independently as possible

Various person centred approaches to commissioning and budgeting, including direct payments.

Schemes specifically designed to ensure that a person can continue to live at home, through the provision of health related support at home often complemented with support for home care needs or mental health needs. This could include promoting self-management/expert patient, establishment of 'home ward' for intensive period or to deliver support over the longer term to maintain independence or offer end of life care for people. Intermediate care services provide shorter term support and care interventions as opposed to the ongoing support provided in this scheme type.

Services or schemes where the population or identified high-risk groups are empowered and activated to live well in the holistic sense thereby helping prevent people from entering the care system in the first place. These are essentially upstream prevention initiatives to promote independence and well being.

Residential placements provide accommodation for people with learning or physical disabilities, mental health difficulties or with sight or hearing loss, who need more intensive or specialised support than can be provided at home.

Where the scheme is not adequately represented by the above scheme types, please outline the objectives and services planned for the scheme in a short description in the comments column.

Better Care Fund 2021-22 Template

6. Metrics

Selected Health and Wellbeing Board:

Tower Hamlets

8.1 Avoidable admissions

	19-20 Actual	20-21 Actual	21-22 Plan	Overview Narrative	
Unplanned hospitalisation for chronic ambulatory care sensitive conditions (NHS Outcome Framework indicator 2.3i)	Available from NHS Digital (link below) at local authority level. Please use as guideline only	251.3	239.4	Methodology to 2021-22 plan: To develop the 2021-22 plan, we took the average reduction from 2018-19 to 2019-20 across Tower Hamlets and applied this to 2021-22. We have not used 2020-21 as a baseline year as we saw a significant reduction in non-elective admissions and A&E in our dataset, but this	Please set out the overall plan in the HWB area for reducing rates of unplanned hospitalisation for chronic ambulatory sensitive conditions, including any assessment of how the schemes and enabling activity for Health and Social Care Integration are expected to impact on the metric.
	>> link to NHS Digital webpage				

8.2 Length of Stay

		21-22 Q3 Plan	21-22 Q4 Plan	Comments	
Percentage of in patients, resident in the HWB, who have been an inpatient in an acute hospital for: i) 14 days or more ii) 21 days or more As a percentage of all inpatients (SUS data - available on the Better Care Exchange)	Proportion of inpatients resident for 14 days or more	8.0%	8.1%	Methodology to 2021-22 plan: -14 days or more – We took the national data for LoS and used the forecast provided by the BCF national team. By Q4 we are expecting 14 days to be at 8.1%. This is a stretch compared to 2020-21 which was at 8.6% and a stretch against baseline year 2019-20 which was at 8.5% by Q4. Our trajectory is lower than the national average of 12.6% in 2019-20 and 11.8% in 2020-21, and lower than the London average which was at 12.1% in 2019/20	Please set out the overall plan in the HWB area for reducing the percentage of hospital inpatients with a long length of stay (14 days or over and 21 days and over) including a rationale for the ambitions that sets out how these have been reached in partnership with local hospital trusts, and an assessment of how the schemes and enabling activity in the BCF are expected to impact on the metric. See the main planning requirements document for more information.
	Proportion of inpatients resident for 21 days or more	4.4%	4.4%		

8.3 Discharge to normal place of residence

	21-22 Plan	Comments	
Percentage of people, resident in the HWB, who are discharged from acute hospital to their normal place of residence (SUS data - available on the Better Care Exchange)	96.5%	Methodology to 2021-22 plan: We used the national data and the forecast provided for the 2021-22 plan (sep-21 to mar-22) by the national BCF team which shows our forecasted performance as 96.5%. This is higher compared to the same period in 2019-20 and 2020-21. In 2019-20 the average discharge to normal	Please set out the overall plan in the HWB area for improving the percentage of people who return to their normal place of residence on discharge from acute hospital, including a rationale for how the ambition was reached and an assessment of how the schemes and enabling activity in the BCF are expected to impact on the metric. See the main planning requirements document for more information.

8.4 Residential Admissions

		19-20 Plan	19-20 Actual	20-21 Actual	21-22 Plan	Comments
Long-term support needs of older people (age 65 and over) met by admission to residential and nursing care homes, per 100,000 population	Annual Rate	480	460	317	350	The target rate was exceeded in 20/21 for permanent admissions. A rate of 316.9 was achieved. This year we have set our target rate at 350. We are currently within the target performance range though winter pressures may impact. Hospital occupancy rates remain very high so there are significant pressures on bed spaces and an
	Numerator	98	96	69	79	
	Denominator	20,354	20,859	21,771	22,590	

Please set out the overall plan in the HWB area for reducing rates of admission to residential and nursing homes for people over the age of 65, including any assessment of how the schemes and enabling activity for Health and Social Care Integration are expected to impact on the metric.

Long-term support needs of older people (age 65 and over) met by admission to residential and nursing care homes, per 100,000 population (aged 65+) population projections are based on a calendar year using the 2018 based Sub-National Population Projections for Local Authorities in England:

<https://www.ons.gov.uk/releases/subnationalpopulationprojectionsforengland2018based>

8.5 Reablement

		19-20 Plan	19-20 Actual
Proportion of older people (65 and over) who were still at home 91 days after discharge from hospital into reablement / rehabilitation services	Annual (%)	83.1%	67.6%
	Numerator	108	69
	Denominator	130	102

21-22 Plan	Comments
77.2%	Note that in 2020-21 our reported performance on this metric was 74% (184/248). Usually, only a small number of people are discharged to reablement each month so the numbers fluctuate. In the year to date (1/4/21 to 31/10/21) there are reported to be 202 discharges to reablement and in 156 reported instances, the person
267	
346	

Please set out the overall plan in the HWB area for increasing the proportion of older people who are still at home 91 days after discharge from hospital into reablement/rehabilitation, including any assessment of how the schemes and enabling activity for Health and Social Care Integration are expected to impact on the metric.

Please note that due to the splitting of Northamptonshire, information from previous years will not reflect the present geographies. As such, all pre-populated figures above for Northamptonshire have been combined.

For North Northamptonshire HWB and West Northamptonshire HWB, please comment on individual HWBs rather than Northamptonshire as a whole.

Better Care Fund 2021-22 Template

7. Confirmation of Planning Requirements

Selected Health and Wellbeing Board:

Tower Hamlets

Theme	Code	Planning Requirement	Key considerations for meeting the planning requirement These are the Key Lines of Enquiry (KLOEs) underpinning the Planning Requirements (PR)	Confirmed through	Please confirm whether your BCF plan meets the Planning Requirement?	Please note any supporting documents referred to and relevant page numbers to assist the assurers	Where the Planning requirement is not met, please note the actions in place towards meeting the requirement	Where the Planning requirement is not met, please note the anticipated timeframe for meeting it
NC1: Jointly agreed plan	PR1	A jointly developed and agreed plan that all parties sign up to	<p>Has a plan; jointly developed and agreed between CCG(s) and LA; been submitted?</p> <p>Has the HWB approved the plan/delegated approval pending its next meeting?</p> <p>Have local partners, including providers, VCS representatives and local authority service leads (including housing and DFG leads) been involved in the development of the plan?</p> <p>Where the narrative section of the plan has been agreed across more than one HWB, have individual income, expenditure and metric sections of the plan been submitted for each HWB concerned?</p>	<p>Cover sheet</p> <p>Cover sheet</p> <p>Narrative plan</p> <p>Validation of submitted plans</p>	Yes			
	PR2	A clear narrative for the integration of health and social care	<p>Is there a narrative plan for the HWB that describes the approach to delivering integrated health and social care that describes:</p> <ul style="list-style-type: none"> • How the area will continue to implement a joined-up approach to integrated, person-centred services across health, care, housing and wider public services locally. • The approach to collaborative commissioning • The overarching approach to support people to remain independent at home, and how BCF funding will be used to support this. • How the plan will contribute to reducing health inequalities and inequalities for people with protected characteristics? This should include <ul style="list-style-type: none"> - How equality impacts of the local BCF plan have been considered, - Changes to local priorities related to health inequality and equality, including as a result of the COVID 19 pandemic, and how activities in the BCF plan will address these 	Narrative plan assurance	Yes			
	PR3	A strategic, joined up plan for DFG spending	<p>Is there confirmation that use of DFG has been agreed with housing authorities?</p> <ul style="list-style-type: none"> • Does the narrative set out a strategic approach to using housing support, including use of DFG funding that supports independence at home? • In two tier areas, has: <ul style="list-style-type: none"> - Agreement been reached on the amount of DFG funding to be passed to district councils to cover statutory Disabled Facilities Grants? or - The funding been passed in its entirety to district councils? 	<p>Narrative plan</p> <p>Confirmation sheet</p>	Yes			
NC2: Social Care Maintenance	PR4	A demonstration of how the area will maintain the level of spending on social care services from the CCG minimum contribution to the fund in line with the uplift in the overall contribution	Does the total spend from the CCG minimum contribution on social care match or exceed the minimum required contribution (auto-validated on the planning template)?	Auto-validated on the planning template	Yes			
NC3: NHS commissioned Out of Hospital Services	PR5	Has the area committed to spend at equal to or above the minimum allocation for NHS commissioned out of hospital services from the CCG minimum BCF contribution?	Does the total spend from the CCG minimum contribution on non-acute, NHS commissioned care exceed the minimum ringfence (auto-validated on the planning template)?	Auto-validated on the planning template	Yes			
NC4: Plan for improving outcomes for people being discharged from hospital	PR6	Is there an agreed approach to support safe and timely discharge from hospital and continuing to embed a home first approach?	<ul style="list-style-type: none"> • Does the BCF plan demonstrate an agreed approach to commissioning services to support discharge and home first including: <ul style="list-style-type: none"> - support for safe and timely discharge, and - implementation of home first? • Does the expenditure plan detail how expenditure from BCF funding sources supports this approach through the financial year? • Is there confirmation that plans for discharge have been developed and agreed with Hospital Trusts? 	<p>Narrative plan assurance</p> <p>Expenditure tab</p> <p>Narrative plan</p>	Yes			

Agreed expenditure plan for all elements of the BCF	PR7	<p>Is there a confirmation that the components of the Better Care Fund pool that are earmarked for a purpose are being planned to be used for that purpose?</p>	<ul style="list-style-type: none"> • Do expenditure plans for each element of the BCF pool match the funding inputs? (auto-validated) • Is there confirmation that the use of grant funding is in line with the relevant grant conditions? (see paragraphs 32 – 43 of Planning Requirements) (tick-box) • Has funding for the following from the CCG contribution been identified for the area: <ul style="list-style-type: none"> - Implementation of Care Act duties? - Funding dedicated to carer-specific support? - Reablement? 	<p>Expenditure tab</p> <p>Expenditure plans and confirmation sheet</p> <p>Narrative plans and confirmation sheet</p>	Yes			
Metrics	PR8	<p>Does the plan set stretching metrics and are there clear and ambitious plans for delivering these?</p>	<ul style="list-style-type: none"> • Have stretching metrics been agreed locally for all BCF metrics? • Is there a clear narrative for each metric describing the approach locally to meeting the ambition set for that metric, including how BCF expenditure will support performance against each metric? • Are ambitions across hospital trusts and HWBs for reducing the proportion of inpatients that have been in hospital for 21 days aligned, and is this set out in the rationale? • Have hospital trusts and HWBs developed and agreed plans jointly for reducing the proportion of inpatients that have been in hospital for 14 days or more and 21 days or more? 	Metrics tab	Yes			