

Tower Hamlets Covid-19 Update

Update to Overview and Scrutiny Committee

25th January 2020



 KEEP TOWER HAMLETS SAFE

 MAYOR OF TOWER HAMLETS

 TOWER HAMLETS

 Covid is killing people in Tower Hamlets and the risk is high and rising

 Keep your loved ones safe

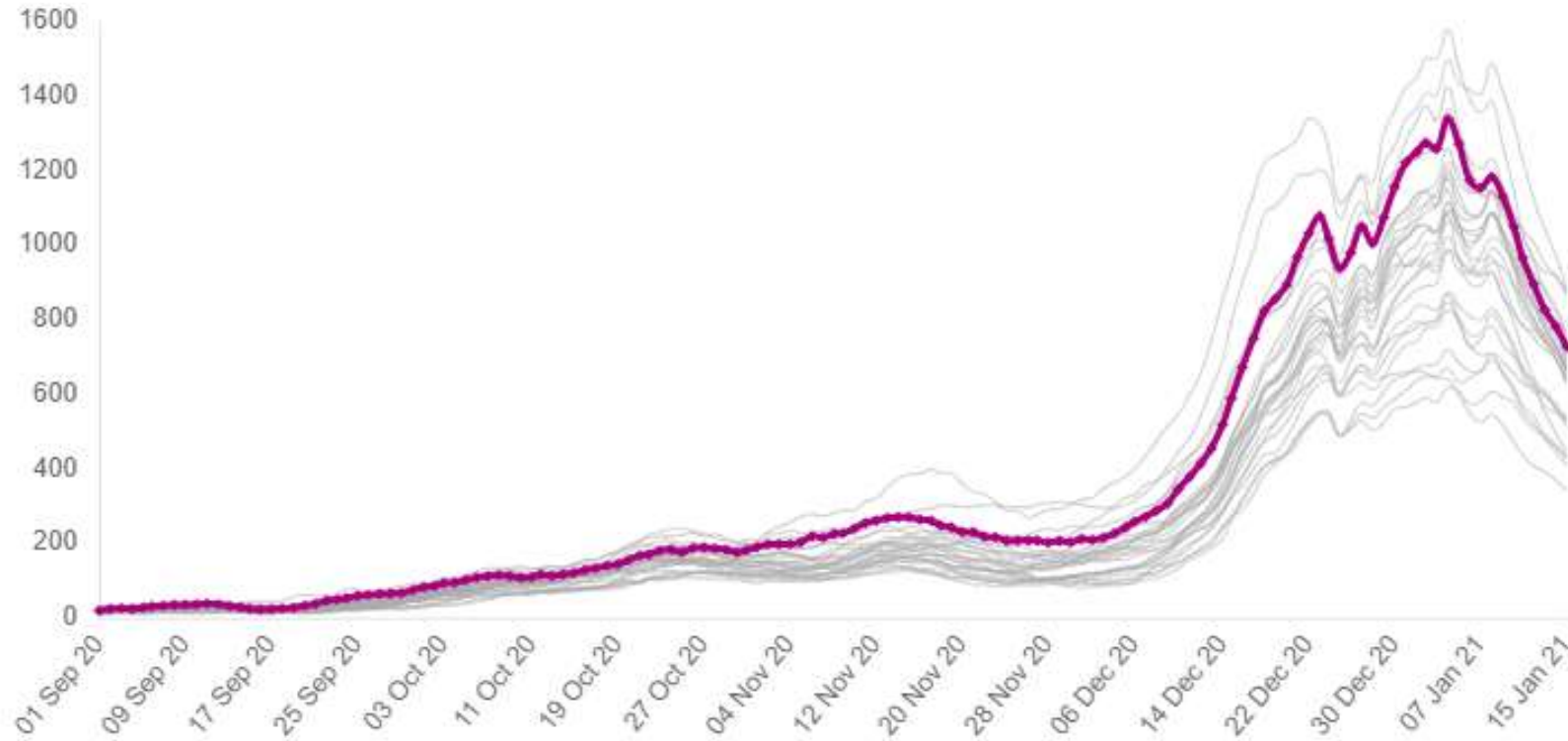
 Stay at home and don't socialise indoors with people outside your household



Trend



Tower Hamlets rolling weekly rates vs rest of London:



1,875 cases in past week

577/100,000 weekly case rate (24/1)

Highest rates now in 50-59

Poplar, Bromley by Bow, Shadwell, Whitechapel

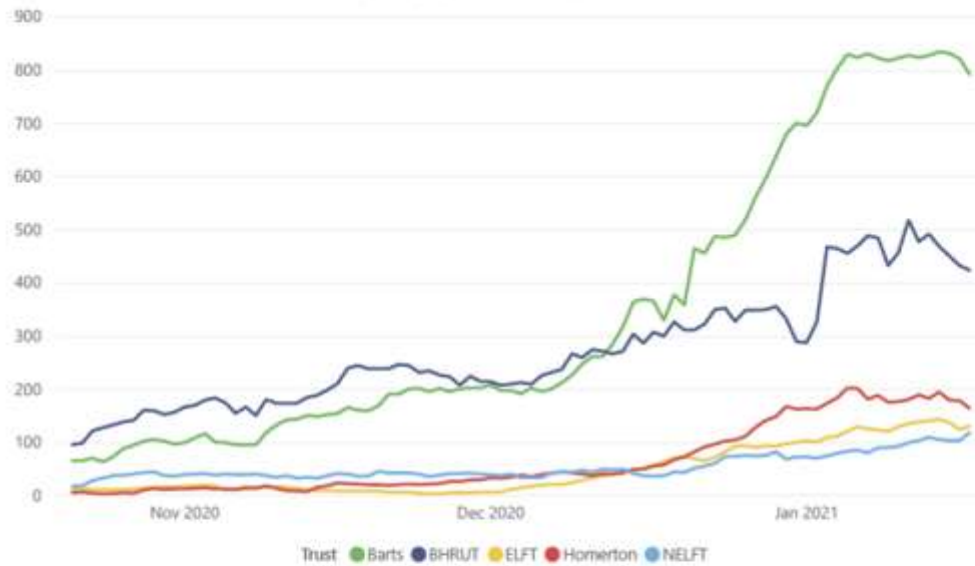
Ethnicity, deprivation and social housing trends persist

Source: PHE Covid-19 Situational Awareness Explorer. Data is for up to 3rd January. The latest data points may be subject to change due to lags in reporting and may not be shown on the chart.



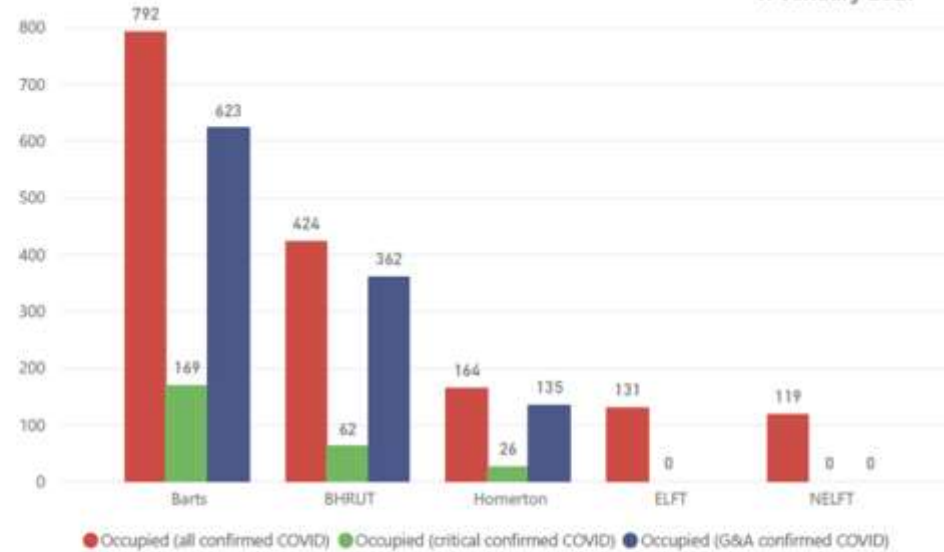
Hospital pressures

Bed occupancy by COVID-19 patients timeline



Current bed occupancy by COVID-19 patients

Latest date reported
17 January 2021



| Overall acute bed occupancy | Weekly Change | Weekly Change (%) |
|-----------------------------|---------------|-------------------|
| 45% | -2.0% | -4% |

| Critical care occupancy | Weekly Change | Weekly Change (%) |
|-------------------------|---------------|-------------------|
| 64% | 4.6% | 8% |

Hospital occupancy by COVID patients increases across NEL: Overall bed occupancy by COVID patients has decreased 4% over past 7 days across NEL and has increased by 8% in critical care. COVID-19 patients now occupy 45% of NEL G&A capacity and 64% of acute critical care capacity.

Priorities



- Vaccination programme
 - ~ 11,000 (80s, care homes, health and care workers) – around 75% are health and care workers
 - Strong evidence of inequalities in uptake from 80+ analysis
- Testing
 - Symptomatic – 18596 tests in past 14 days of which 3584 positive (27% of viable tests are positive)
 - Asymptomatic – 3601 tests of which 176 positive (around 5%)
- Test and trace
 - 89.3% of positives successfully completed
 - 93.2% followed up
- Self isolation
 - 300 payments in January so far (already double that of Dec)
 - Low call centre activity related to COVID currently
- Compliance
 - EH – 2688 observations and 5 breaches followed up by FPNs last week
 - Police – focus on house parties particularly in Air BNB leading to FPNs



Horizon



- Review of lockdown mid Feb
 - Numbers still likely to be high
 - Return to schools issue
- Daily Lateral Flow Testing in schools and other sites
- Variants
- Vaccination
 - Supply
 - Unknowns
 - 1st dose and Pfizer
 - Timescales of immunity
 - Local role in making vaccination programme work for our residents..



Vaccination – Jan to Feb



Relentless daily comms and engagement resulting in trust, confidence and desire to get vaccination and knowledge about process for getting vaccinated

