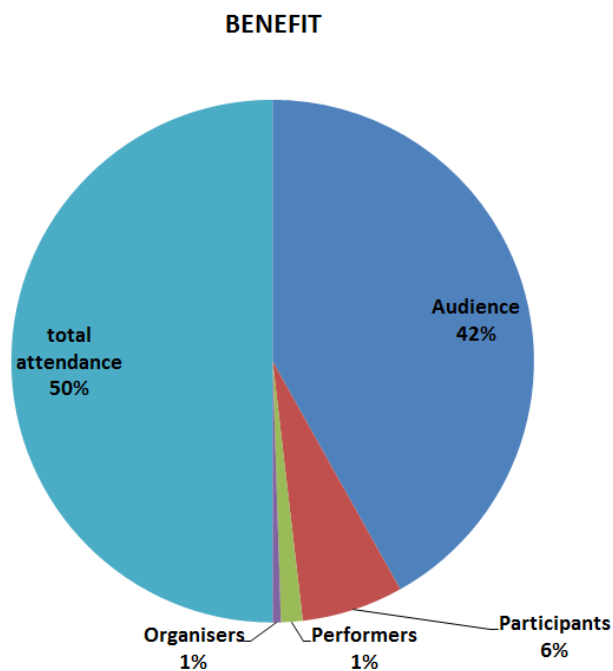


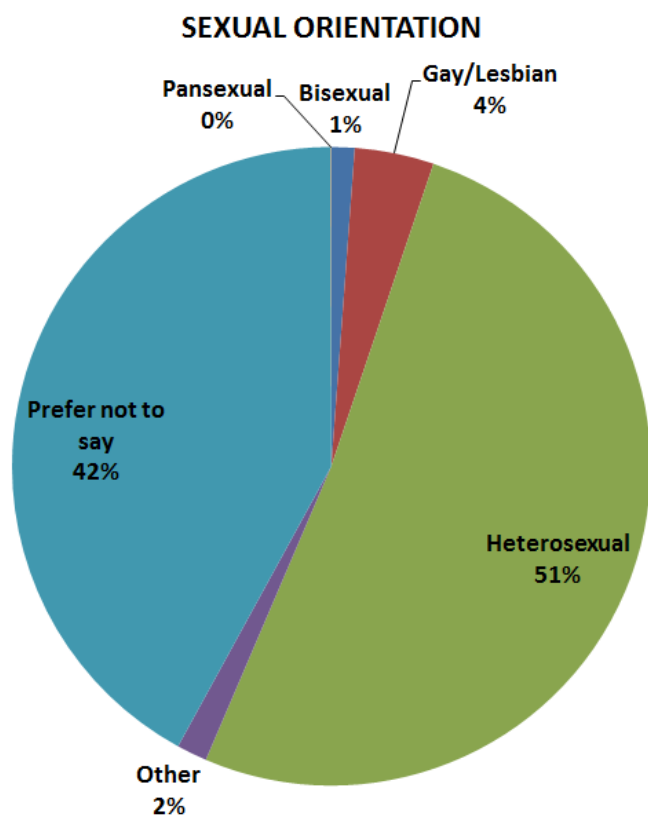
APPENDIX D: EQUALITIES DATA

THIS INFORMATION IS BASED ON INFORMATION RECEIVED FROM EVALUATIONS FROM A TOTAL OF 20,518 PEOPLE, AND 26 OUT OF 28 AWARDS.

Organisation	Benefit				
	Audience	Participants	Performers	Organisers	total attendance
Total	17184	2578	549	207	20518
Age UK East London	0	86	5	6	97
Artsadmin		31	1	3	35
Arts Feminism Queer	1797	45	96	22	1960
Bangla Noboborsho Udjapon Parishod	770	25	32	5	832
Mudchute Association	2880	52	56	12	3000
RadhaRaman	718	36	33	7	794
Saudha, Society of Poetry and Indian Music	460	80	26		566
Spitalfields City Farm	200	700	25	2	927
St Margaret's House	48		6	2	56
Stepney City Farm	3000	30	1	1	3032
Udichi Shilpi Gosthi	600	100	50	10	760
Alternative Arts	500	57	21	2	580
Auto Italia South East	416	58	12	5	491
Bubble Club	186	12	11	2	211
Fitzrovia Noir CIC	87	75	3	3	168
Grand Union Music Theatre Ltd		645	368	27	1050
Limehouse Community Forum	2370		30	10	2410
Mukul and Ghetto Tigers	84	36	20	6	146
Fern Street Settlement	0	180	0	4	184
Poplar HARCA			160	3	163
Rainbow Film Society	1,254		9	28	1291
Rich Mix		26	2	8	36
Saudha, Society Of Poetry and Indian Music	715	61	43	5	824
St Hilda's East Community Centre	127	320	9	39	495
St Margaret's House	27		1	2	30
Udichi Shilpi Gosthi	300	40	30	10	380

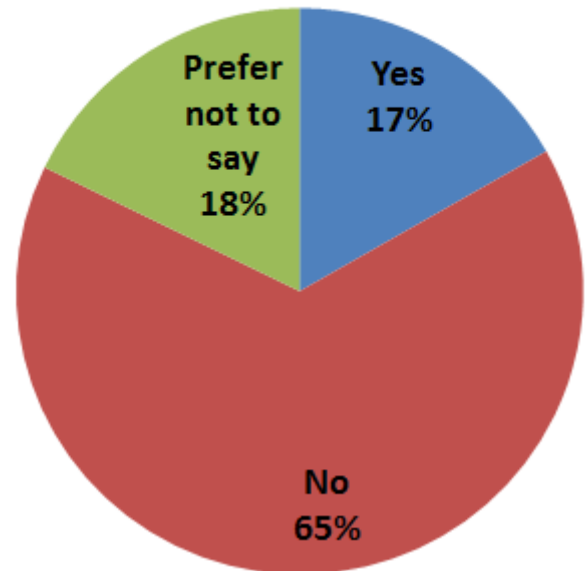


Organisation	Sexual Orientation					
	Bisexual	Gay/Lesbian	Heterosexual	Other	Prefer not to say	Pansexual
Total	63	216	2757	83	2259	2
Age UK East London						
Artsadmin						
Arts Feminism Queer	12	14	27	11	10	2
Bangla Noboborsho Udjapon Parishod		4				
Mudchute Association						
RadhaRaman		40	650		20	
Saudha, Society of Poetry and Indian Music		25				
Spitalfields City Farm	5	20	50		375	
St Margaret's House		1	1		54	
Stepney City Farm	1	1	28			
Udichi Shilpi Gosthi			400	50	150	
Alternative Arts						
Auto Italia South East	22	77	101	22	75	
Bubble Club					211	
Fitzrovia Noir CIC			3		17	
Grand Union Music Theatre Ltd					1050	
Limehouse Community Forum	3		5		2	
Mukul and Ghetto Tigers						
Fern Street Settlement			4		11	
Poplar HARCA						
Rainbow Film Society	17		1010		227	
Rich Mix	3	3	8		22	
Saudha, Society Of Poetry and Indian Music		30				
St Hilda's East Community Centre			275		25	
St Margaret's House		1	5			
Udichi Shilpi Gosthi			190		10	

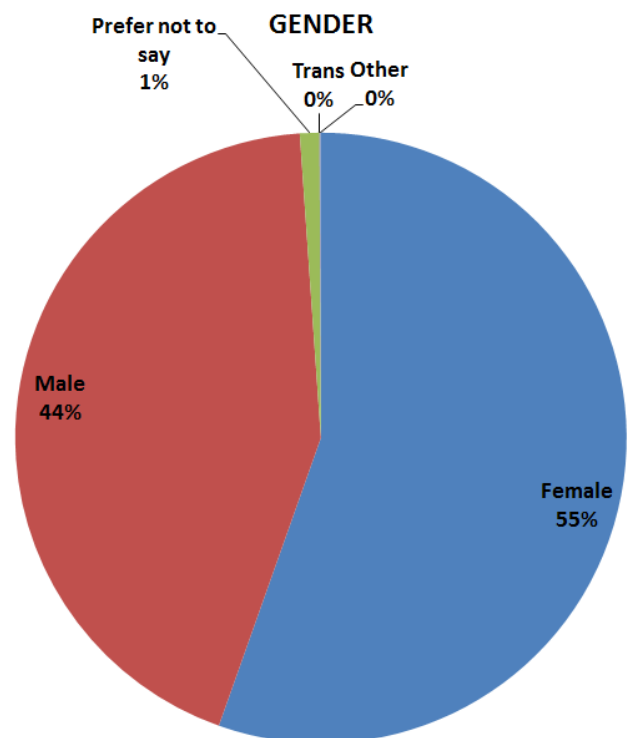


DISABILITY				
Organisation	Yes	No	Prefer not to say	Total
Total	656	2559	696	
Age UK East London	8	48	15	
Artsadmin	2			
Arts Feminism Queer	10	58	8	
Bangla Noboborsho Udjapon Parishod	12		220	
Mudchute Association	200			
RadhaRaman	22			
Saudha, Society of Poetry and Indian Music	32			
Spitalfields City Farm	10	350	90	
St Margaret's House	56			
Stepney City Farm	3	27		
Udichi Shilpi Gosthi	10	500	90	
Alternative Arts	3			
Auto Italia South East	49	100	150	
Bubble Club	160			
Fitzrovia Noir CIC	2	17	1	
Grand Union Music Theatre Ltd				
Limehouse Community Forum	2			
Mukul and Ghetto Tigers				
Fern Street Settlement	2	13		
Poplar HARCA				
Rainbow Film Society	35	1115	104	
Rich Mix	3	15	18	
Saudha, Society Of Poetry and Indian Music	20			
St Hilda's East Community Centre	15	285		
St Margaret's House		31		
Udichi Shilpi Gosthi	5	175	20	

DISABILITY

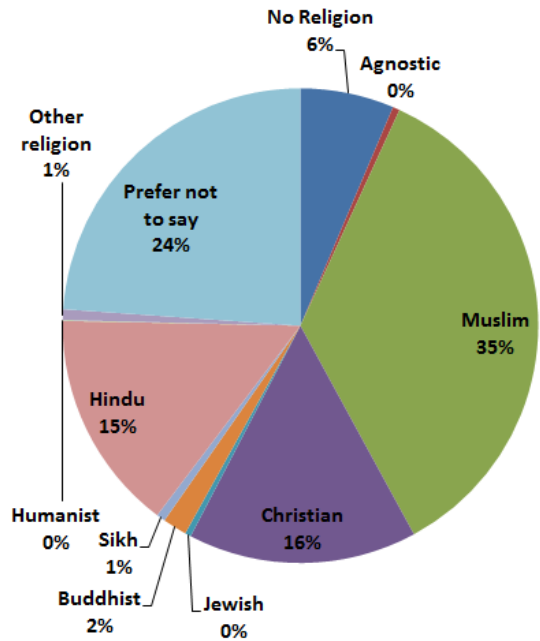


Gender						
Organisation	Female	Male	Prefer not to say	Trans	Other	Total
Total	6077	4767	113	5	3	
Age UK East London	60	30	7			
Artsadmin	13	18				
Arts Feminism Queer	42	15	11	5	3	
Bangla Noboborsho Udjapon Parishod	510	290				
Mudchute Association	1700	1300				
RadhaRaman	335	380				
Saudha, Society of Poetry and Indian Music	290	180				
Spitalfields City Farm	350	150				
St Margaret's House	26	29				
Stepney City Farm	22	7	1			
Udichi Shilpi Gosthi	300	250	50			
Alternative Arts	400	100				
Auto Italia South East	127	108	14			
Bubble Club	20	14				
Fitzrovia Noir CIC	14	6				
Grand Union Music Theatre Ltd	450	600				
Limehouse Community Forum	6	4				
Mukul and Ghetto Tigers	44	37				
Fern Street Settlement	9	6				
Poplar HARCA	130	30				
Rainbow Film Society	649	605				
Rich Mix	14	3				
Saudha, Society Of Poetry and Indian Music	340	380				
St Hilda's East Community Centre	130	120				
St Margaret's House	16	15				
Udichi Shilpi Gosthi	80	90	30			



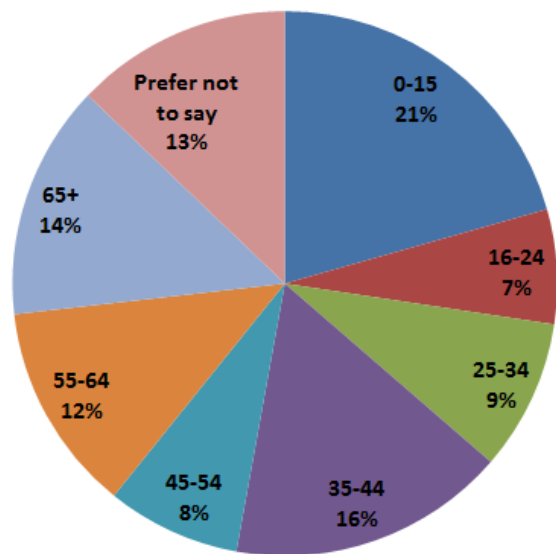
Religion											
Organisation	No Religion	Agnostic	Muslim	Christian	Jewish	Buddhist	Sikh	Hindu	Humanist	Other religion	Prefer not to say
Total	546	41	3022	1335	35	141	51	1289	5	63	2049
Age UK East London	4		15	32		1					20
Artsadmin			29								2
Arts Feminism Queer	38	3	7	6	0	2	0	1	1	6	12
Bangla Noboborsho Udjapon Parishod			310					220			
Mudchute Association			500	1000	20		10				
RadhaRaman	25	5	280				30	440			
Saudha, Society of Poetry and Indian Music	40	2	120					165			
Spitalfields City Farm											450
St Margaret's House			32	6						1	17
Stepney City Farm	11	2	2	8						3	4
Udichi Shilpi Gosthi	50		300	100				100		50	
Alternative Arts											
Auto Italia South East	112	27	40	20	4	7	1	11		3	72
Bubble Club											211
Fitzrovia Noir CIC	1		3	2	1				1		12
Grand Union Music Theatre Ltd											1050
Limehouse Community Forum	3	2	4								1
Mukul and Ghetto Tigers											
Fern Street Settlement	2	0	6	5	0	2	0	0	0	0	0
Poplar HARCA											
Rainbow Film Society	131		906			109		17			91
Rich Mix	3		8	4							12
Saudha, Society Of Poetry and Indian Music	80		210	30	10	20	10	290			50
St Hilda's East Community Centre	25		150	80							30
St Margaret's House	11			12					3		
Udichi Shilpi Gosthi	10		100	30				45			15

RELIGION OR BELIEF



Age								
ORGANISATION	0-15	16-24	25-34	35-44	45-54	55-64	65+	Prefer not to say
TOTAL	2263	746	985	1811	872	1362	1531	1413
Age UK East London	4	5	2		5	20	50	
Artsadmin	31							
Arts Feminism Queer	2	12	29	21	9	2	1	
Bangla Noboborsho Udjapon Parishod		40		180		400	110	
Mudchute Association	1500	200	150	225	90	135	700	
RadhaRaman							80	630
Saudha, Society of Poetry and Indian Music				120		85	40	
Spitalfields City Farm	200	40	50	50	50	20	20	20
St Margaret's House	39	2	13	2	2			
Stepney City Farm	3	4	5	8	2	6	2	
Udichi Shilpi Gosthi	150	100	100	50	50	60	40	50
Alternative Arts	22	100		353			25	
Auto Italia South East	9	2	93	40	25	12	46	
Bubble Club		30	151				30	
Fitzrovia Noir CIC	2	4	3	6	2	1	2	
Grand Union Music Theatre Ltd	10	60	70	300	250	300	60	
Limehouse Community Forum	2		4	2			2	
Mukul and Ghetto Tigers	3	19	14	9	6	9	10	11
PCC All Hallows	70	10	24	24	21	26	5	
Poplar HARCA		30	60	40	20	10		
Rainbow Film Society	104	32	152	288	252	208	196	22
Rich Mix	10	1		5	2	3	2	
Saudha, Society Of Poetry and Indian Music							40	680
St Hilda's East Community Centre	40	25	30	50	45	50	60	
St Margaret's House	12			13	6			
Udichi Shilpi Gosthi	50	30	35	25	35	15	10	

AGE



Organisation	Ethnicity																							
	White: British	White: Irish	White: Traveller of Irish Heritage	White: Gypsy/Roma	White: Other	Black or Black British: African	Black or Black British: Somali	Black or Black British: Caribbean	Black or Black British: Other Black Background	Black/Black British/ Other Black Background	Asian or Asian British:	Asian or Asian British: Pakistani	Asian or Asian British: Indian	Asian or Asian Background	Asian/Asian British/Other Asian Background	Mixed/Dual Heritage: White & Black Caribbean	Mixed/Dual Heritage: White & Black African	Mixed/Dual Heritage: White & Black Asian	Mixed/Dual Heritage: Any Other Mixed Background	Other Ethnic Groups: Vietnamese	Other Ethnic Groups: Chinese	Other Ethnic Groups	Other Ethnic Groups	Prefer not to say
TOTAL	3280	69	9	5	652	267	##	306	159	3641	106	324	298	146	135	130	59	115	256	235	430			
Age UK East London	41				12	5	2	3		15													8	
Artsadmin					2					29														
Arts Feminism Queer	20	2	0	0	21	3	1	1	2	5	1	3	2	0	0	1	6	0	0	4	4			
Bangla Noboborsho Udjapon Parishod	290									440	20	60												
Mudchute Association	1300	30			400	100	50	150		470	50	60		40	30	20		100	200					
RadhaRaman	130	6			4	10	6			502	5	55												
Saudha, Society of Poetrÿ and Indian Music	110				10		20			300		40												
Spitalfields City Farm	50				2																		398	
St Margaret's House	13				6	5				32														
Stepney City Farm	14		1		3	2		2	1	1	1					3	1					1		
Udichi Shilpi Gosthi	60							40		400			100											
Alternative Arts	427							20		30			8										15	
Auto Italia South East	139	26			11	5		3	19	24	12	8	27						8	9	15			
Bubble Club	97						35	35		20			5						5	5	10			
Fitzrovia Noir CIC	3	1			2	3	2	1		2	2		1	1			1				1			
Grand Union Music Theatre Ltd	100			5	100	50	10	50	100	50		25	60	100	100	80	30			40	150			
Limehouse Community Forum	4									4													2	
Mukul and Ghetto Tigers	8	2				2				42	3	22	1						1					
PCC All Hallows	4					2	1			5	1											2		
Poplar HARCA	60					60				10			20									10		
Rainbow Film Society	104	1	8							1016	11	38	4			29						17	26	
Rich Mix	7	1			2			2		4							4				1	3		
Saudha, Society Of Poetry and Indian	220				20	10		15					50											
St Hilda's East Community Centre	40				25	10	3	15		100	10	10	5	5		15								
St Margaret's House	14				12							3												
Udichi Shilpi Gosthi	25				20			5		140			10											

