

# Tower Hamlets Council

## Community Governance Review Consultation

Phase Two Consultation Findings Report

**09 July 2019**

n.b This version (7.0) was fully revised following a due diligence exercise undertaken following Cabinet on 26 June 2019. The result of the exercise was that while the original report to Cabinet stated 2337 responses received of which 2187 were valid and 150 were invalid, the revised figures in this report are that 2335 responses were received of which 2173 were valid and 162 were invalid. All figures and percentages in the report have been updated to reflect this.

## Contents

1. Executive Summary .....	4
Support for the creation of a parish council.....	5
Support for boundary options.....	5
Support for other (non-parish) forms of community governance .....	6
Other comments and considerations.....	6
2. Introduction.....	7
Background .....	7
Community Governance Review Objectives .....	8
Phase Two Consultation .....	8
Consultation Methods.....	9
Communications Programme.....	10
Consultation Response.....	11
Analysis Methodology .....	12
Next steps.....	13
3. Analysis.....	14
Support for the creation of a parish council.....	14
Support for the creation of a parish council by demographic group .....	15
Support for boundary options.....	16
Support for other (non-parish) forms of community governance .....	19
Other comments and considerations.....	20
Appendix 1 Consultation Questions .....	22
Appendix 2 Boundary Options Map .....	23
Appendix 3 Equalities data .....	24
Appendix 4 Data Tables.....	30

---

# 1. Executive Summary

- 1.1 This report summarises the responses to the second phase of a community governance review undertaken in response to a petition from residents requesting the creation of a new parish council in the Spitalfields area of the London Borough of Tower Hamlets.
- 1.2 In conducting a community governance review the Council is required to consult with local government electors for the area under review and any other person or body which appears to have an interest in the review.<sup>1</sup> In reaching its decision it must take into account any representations received in connection with the review.<sup>2</sup>
- 1.3 In phase one of the community governance review, the Council asked for views on the proposals set out in the petition. The report from phase one is available on the Council's website at [www.towerhamlets.gov.uk/consultations](http://www.towerhamlets.gov.uk/consultations).
- 1.4 In phase two of the review, the Council asked people for their views on its draft recommendations. Phase two consultation opened with the publication of draft recommendations on 6 March 2019 and ran for 12 weeks until 28 May 2019.
- 1.5 Consultation findings should inform the Council's final decision. In making that decision, however, the Council needs to be mindful of its primary duty to secure that community governance within the area under review:
- a) reflects the identities and interests of the community in that area, and
  - b) is effective and convenient.<sup>3</sup>
- 1.6 Relevant considerations which should influence the Council's judgement against these two principal criteria include the impact on community cohesion, and the size, population and boundaries of the proposed area.<sup>4</sup>
- 1.7 The government has further clarified criterion b) by stating that the effectiveness and convenience of local government is best understood in the context of a local authority's ability to deliver quality services economically and efficiently, and give users of services a democratic voice in the decisions that affect them.<sup>5</sup>
- 1.8 The Council's final analysis and conclusions report for this community governance review will be presented to Full Council for decision on 17 July 2019.

---

<sup>1</sup> Local Government & Public Involvement in Health Act 2007 93(3)

<sup>2</sup> Local Government & Public Involvement in Health Act 2007 93(6)

<sup>3</sup> Local Government & Public Involvement in Health Act 2007. 93(4)

<sup>4</sup> Guidance on community governance reviews DCLG & LGBCE 2010 para 53

<sup>5</sup> Guidance on community governance reviews DCLG & LGBCE 2010 para 62

## Support for the creation of a parish council

- 1.9 Of the 2,173 valid responses received 1,239 were from people living within the area covered by the three boundary options put forward for consideration by the council. Of these 34.6% (429) supported the creation of a parish council; 63.1% (783) did not support the proposal; 27 (2.2%) did not express an opinion.
- 1.10 The highest level of support for the creation of a parish council was from people living in Boundary Option I, where 36.6% (381) supported the creation of a parish council; 61.5% (789) did not support the proposal; 1.9% did not express an opinion.
- 1.11 A further 196 responses were received from people living in Spitalfields & Banglatown ward or Weavers ward, but outside the boundary options. Of these 10.2% (20) supported the creation of a parish council and 88.7% (174) did not support the proposal; 1.0% did not express an opinion.
- 1.12 Residents of Tower Hamlets living outside the area covered by the community governance review submitted 769 responses. Of these 9.6% (55) supported the creation of a parish council and 88.5% (681) did not support the proposal; 1.9% did not express an opinion.
- 1.13 Of all 2,173 responses received 27.0% (590) supported the creation of a parish council; 71.3% (1558) did not support the proposal; 1.8% did not express an opinion.
- 1.14 Support for the creation of a parish council varied by demographic group with slightly higher levels of support amongst women and older age groups. Opposition was higher in younger age groups and was significantly higher amongst people who gave their ethnicity as Asian / Asian British and religion as Muslim.

## Support for boundary options

- 1.15 Of all 2,173 responses, 66.9% (1454) did not support any of the boundary options. Sixteen percent (349) of all responses supported Boundary Option I; 5% (108) supported boundary option II; 5.8% (125) supported Boundary Option III. 6.3% (137) of responders either did not answer this question or said they were not sure.
- 1.16 Of the 582 people who supported one of the boundary options, 59.9% (349) supported Boundary Option I; 18.5% (108) supported Boundary Option II; 21.4% (125) supported Boundary Option III.
- 1.17 Of the 1,239 responses received from people living within the area covered by the three boundary options put forward for consideration by the council, 59.2% (734) did not support any of the proposed boundaries. Of the remainder, 21.1% (262) supported Boundary Option I; 6.6% (83) supported Boundary

Option II and 6.7% (84) supported Boundary Option III; 6.6% (77) were not sure or did not answer this question.

1.18 Of the 1041 responses received from people living within Boundary Option I, 57.8% (602) did not support any of the boundary options; 24.9% (260) supported Boundary Option I; 5.9% (62) supported Boundary Option II; 4.8% (51) supported Boundary Option III; 6.3% (66) were not sure or did not answer this question.

#### Support for other (non-parish) forms of community governance

1.19 We asked people whether they supported other (non-parish) forms of community governance. This was the council's favoured option in its draft recommendations. Only 7.7% (169) of all respondents supported this proposal. However, when asked specifically about their support for various (non-parish) options for community governance, 98.2% (2,134) responded giving their views. Forty two percent (896) of these still did not support any of these options. Of the remainder, support for the various forms of non-parish community governance put forward by the Council was fairly evenly distributed. Responders could choose more than one option for this question.

#### Other comments and considerations

1.20 Of those who support the creation of a parish council and who provided additional comments, three broad themes have been identified. These were that a parish would address priorities in the area / local needs [litter/street cleaning and crime / ASB were most mentioned]; that a parish would bring people in the community together; and that a parish would strengthen local democracy.

1.21 Of those who did not support the creation of a parish the main themes were that the creation of a parish would divide communities, concerns about the cost to residents, and additional bureaucracy.

---

## 2. Introduction

### Background

- 2.1. The Council received a valid petition on 23 July 2018 from residents requesting the creation of a new parish council, 'Spitalfields Town Council', to be located within the two wards of Spitalfields and Banglatown and Weavers. The petition was organised and submitted by the Spitalfields Forum, the Spitalfields Society and Spitalfields Community Group.
- 2.2. The legislative framework for community governance reviews is set out in the Local Government and Public Involvement in Health Act 2007 ('the 2007 Act'). Chapter 3 of Part 4 of the 2007 Act devolves the power to take decisions about matters such as the creation of parishes and their electoral arrangements to local government and local communities in England.
- 2.3. Under the terms of the 2007 Act, the Council must have regard to guidance issued by the Secretary of State about undertaking community governance reviews. The most recent guidance was issued in March 2010.
- 2.4. In making its final decision the Council needs to take into account its duty to secure that community governance within the area under review:
  - a) reflects the identities and interests of the community in that area, and
  - b) is effective and convenient<sup>6</sup>
- 2.5. Relevant considerations which should influence the Council's judgement against these two principal criteria include the impact on community cohesion, and the size, population and boundaries of the proposed area.<sup>7</sup> The government has further clarified criterion b) by stating that the effectiveness and convenience of local government is best understood in the context of a local authority's ability to deliver quality services economically and efficiently, and give users of services a democratic voice in the decisions that affect them.<sup>8</sup>
- 2.6. The Council is also required to consult with local government electors for the area under review and any other person or body which appears to have an interest in the review.<sup>9</sup> In reaching its decision it must take into account any representations received in connection with the review.<sup>10</sup>
- 2.7. Terms of reference for the review were published on the Council's website on 8 October 2019. The review is considering whether a parish council should be created.

---

<sup>6</sup> Local Government & Public Involvement in Health Act 2007. 93(4)

<sup>7</sup> Guidance on community governance reviews DCLG & LGBCE 2010 para 53

<sup>8</sup> Guidance on community governance reviews DCLG & LGBCE 2010 para 62

<sup>9</sup> Local Government & Public Involvement in Health Act 2007 93(3)

<sup>10</sup> Local Government & Public Involvement in Health Act 2007. 93(6)

The Council is consulting all residents in the two wards of Spitalfields & Banglatown and Weavers as well as any other person, organisation or business who has an interest in the review.

2.8. Two consultation phases took place as part of the review. The first phase, on the proposal to create a parish council as set out in the petition, ran from 8 October 2018 and closed on 31 December 2018. The report from phase one can be found on the Council's website at [www.towerhamlets.gov.uk/lgnl/council\\_and\\_democracy/consultations](http://www.towerhamlets.gov.uk/lgnl/council_and_democracy/consultations).

2.9. The second consultation stage, seeking views on the Council's draft recommendations has now concluded and this report presents the findings. A final decision will be taken by Full Council on 17 July 2019.

#### Community Governance Review Objectives

2.10. The objectives of the community governance review are:

1. To fulfil the Council's obligations to undertake a community governance review following the receipt of a valid petition. The current guidelines state that we must complete this review within 12 months of the receipt of the petition.
2. To consider whether the creation of a parish council reflects the identities and interests of the community in the area.
3. To ensure that any proposed arrangements provide effective and convenient local government, including viability in the provision of services, the promotion of well-being and community cohesion.
4. To consider any other arrangements for community representation and engagement in the area that are already in place or that could be made.
5. To consider options for electoral arrangements for the parish council should the proposal to create a parish council be adopted.

#### Phase Two Consultation

2.11. Phase two of the consultation was designed to gather views and gauge the level of support for the Council's draft recommendations. In its consultation document the Council put forward three broad options for consideration:

1. Create a new parish council to be called Spitalfields & Banglatown Parish Council.
2. Reject the proposal to create a parish council and set up other (non-parish) ways for local people to be represented and get involved. This was the council's preferred option at this stage.
3. Reject the proposal to create a parish council. No change to current governance arrangements.

2.12. The Council also asked for views on three possible parish boundary options, if a new parish council were to be created. The boundary options are shown on the map at Appendix 2.



- 2.13. Finally, the Council asked people for views on alternative (non-parish) forms of community governance.
- 2.14. The consultation document provided information about the role, powers and functions of parish councils as well as clarifying points and queries raised in the first phase of consultation. The phase two consultation document can be found on the Council's website at [www.towerhamlets.gov.uk/consultations](http://www.towerhamlets.gov.uk/consultations).

### Consultation Methods

- 2.15. Phase two of the community governance review consultation began on 6 March 2019 and lasted for 12 weeks until 28 May 2019. The consultation programme covered online, printed and face-to-face channels to encourage a broad range of responses from different groups including residents, workers, visitors, business owners/representatives and organisations such as Residents Associations and voluntary and community groups.
- 2.16. The Council wrote to all those who responded to phase one of the consultation informing them of the second phase of the community governance review and encouraging participation in phase two.
- 2.17. The consultation document was made available as a webpage on the Council's website. It was also available to download in Portable Document Format (pdf). Printed copies were distributed to 13,000 households across the two community governance review wards of Spitalfields & Banglatown and Weavers. A further 850 copies were placed in public locations including places of worship, cafés, community centres, health centres and housing offices. They were also distributed at five consultation roadshows held at different locations during the consultation period.
- 2.18. As in phase one, the Council stated that its preferred means for people to respond to the consultation was through an online survey form for reasons of cost and efficiency. A consultation questionnaire was also made available for download from the website. Additionally, a designated email address was advertised, allowing respondents to request a paper copy questionnaire or ask for any additional information or support they needed to help them respond.
- 2.19. The survey form / questionnaire consisted of a mixture of closed and open questions to understand support or opposition for the Council's draft recommendations. The questionnaire also requested some optional demographic information about the respondent. The consultation questions are at Appendix 1.
- 2.20. The Council stated that, to be considered valid, all responses should include a name, address and post code. Responses on paper also required a signature. Consultees were deemed to be local government electors within the area covered by the review and any other person or body who appears to have an interest in the

review. The Council believes that this includes, but is not limited to, other residents of the London Borough of Tower Hamlets, local businesses, local community and voluntary organisations, public sector organisations in the area, neighbouring boroughs, and the GLA.

### Communications Programme

- 2.21. A broad range of communication methods were used to inform people about the consultation. The consultation was publicised on the Council's website and through its social media channels. A press release was issued with the launch of the phase two consultation. As well as distributing hard copy consultation documents to residents, the Council wrote to local faith organisations and places of worship, voluntary and community groups in the area, public sector bodies and local businesses. Posters were put up in a range of public venues. The consultation was also promoted by word of mouth through face to face engagement and outreach.
- 2.22. The consultation was promoted through the Councils' Twitter account (@TowerHamletsNow) and Facebook page. The Council posted 18 tweets about the consultation and received 26,094 impressions. The Council published 15 posts on its Facebook page, which received 14,320 impressions.
- 2.23. To provide information about the consultation, the Council produced 550 A4 and 1000 A5 fliers advertising consultation roadshows and information about how people could respond. These were distributed to households and through street outreach throughout the consultation period.
- 2.24. Printed copies of the consultation document were distributed by London Letterbox to 13,000 households in the two community governance review wards. A further 850 copies were distributed by the Council in community venues, at roadshows and through outreach. The consultation document was also made available on the Council's website for review or download.
- 2.25. Nine hundred letters were sent to people that had responded to phase one of the consultation thanking them for their contribution and inviting contributions to phase two.
- 2.26. Emails were sent to a variety of relevant organisations including:
- Local businesses
  - Local voluntary sector organisations and community groups
  - Local public sector organisations
  - Neighbouring local authorities (City of London Corporation, Hackney Council, Newham Council) and the GLA.
- 2.27. Five drop in roadshows were held at different venues across the area. Four were within the boundary options put forward by the Council. All five were within ten minutes walking distance of the centre of the area covered by Boundary Option

III (the largest area).<sup>11</sup> They were intended to publicise the review, provide information about the consultation and, if requested, provide support for individuals to complete a questionnaire. They were held at venues and times suitable for different sections of the community in the area.

- 2.28. Roadshows were advertised through the Council's website, social media, and distribution of fliers in advance of each event. Attendance at the roadshows was low (<50 attendees in total) but they provided an opportunity for further outreach and promotion of the consultation with larger numbers of people (>150) in the neighbourhood of each venue. The Council had intended to provide a static, unstaffed, display but was unable to secure a suitable venue.
- 2.29. A5 and A3 posters were produced and distributed in Council owned premises and other public spaces to promote the consultation. Three on street billboard posters were displayed in locations near Whitechapel and Aldgate East tube stations for the final three weeks of consultation advertising the closing date and encouraging final responses. Information about the consultation was also shown on plasma screens in council owned buildings.
- 2.30. To ensure the consultation reached a wide cross section of the community the Council made use of community researchers already employed by the Council. They conducted outreach to raise awareness of the consultation with local residents and businesses and to encourage people to complete the questionnaire online. They distributed posters and fliers publicising the consultation throughout the consultation period. They also helped to staff the consultation roadshows.
- 2.31. Information about the consultation was distributed to local businesses through the Brick Lane Town Centre Manager, East London Business Association and the Aldgate Partnership as well as by direct mailing and outreach by community researchers.
- 2.32. At the end of the consultation period, an article in the June 2019 edition of Our East End was written to update people on the next steps in the process. Our East End is distributed to every household in the borough, as well as key locations such as Idea Stores and other public buildings across the borough. Information on the next steps in the process was also uploaded to the consultation area of the Council's website.

### Consultation Response

- 2.33. In total, the Council received 2,335 responses to the consultation. Review of these responses led to 162 responses being deemed invalid. Reasons for removal included incomplete name and address, lack of signature on paper responses and duplicate responses.

---

<sup>11</sup> Intersection of Brick Lane and Princelet Street. Walking times estimated using Google Maps.

- 2.34. Following review, 2,173 responses were considered valid of which, 2,082 responded as individuals, 49 responded on behalf of an organisation and 42 did not say in what capacity they were responding.
- 2.35. Of the 2,173 valid responses, 66% (1,435) were from people living in the area covered by the community governance review. Most of these (1239 or 57% of the total) were from people living in the area covered by the boundaries put forward by the Council. A further 568 responses were received from other residents of Tower Hamlets. There were 170 responses from outside the borough.
- 2.36. Of those responding on behalf of organisations, thirteen were from small to medium sized enterprises, two faith organisations, two voluntary and community groups, three tenant and residents associations, one school board of governors, and three on behalf of groups of friends and neighbours. The remaining eighteen did not specify the organisation they were responding on behalf of. Seven of the 40 responses received from organisations were in support of the proposal to create a parish council, 40 did not support the proposal, two did not answer this question.

### Analysis Methodology

- 2.37. Responses to the survey were reviewed against an agreed set of inclusion criteria to be deemed valid. Mandatory criteria were inclusion of name and address and, for paper responses, a signature. All responses which answered one or more of the consultation questions were deemed valid if they met the other inclusion criteria.
- 2.38. Where more than one response from an individual was received the following inclusion criteria were applied: responding as an individual and on behalf of an organisation, include both responses; more than one response as an individual, include the most recent response.
- 2.39. One hundred and twenty five individuals submitted more than one response. Of these, 121 submitted three responses, two submitted three responses, and one submitted five responses. Eighteen individuals changed their response in relation to their support for a parish council. The most recent response was included as representing a likely change of view during the consultation period.
- 2.40. Review of consultation submissions led to 162 responses being deemed invalid. Of the 2,173 valid responses considered, 738 responses were submitted online, 1,435 paper questionnaires were submitted. Three responses were received in the form of a letter. The letter writers had also completed an online response or questionnaire. The letters were therefore treated as supplementary to their other submission.

2.41. All the open ended questions in the consultation questionnaire were coded into themes to allow the responses to be quantified. This encompassed reading every response and the creation of a code frame of key themes. Responses were then coded against one or more themes in the frame. These are shown in the section 'Other comments and considerations'.

#### Next steps

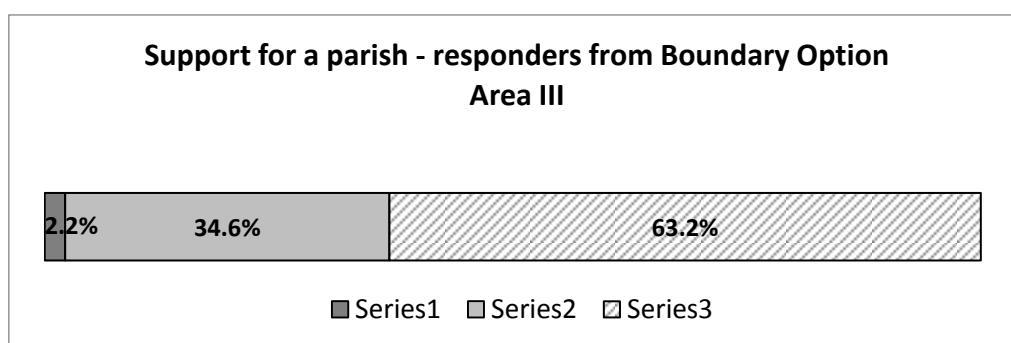
2.42. The Council will make a decision on its final recommendations at its meeting on 17 July 2019. A report setting out the Council's final analysis and conclusions will be presented to that meeting. The findings from both phases of public consultation will inform this decision. The final recommendations will be published on the Council's website on the 22 July 2019, thus concluding this community governance review. The Council will communicate the outcome to those who took part in the consultation.

---

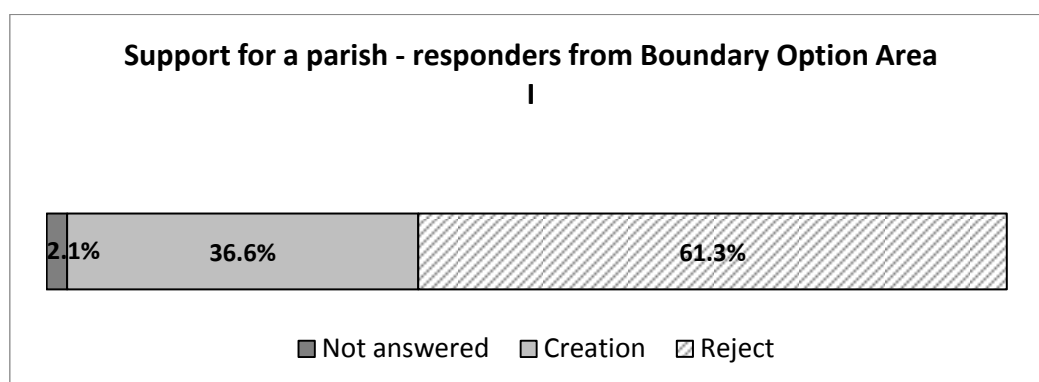
## 3. Analysis

### Support for the creation of a parish council

- 3.1 Of the 2,173 valid responses received 1,239 were from people living within the area covered by the three boundary options put forward for consideration by the council. Of these 34.6% (429) supported the creation of a parish council; 63.1% (783) did not support the proposal; 27 (2.2%) did not express an opinion.

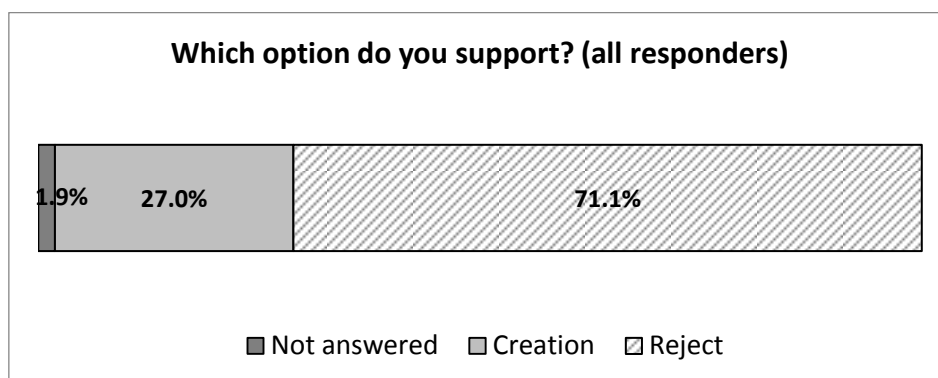


- 3.2 Of the 1041 responses received from people living within Boundary Option I, 57.8% (602) did not support any of the boundary options; 24.9% (260) supported Boundary Option I; 5.9% (62) supported Boundary Option II; 4.8% (51) supported Boundary Option III; 6.3% (66) were not sure or did not answer this question.



- 3.3 Residents of Tower Hamlets living outside the area covered by the community governance review submitted 769 responses. Of these 9.6% (55) supported the creation of a parish council and 88.5% (681) did not support the proposal; 1.9% did not express an opinion.

- 3.4 Residents of Tower Hamlets living outside the area covered by the community governance review submitted 769 responses. Of these 9.6% (55) supported the creation of a parish council and 88.5% (681) did not support the proposal; 1.9% did not express an opinion.
- 3.5 Of all 2,173 responses received 27.0% (590) supported the creation of a parish council; 71.3% (1558) did not support the proposal; 1.8% did not express an opinion.



#### Support for the creation of a parish council by demographic group


- 3.6 Almost a third of responders did not provide their age. Of those who did, the age group 25-34 was significantly under represented in the responses. Age groups 50 to 64 and 65+ were significantly over represented.
- 3.7 Of those who supported the creation of a parish council, levels of support were fairly evenly distributed across the age range. Opposition was also fairly evenly distributed across the age range, with slightly higher levels of opposition in those under 55.
- 3.8 Most responders provided their sex (84%). More men (65%) than women (34.5%) responded. Support for a parish council was slightly higher amongst women than men, however, however 41.3% of this group did not provide their age or answered 'prefer not to say'. Amongst those who did not support the creation of a parish council, 62.6% were male and 30.8% female; 6.6% did not provide their gender or answered 'prefer not to say'.
- 3.9 Most responders provided their ethnicity (80.8%). People of Asian / Asian British ethnicity were significantly over represented in the responses. People of White British / White Other were significantly under represented. Of the 1,756 responders who provided details about their ethnicity, 69.4% (1,226) gave their ethnicity as Asian / Asian British and 26.2% (461) gave their ethnicity as White British / White Other.
- 3.10 Of those who provided their ethnicity, 316 supported the creation of a parish council and 1,406 were in opposition. Of the 316 responders who supported the creation of a parish council, 14.2% (46) are Asian / Asian British and 76.6% (242) are White

British / White Other, with the remainder from other ethnic groups. Of those who opposed the creation of a parish 81.7% (1,150) are Asian / Asian British and 15.8% (223) are White British / White Other, with the remainder from other ethnic groups.

- 3.11 A third of responders did not give their religion. People who gave their religion as Muslim are significantly over represented. People who gave their religion as Christian are significantly under represented. Opposition to the creation of a parish council was higher amongst those who gave their religion as Muslim (91.2%).
- 3.12 Data on responses from other demographic groups is at Appendix 3.

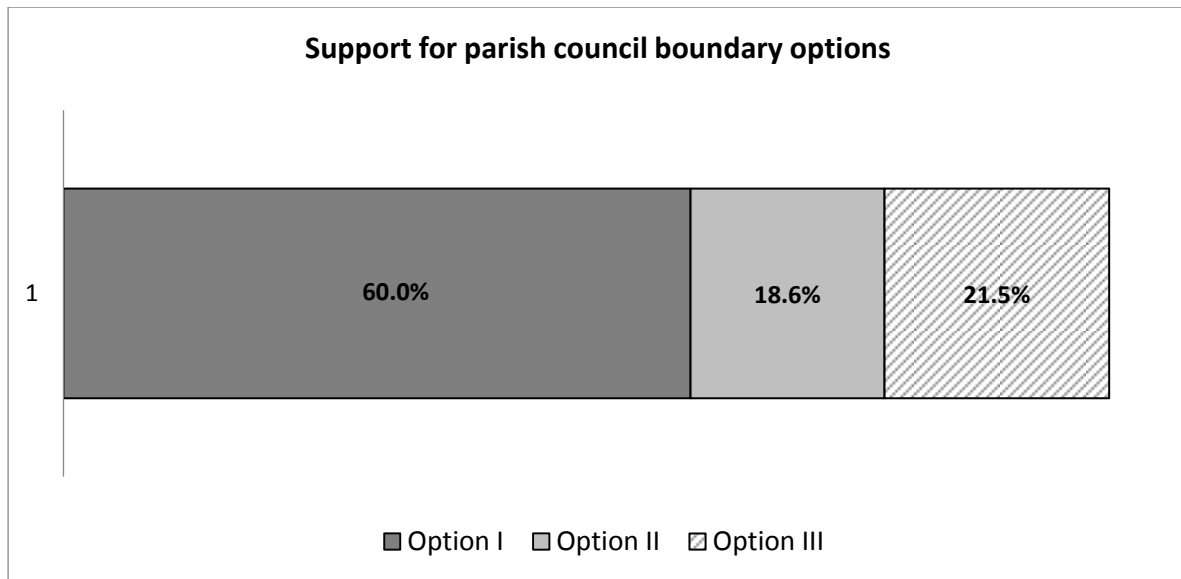
Support for boundary options

- 3.13 Participants were asked to consider three possible boundary options for a parish, if one were to be created. The boundary options put forward by the Council for consideration in phase two are shown on the map at Appendix 2.
- 3.14 Of all 2,173 responses, 66.9% (1454) did not support any of the boundary options. Sixteen percent (349) of all responses supported Boundary Option I; 5% (108) supported boundary option II; 5.8% (125) supported Boundary Option III. 6.3% (137) of responders either did not answer this question or said they were not sure.

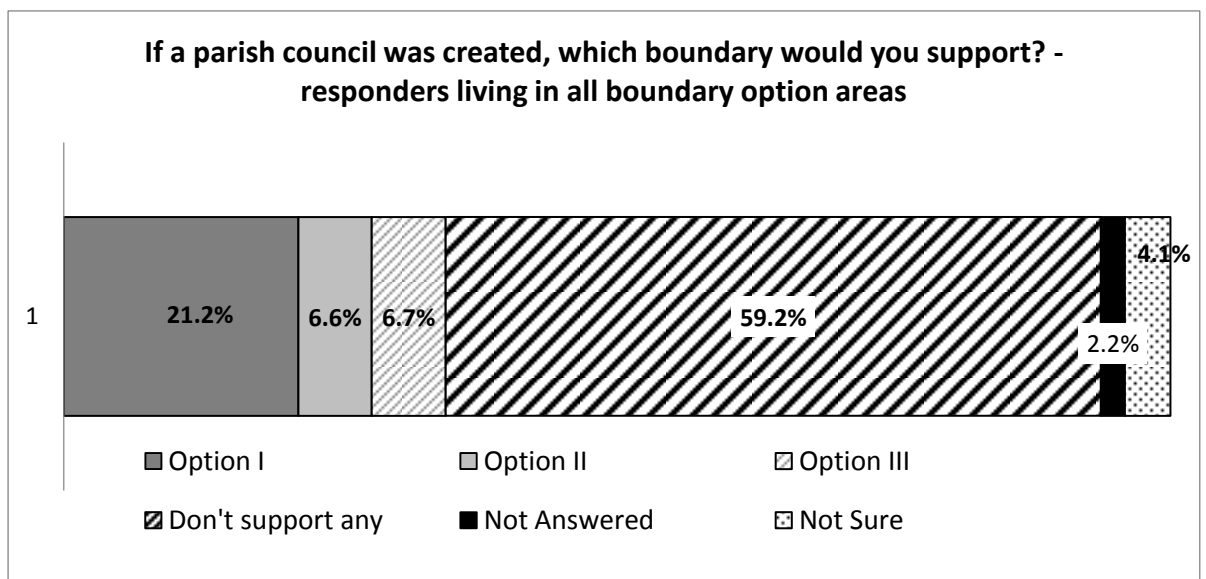


- 3.15 Of the 582 people who supported one of the boundary options, 59.9% (349) supported Boundary Option I; 18.5% (108) supported Boundary Option II; 21.4% (125) supported Boundary Option III.



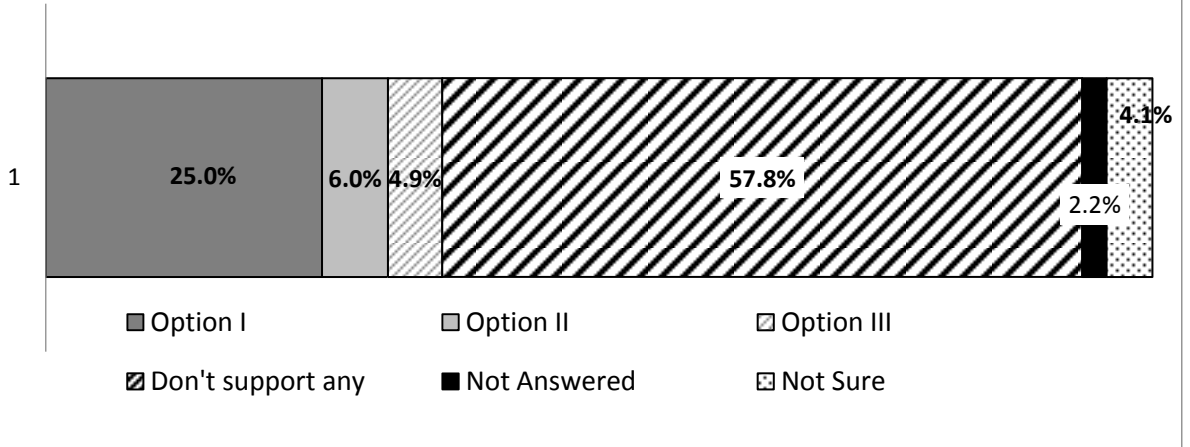


3.16 Of the 1,239 responses received from people living within the area covered by the three boundary options put forward for consideration by the council, 59.2% (734) did not support any of the proposed boundaries. Of the remainder, 21.1% (262) supported Boundary Option I; 6.6% (83) supported Boundary Option II and 6.7% (84) supported Boundary Option III; 6.6% (77) were not sure or did not answer this question.



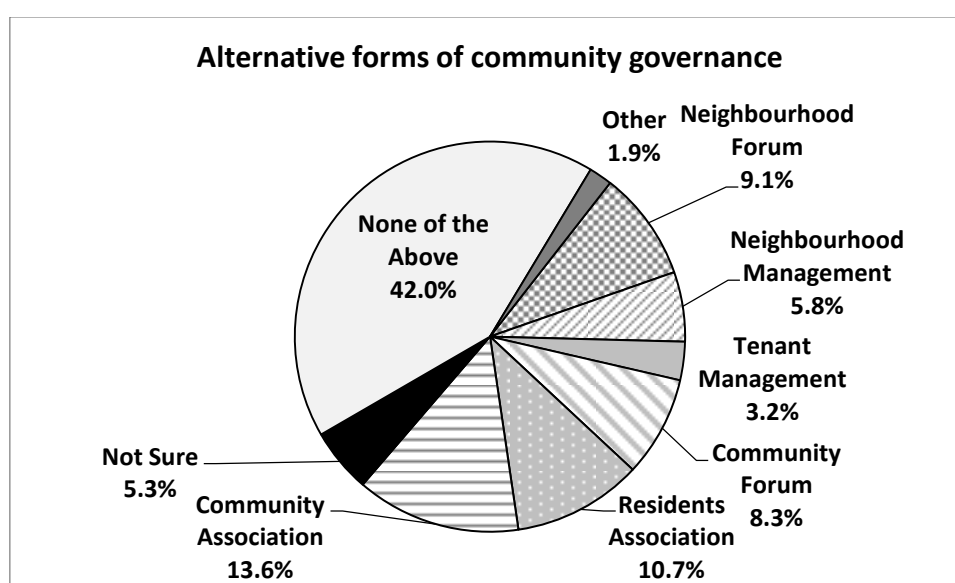
3.17 Of the 1041 responses received from people living within Boundary Option I, 57.8% (602) did not support any of the boundary options; 24.9% (260) supported Boundary Option I; 5.9% (62) supported Boundary Option II; 4.8% (51) supported Boundary Option III; 6.3% (66) were not sure or did not answer this question.

**If a parish council was created, which boundary would you support? - responders living in parish boundary option I**



### Support for other (non-parish) forms of community governance

3.18 We asked people whether they supported other (non-parish) forms of community governance. This was the council's favoured option in its draft recommendations. Only 7.7% (169) of all respondents supported this proposal. However, when asked specifically about their support for various (non-parish) options for community governance, 98.2% (2,134) responded giving their views. Forty two percent (896) still did not support any of these options. Of the remainder, support for the various forms of non-parish community governance put forward by the Council was fairly evenly distributed. Responders could choose more than one option for this question.



## Other comments and considerations

- 3.19 Of the 587 respondents who supported the creation of a parish council, 171 people provided comments. Three broad themes have been identified. These were that a parish would address priorities in the area / local needs [litter/street cleaning and crime / ASB were most mentioned]; that a parish would bring people in the community together; and that a parish would strengthen local democracy.
- 3.20 Although the Council did not ask for comments on the name of the proposed parish in phase two of consultation, the majority of those who did comment on the name opposed the inclusion of Banglatown in the name, with a smaller number in support.

Theme	Mentions
Will address priorities in the area / local need	55
Comments on name	46
Other / unspecific <sup>12</sup>	22
Bring communities together / unite communities	19
Greater democracy / local democracy / local governing	17
Will help area / be good for area / be nice / good idea	8
Make area nice / keep area nice	7
Want / need to have a voice / be represented / have a say	6
I agree / support proposal	4
Spitalfields is a great / unique / preserve identity	4
Better management of area	3
Get control of services (crime, street cleanliness / planning / markets eg)	3
Hold Tower Hamlets Council to account / dislike Tower Hamlets Council	2
Independence / autonomy / our own area	1

<sup>12</sup> These were mainly providing information about the respondent e.g. personal circumstances, address details, occupation.

- 3.21 When comments relating to issues in the area were further analysed the following topics were mentioned.

Issues for the area	Mentions
Street cleaning / rubbish	22
Safety / security	17
Drugs	8
Homeless	5
Public toilets	3
Recycling (in flats)	2
Local economy (night time economy / markets etc)	2
Cyclists	1
Prostitution	1
Family friendly facilities, parks	1
Maintenance of public facilities, more building	1
Mitigate re tourists, weekend and evening drinking	1
More police, car racing, gangs	1

- 3.22 Of the 1,545 respondents who did not support the creation of a parish council, 222 provided comments. Of those who did not support the creation of a parish the main themes were that the creation of a parish would divide communities, concerns about the cost to residents, and additional bureaucracy.

Theme	Mentions
It will divide communities / don't want borders	82
Extra cost / higher taxes / fewer services	61
More layers of bureaucracy / government	52
Should share wealth of area with rest of borough	38
Wealthy vs. poor / poorer areas / gentrification / elitism	22
Comments on name	21
Do not support / do not agree / do not like / bad idea	19
Personal financial or power gain for some / few / power grab	15
Satisfied with the current system	12
Undermines democracy / accountability / oppose differences between areas	11
Other / unspecific	8
No need for this / happy with current system	7

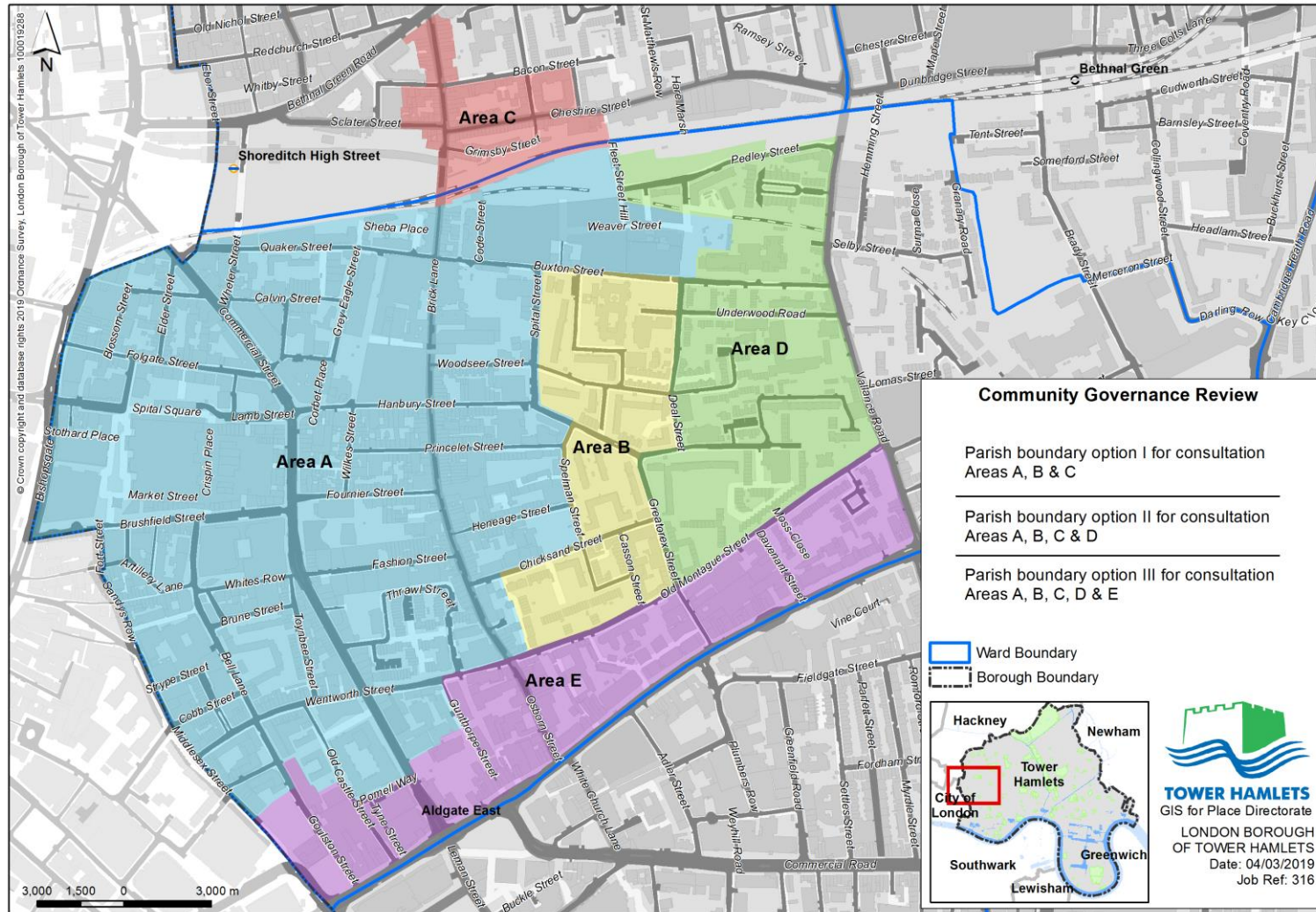
---

## Appendix 1 Consultation Questions

1. Do you support option 1: the creation of a new parish council to be called Spitalfields & Banglatown Parish Council?
2. Do you support option 2: reject the proposal to create a parish council and set up other (non-parish) ways for local people to be represented and get involved?
3. Do you support option 3: reject the proposal to create a parish council, with no change to current governance arrangements?
4. If a parish council were to be created, which boundary do you think best balances the identity of the area, would be best for the delivery of services and follows clear natural boundaries? (See map at Appendix 1)
  - a. Boundary option I
  - b. Boundary option II
  - c. Boundary option III
  - d. Not sure
  - e. Do not support any of the proposed boundaries
5. The council is considering alternative forms of community governance. If a parish council is not created, which other (non-parish) forms of community involvement or engagement should we consider?
  - a. Neighbourhood forum
  - b. Neighbourhood management
  - c. Tenant management organisation
  - d. Community forum
  - e. Residents association
  - f. Community association
  - g. None of the above
  - h. Other (please specify)
6. Do you have any other comments? Is there anything else you would like us to consider in making our decision?
7. Are you responding
  - a. as an individual?
  - b. on behalf of an organisation or group?

If you are responding on behalf of an organisation please give a summary of the people or organisation you represent, and where relevant who else you have consulted in reaching your conclusions.

## Appendix 2 Boundary Options Map



## Appendix 3 Equalities data

Equalities data for responders is provided by demographic groups. Data relates to all responses where this information was provided. Where available, equalities data from the Census 2011 are also provided. In some cases it is not possible to compare equalities data for this survey directly with the Census.

### Age

Responders by Age	Grand Total		Responders from within Parish Boundary Option Area	
	Number	%	Number	%
Total	2173	100%	1246	100%
Blank / Prefer not to say	625	28.8%	400	32.1%
<i>Responses from</i>				
0-15	18	1.2%	15	1.8%
16-24	126	8.1%	86	10.3%
25-34	317	20.5%	184	21.9%
35-44	382	24.7%	188	22.4%
45-54	313	20.2%	148	17.6%
55-64	246	15.9%	130	15.5%
65+	146	9.4%	88	10.5%

Census Data by Age	ALL LBTH		Parish Boundary Options	
	Number	%	Number	%
All categories: Age	254,096	100%	12770	100%
0 to 15	50,143	19.7%	1704	13.34%
16 to 24	42,781	16.8%	2642	20.69%
25 to 34	73,185	28.8%	4430	34.69%
35 to 49	48,995	19.3%	2209	17.30%
50 to 64	23,422	9.2%	1131	8.86%
65 and over	15,570	6.1%	654	5.12%



## Ethnicity

Responders by ethnicity	Grand Total		Responders from within Parish Boundary Options	
	Number	%	Number	%
Total	2173	100%	1239	100%
Prefer not to say	417	19.2%	298	24.1%
<i>Responses from</i>				
Asian / Asian British	1226	69.4%	647	68.5%
Black / Black British	21	1.2%	8	0.8%
Mixed / Dual Heritage	25	1.4%	12	1.3%
Other	23	1.3%	14	1.5%
White British / White Other	461	26.1%	260	27.5%
All responders answering the question	1756	100.0%	941	100.0%

Census Data by Ethnicity	ALL LBTH		Parish Boundary Options	
	Number	%	Number	%
Total	254,096	100.0%	12770	100.0%
<i>Responses from</i>				
Asian / Asian British	104,501	41.1%	5,534	43.3%
Black / Black British	18,629	7.3%	551	4.3%
Mixed / Dual Heritage	10,360	4.1%	434	3.4%
Other	5,787	2.3%	278	2.2%
White British / White Other	114,819	45.2%	5,973	46.8%

## Sex

Responders by Sex	Grand Total		Responders from within Parish Boundary Options	
	Number	%	Number	%
Total	2173	100%	1239	100%
Prefer not to say	349	16.1%	249	20.1%
<i>Responses from</i>				
Female	629	34.5%	398	40.2%
Male	1189	65.2%	588	59.4%
Prefer to self describe	6	0.3%	4	0.4%
All responders answering the question	1824	100.0%	990	100.0%

Census Data by Sex	ALL LBTH		Parish Boundary Options	
	Number	%	Number	%
Total	254,096	100.0%	12770	100.0%
<i>Responses from</i>				
Female	130,906	51.5%	5919	46.4%
Male	123,190	48.5%	6851	53.6%

## Gender identity

Is your gender identity the same as te one that you were assigned at birth?	Grand Total		Responders from within Parish Boundary Options	
	Number	%	Number	%
Total	2173	100%	1239	100%
Prefer not to say	689	31.7%	459	37.0%
<i>Responses from</i>				
No	18	1.2%	5	0.6%
Yes	1466	98.8%	775	99.4%
All responders answering the question	1484	100.0%	780	100.0%

## Religion

Responders by religion	Grand Total		Responders from within Parish Boundary Options	
	Number	%	Number	%
Total	2173	100.0%	1239	100
Prefer not to say	509	23.5%	368	29.8%
<i>Responses from</i>				
Buddhist	5	0.3%	1	0.1%
Christian	160	9.5%	86	9.6%
Hindu	8	0.5%	4	0.5%
Jewish	10	0.6%	6	0.7%
Muslim	1174	70.6%	610	70.1%
No religion	269	17.5%	145	17.8%
Other religion	38	1.0%	19	1.3%
Total responders answering the question	2173	100.0%	1239	100.0%

Census Data by religion	ALL LBTH		Parish Boundary Options	
	Number	%	Number	%
All categories: Religion	254,096	100.0%	12770	100.0%
Buddhist	2,726	1.1%	2473	19.4%
Christian	68,808	27.1%	78	0.6%
Hindu	4,200	1.7%	151	1.2%
Jewish	1,283	0.5%	95	0.7%
Muslim (Islam)	87,696	34.5%	4727	37.0%
Sikh	821	0.3%	36	0.3%
Other religion: Total	825	0.3%	42	0.3%
No religion: Total	48,648	19.1%	3019	23.6%
Religion not stated	39,089	15.4%	2149	16.8%

## Disability

Responders by disability	Grand Total		Responders from within Parish Boundary Options	
	Number	%	Number	%
Total	2173	100%	1239	100%
Prefer not to answer	638	29.4%	429	34.6%
<i>Responses from</i>				
No	1448	94.3%	775	95.7%
Yes	87	5.7%	35	4.3%
All responders answering the question	1535	100.0%	810	100.0%

Census data	ALL LBTH		Parish Boundary Options	
	Number	%	Number	%
All categories: General health	254,096	100%	14562	100%
Very good health	128,468	50.6%	7657	52.6%
Good health	83,209	32.7%	4622	31.7%
Fair health	27,062	10.7%	1401	9.6%
Bad health	11,228	4.4%	625	4.3%
Very bad health	4,129	1.6%	257	1.8%

## Sexual orientation

Responders by sexual orientation	Grand Total		Responders from within Parish Boundary Options	
	Number	%	Number	%
Total	2173	100%	1239	100%
Prefer not to say	1360	62.6%	818	66.0%
<i>Responses from</i>				
Bisexual	28	3.4%	10	2.4%
Gay man	51	6.3%	24	5.7%
Gay woman/lesbian	6	0.7%	4	1.0%
Heterosexual/straight	705	86.7%	375	89.1%
Prefer to self describe	23	2.8%	8	1.9%
All responders answering the question	813	100.0%	421	100.0%

## Relationship status

Responders by relationship status	Grand Total		Responders from within Parish Boundary Options	
	Number	%	Number	%
Total	2173	100.0%	1239	100.0%
Prefer not to say	738	34.0%	461	37.2%
<i>Responses from</i>				
Civil partnership	16	1.1%	5	0.6%
Cohabiting	76	5.3%	44	5.7%
Married	984	68.6%	511	65.7%
Single	359	25.0%	218	28.0%
All responders answering the question	1435	100.0%	778	100.0%

Census Data by relationship status	ALL LBTH		Parish Boundary Options	
	Number	%	Number	%
All categories: Living arrangements	200,214	100%	10215	100%
Living in a couple: Married	56,616	28.3%	2388	23.4%
Living in a couple: Cohabiting (opposite-sex)	20,651	10.3%	1094	10.7%
Living in a couple: In a registered same-sex civil partnership or cohabiting (same-sex)	3,986	2.0%	223	2.2%
Not living in a couple: Single (never married or never registered a same-sex civil partnership)	89,494	44.7%	5219	51.1%
Not living in a couple: Married or in a registered same-sex civil partnership	6,964	3.5%	367	3.6%
Not living in a couple: Separated (but still legally married or still legally in a same-sex civil partnership)	5,492	2.7%	209	2.0%
Not living in a couple: Divorced or formerly in a same-sex civil partnership which is now legally dissolved	9,732	4.9%	372	3.6%
Not living in a couple: Widowed or surviving partner from a same-sex civil partnership	7,279	3.6%	343	3.4%

## Appendix 4 Data Tables

### Q1: Which option do you support?

	Not answered		Option 1: Create a new parish (local) council to be called Spitalfields & Banglatown		Option 2: Reject the proposal to create a parish council and set up other (non-parish) ways for local people to be represented and get involved		Option 3: Reject the proposal to create a parish council. No change to current governance arrangements		Grand Total
	Number	%	Number	%	Number	%	Number	%	Number
Number of responses	41	1.9%	587	27.0%	169	7.8%	1376	63.3%	2173
Area covered by review	29	2.0%	449	31.3%	97	6.8%	860	59.9%	1435
<i>Responses from people living in</i>									
<b>Parish Boundary Option I</b>	<b>22</b>	<b>2.1%</b>	<b>381</b>	<b>36.6%</b>	<b>57</b>	<b>5.5%</b>	<b>581</b>	<b>55.8%</b>	<b>1041</b>
Parish Boundary Option II	26	2.5%	419	<b>35.3%</b>	66	5.6%	677	57.0%	1188
<b>Parish Boundary Option III</b>	<b>27</b>	<b>2.3%</b>	<b>429</b>	<b>36.1%</b>	<b>69</b>	<b>5.8%</b>	<b>714</b>	<b>60.1%</b>	<b>1239</b>
In Spitalfields & Banglatown and Weavers wards excluding Parish Boundary Option areas	2	1.0%	20	10.2%	28	14.3%	146	74.5%	196
Other wards in Tower Hamlets (excluding Spitalfields & Banglatown and Weavers wards)	11	1.9%	55	9.7%	64	11.3%	438	77.1%	568
Outside of Tower Hamlets	1	0.6%	83	48.8%	8	4.7%	78	45.9%	170

**Q1: Which option do you support?  
(online and paper)**

	Not answered		Option 1: Create a new parish (local council to be called Spitalfields & Banglatown)		Option 2: Reject the proposal to create a parish council and set up other (non-parish) ways for local people to be represented and get involved		Option 3: Reject the proposal to create a parish council. No change to current governance arrangements		Grand Total
	Online	Paper	Online	Paper	Online	Paper	Online	Paper	Number
Number of responses	3	38	275	312	143	26	317	1059	2173
Area covered by review	1	28	207	242	78	19	206	654	1435
<i>Responses from</i>									
Parish Boundary Option I	1	21	163	218	44	13	131	450	1041
Parish Boundary Option II	1	25	188	231	52	14	158	519	1188
Parish Boundary Option III	1	26	193	236	55	14	166	548	1239
In Spitalfields & Banglatown and Weavers wards excluding Parish Boundary Option areas	0	2	14	6	23	5	40	106	196
Other wards in Tower Hamlets (excluding Spitalfields & Banglatown and Weavers wards)	1	10	28	27	59	5	92	346	568
Outside of Tower Hamlets	1	0	40	43	6	2	19	59	170

**Q2: If a parish council were to be created, which boundary do you think best balances the identity of the area, would be best for the delivery of services and follows clear natural boundaries?**

	Boundary Option 1		Boundary Option II		Boundary Option III		Do not support any of the proposed boundaries		Not answered		Not sure		Grand Total
	Number	%	Number	%	Number	%	Number	%	Number	%	Number	%	
Number of responses	349	16.1%	108	5.0%	125	5.8%	1454	66.9%	39	1.8%	98	4.5%	2173
Area covered by the community governance review	273	19.0%	84	5.9%	90	6.3%	899	62.6%	30	2.1%	59	4.1%	1435
<i>Responses from people living</i>													
Parish Boundary Option I	260	25.0%	62	6.0%	51	4.9%	602	57.8%	23	2.2%	43	4.1%	1041
Parish Boundary Option II	261	21.8%	81	6.8%	74	6.2%	698	58.3%	35	2.9%	48	4.0%	1197
Parish Boundary Option III	262	<b>21.1%</b>	82	<b>6.6%</b>	83	<b>6.7%</b>	734	<b>59.2%</b>	27	<b>2.2%</b>	51	<b>4.1%</b>	1239
In Spitalfields & Banglatown and Weavers wards excluding Parish Boundary Option areas	11	5.6%	2	1.0%	7	3.6%	165	84.2%	3	1.5%	8	4.1%	196
Other wards in Tower Hamlets (excluding Spitalfields & Banglatown and Weavers wards)	30	5.3%	7	1.2%	23	4.0%	475	83.6%	8	1.4%	25	4.4%	568
Outside of Tower Hamlets	46	27.1%	17	10.0%	12	7.1%	80	47.1%	1	0.6%	14	8.2%	170



**Q2: If a parish council were to be created, which boundary do you think best balances the identity of the area, would be best for the delivery of services and follows clear natural boundaries?  
(online and paper)**

	Boundary Option 1		Boundary Option II		Boundary Option III		Do not support any of the proposed boundaries		Not answered		Not sure		Grand Total
	Online	Paper	Online	Paper	Online	Paper	Online	Paper	Online	Paper	Online	Paper	Number
Number of responses	167	182	35	73	100	25	381	1073	5	34	50	48	2173
Area covered by the community governance review	132	141	25	59	70	20	235	664	3	27	27	32	1435
<i>Responses from</i>													
Parish Boundary Option I	123	137	12	50	37	14	144	458	3	20	20	23	1041
Parish Boundary Option II	123	138	23	58	58	16	172	526	3	32	20	28	1197
Parish Boundary Option III	123	139	23	59	65	18	180	554	3	24	21	30	1239
In Spitalfields & Banglatown and Weavers wards excluding Parish Boundary Option areas	9	2	2	0	5	2	55	110	0	3	6	2	196
Other wards in Tower Hamlets (excluding Spitalfields & Banglatown and Weavers wards)	16	14	2	5	21	2	126	349	1	7	14	11	568
Outside of Tower Hamlets	19	27	8	9	9	3	20	60	1	0	9	5	170