

Tower Hamlets Council

Community Governance Review Consultation

Phase 1 Consultation Findings Report

06 March 2019

Introduction	3
Executive Summary	10
Analysis.....	11
1. Overall support for creation of parish council.....	11
2. Overall support for proposed boundaries	23
3. Name of parish council.....	35
4. Proposed electoral wards.....	41
Appendix A Phase 1 consultation questions	46
Appendix B Equalities data	49
Appendix C Summary of responses.....	55

Introduction

This report summarises the responses to the first phase of a Community Governance Review consultation which is being undertaken in response to a petition from residents requesting the creation of a new parish council in the Spitalfields area of the London Borough of Tower Hamlets.

Phase 1 of the Community Governance Review consultation opened on the 8 October and ran for 12 weeks until the 31 December 2018. The council chose a consultation period of 12 weeks to enable a broad range of views to be gathered. The consultation programme covered online, print and face-to-face channels to encourage a broad range of responses from different groups.

Background

The council received a valid petition on 23 July 2018 from residents requesting the creation of a new parish council, 'Spitalfields Town Council', to be located within the two wards of Spitalfields and Banglatown and Weavers.

The petition was organised and submitted by the Spitalfields Forum, the Spitalfields Society and Spitalfields Community Group. The council is now carrying out a community governance review under the provisions of the Local Government and Public Involvement in Health Act 2007.

Terms of reference for the review were published on the council website on 8 October 2019. The review is considering whether a parish council should be created. The council is consulting all residents in the two wards of Spitalfields & Banglatown and Weavers as well as any other person, organisation or business who has an interest in the review.

Two consultation phases will take place as part of the review. The first phase, on the proposals as set out in the petition, ran from 8 October 2018 and closed on 31 December 2018. This report details the findings from this phase of consultation.

A second consultation stage, putting forward the council's draft recommendations, will take place in spring 2019.

Phase 1 Consultation

Phase one of the consultation was designed to gather views and gauge the level of support for the proposals made by the petitioners. Namely:

- that a new parish council should be created;
- that its boundaries should be those set out by the petitioners in the map submitted with the petition
- that its name should be 'Spitalfields Town Council'
- that it should be divided into at least three wards

The consultation document explained that a parish council operates at a local level below the principal council, in this case Tower Hamlets Council. A parish council is a democratically elected, additional and legally independent tier of local government with its own councillors, which can provide a range of local services within a defined area. The petitioners proposed the creation of new

parish council, to be called 'Spitalfields Town Council'. They also proposed boundaries for the new parish and that it should have at least three electoral wards.

Government guidance states that parish councils work towards greater responsiveness to community needs and interests. Their activities fall into three main categories:

1. Representing the local community
2. Delivering services to meet specific local needs
3. Striving to improve quality of life and community wellbeing, including promoting community cohesion

Consultation documents outlined the areas where parish councils could exercise powers and duties, with the consent of the principle authority (i.e. Tower Hamlets). It would also be a statutory consultee for planning applications.

The consultation document stated that the parish council would be funded principally by an annual precept – an additional council tax levied on local council tax payers. But it could also be funded through income generated through, for example, car parking or markets. A parish council would also be eligible for a portion of the Community Infrastructure Levy collected in the area.

Objectives

The objectives of this consultation were:

1. To fulfil the council's obligations to undertake a community governance review following the receipt of a valid petition. The current guidelines state that we must complete this review within 12 months of the receipt of the petition.
2. To consider whether the creation of a parish council reflects the identities and interests of the community in the area.
3. To ensure that any proposed arrangements provide effective and convenient local government, including viability in the provision of services, the promotion of well-being and community cohesion.
4. To consider any other arrangements for community representation and engagement in the area that are already in place or that could be made.
5. To consider options for electoral arrangements for the parish council should the proposal to create a parish council be adopted.

Consultation Programme

Public consultation on whether a new parish council should be created commenced on the 08 October and lasted for 12 weeks until the 31 December 2018. The consultation programme covered online, printed and face-to face channels to encourage a broad range of responses from different groups including residents, workers, visitors, business owners/representatives and organisations such as Residents Associations and amenity groups.

Proposed Boundary

The border of the parish proposed by the petitioners was outlined in the consultation document and in a detailed map on the council website. During the consultation, the Spitalfields & Banglatown Town Council Campaign Group suggested an alternative boundary that encompassed the original boundary, plus an extension eastward. The council has agreed to consult further with this revised boundary in phase 2.



Figure 1 Original parish council boundary proposed by the petitioners

Responding to the Consultation

The council stated that its preferred means for people to respond to the consultation was on its website through an online questionnaire. This consisted of a mixture of closed and open questions to understand support or opposition to the creation of a new parish council. The questions included are listed below. The online questionnaire also requested some demographic information about the respondent if they wished to provide this.

The full questionnaire can be found in Appendix A.

The consultation questionnaire was accessible online via the council website. Additionally, a designated email address which was advertised, allowing respondents to request a paper questionnaire or any additional information or support they needed to help inform them of the process and how to respond.

To ensure the council could reach a wide cross section of the community a decision was taken to work with community researchers employed by the council. They conducted outreach to raise awareness of the consultation and encourage people to complete the questionnaire online. They distributed posters and fliers in both English and Bengali. The community researchers also supported nineteen people to complete a questionnaire. During the consultation period a review of demographic information collected through the online survey showed lower than expected response rates from women and people of Bangladeshi ethnicity. The community researchers were tasked with developing strategies for increasing responses from these two groups. This included outreach at places of worship and local schools.

Communications Programme

A broad range of communications were used to inform the local area about the consultation. The consultation was publicised on the council's website and through its social media channels. A press release was issued with the launch of the consultation. Letters were sent to over eight thousand residents of the two wards who are on the council tax register. The council also wrote to local faith organisations and places of worship, voluntary and community groups in the area, and local businesses. Posters were put up in council premises and other public venues. The council also distributed 500 dual language fliers (English / Bengali). The consultation was also promoted by word of mouth through face to face engagement and outreach.

Social media

The consultation was promoted on the councils' Twitter account (@TowerHamletsNow) and the councils' Facebook page.

- The council posted 11 of tweets about the consultation and received 20178 impressions.
- The council published 8 posts on the Tower Hamlets Council Facebook page, which had a combined reach of 7761.

Leaflets

To provide information about the consultation and the proposed parish council, Tower Hamlets produced 500 dual language leaflets that could be read in either English or Bangladeshi. These leaflets were distributed at various venues in the proposed area.

Letters

Letters about the consultation were sent to 8664 residents that were listed on the Council Tax Register as living in the proposed area.

Emails

Emails were sent to a variety of relevant organisations including:

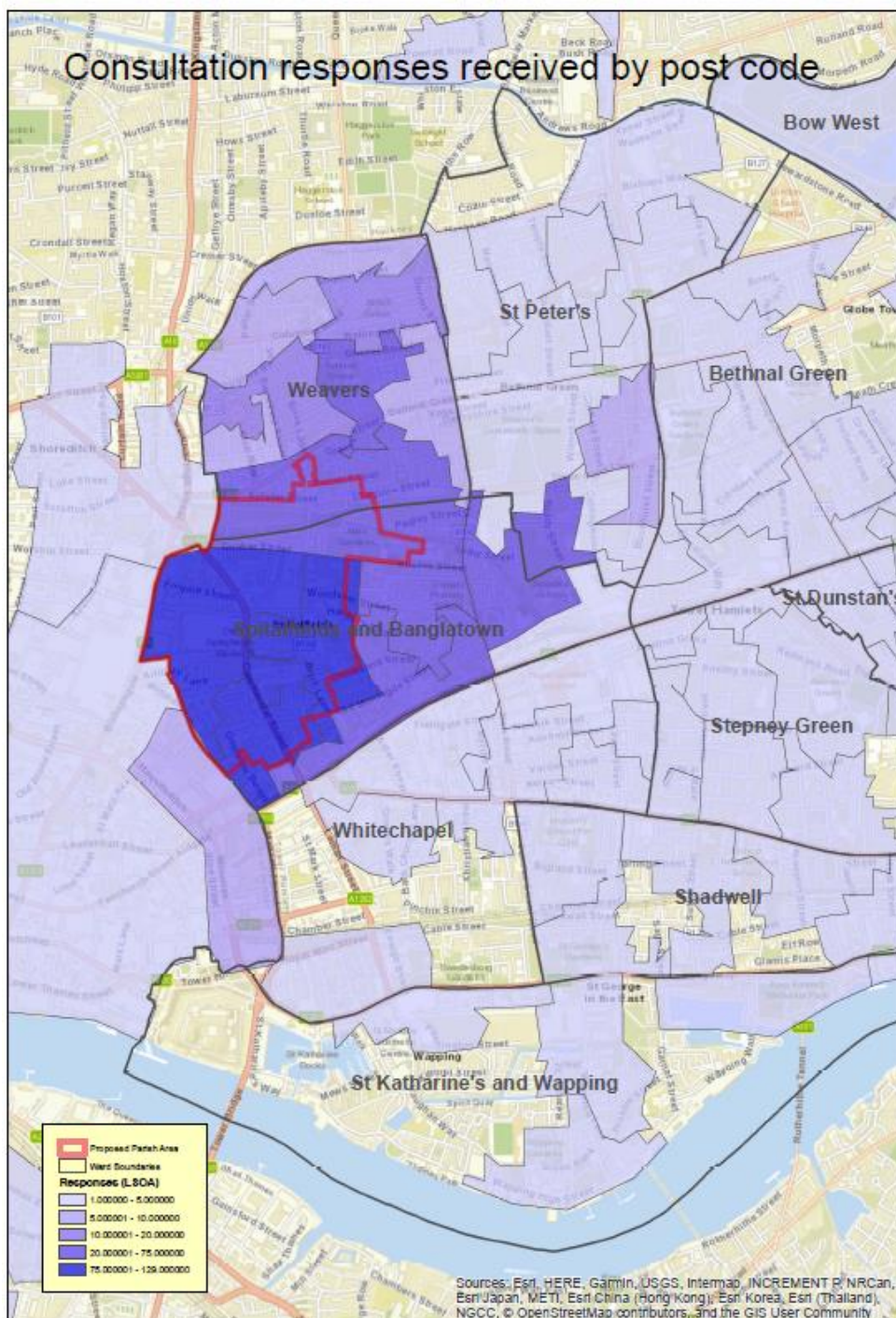
- Local businesses
- Local voluntary sector organisations and community groups
- Neighbouring local authorities (City of London Corporation, Hackney Council, Newham Council).

Other promotion

A5 posters were produced and distributed in council owned premises and other public spaces to promote the consultation.

Consultation Response

In total, the council receive 1028 responses to the consultation. Through data cleaning 136 responses were removed. As a result, 892 responses were considered of which, 673 responded as individuals, 40 responded on behalf of an organisation and 179 did not say in what capacity they were responding. Maps showing the distribution of responses by type of respondent and geographical area can be found in the maps in section below.



Analysis Methodology

There were 892 responses, 515 responses were submitted online, 19 were submitted by community researchers on council designed questionnaires and 350 paper questionnaires were handed in at the council reception, and eight responses were received in the form of a letter. N.b the 350 questionnaires handed in at council reception were not designed by the council but asked the same questions as the online questionnaire and were therefore deemed to be valid consultation responses. Only basic demographic information was included on these questionnaires.

Responses to the survey were cleaned to remove duplicate responses, where an individual has submitted more than one response to the consultation. Where duplicate responses were found, the most recent response was retained, and older versions were removed. This is because the most recent duplicate response is seen as providing the respondent's most recent views on the proposal.

All the open-ended questions in the consultation questionnaire were coded into themes to allow the responses to be quantified. This encompassed reading every response to these questions and creation of a code frame.

A breakdown of validated responses by survey method is presented below.

Analysis Methodology	Total	Living in proposed parish area	% of total received by method
Online	515	216	41.9%
Paper questionnaires handed in at Council Reception	350	132	37.7%
Paper questionnaires submitted by community researchers	19	11	57.9%
Responses by letter	8	3	37.5%
Total	892	362	40.6%

Next steps

The next phase of the Community Governance Review will be for the council to publish and consult on their draft recommendations. The findings from this phase 1 consultation will inform the recommendations.

The draft recommendations are scheduled for publication in March 2019 at which point there will be a further consultation period of twelve weeks.

The final recommendations will be prepared and agreed by the council in July 2019.

Executive Summary

Three quarters of respondents (75%) oppose the creation of a parish council. Opposition is uniform across all areas but particularly strong in Tower Hamlets wards other than Weavers and Spitalfields & Banglatown, with nine out of ten (90%) opposing the creation of a new parish council.

It is also noteworthy that 100% of the 358 responses handed in at the council reception oppose the creation of a parish council. The most likely explanation is that these were collected and submitted by campaigners against the proposals in the petition. The council is aware that there are groups campaigning actively both for and against the proposal to create a parish council.

The reasons given for this opposition vary greatly. Almost a quarter (24%) are worried that the creation of a parish council will divide the local community. Respondents also have financial concerns both in terms of having to pay more taxes and fees (18%) and in terms of dividing wealthy areas from more deprived areas (15%).

Of those supporting the proposal to create a parish council the main reasons given were wanting to have a voice in local decision making (25%), greater local democracy (23%) and a desire to address the needs of the area (18%).

The vast majority of respondents oppose the proposed boundaries (80%). This indicates that even amongst some who support the proposal in general, there are concerns with the proposed boundaries.

Again, the level of opposition varies by locations, with marginally more support for the boundaries, amongst those located in the area proposed by the petitioners (35%). In contrast, fewer than two out of ten respondents located in the extended area proposed by the Spitalfields & Banglatown Town Council Campaign Group offer their support (14%).

The reasons why respondents oppose these boundaries vary. Almost a quarter oppose the proposals in general and so oppose the boundaries (23%). Similarly, approximately one in five oppose the boundaries because they believe it will divide communities (23%).

About three out of five (59%) of respondents do not agree with naming the parish council 'Spitalfields Town Council'. Just over half of those who responded online disagree with the name (51%) compared with 78% of those who responded in other ways.

There was no consensus on the proposed electoral wards. About one in five (21%) agree with that there should at least three electoral wards, while 45% disagree.

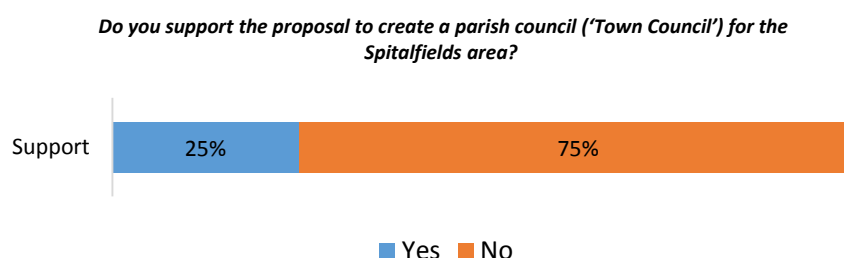
Appendix C provides a breakdown of responders by response method and geography.

Analysis

1. Overall support for creation of parish council

Q. Do you support the proposal to create a parish council ('Town Council') for the Spitalfields area?

Only a quarter (25%) of respondents who answered this question said that they agree with the proposal to create a parish council in the Spitalfields area. The majority of those that answered (75%) said they oppose the creation of a parish council.



Analysis by respondent type

The level of support for the proposal varies greatly between respondents situated in the proposed boundary for 'Spitalfields Town Council'. While a quarter of respondents to this question overall support the establishment of a parish council, almost four out of ten (39%) of residents living in the proposed area would like this to happen. This indicates that there might be slightly more support for this proposal within the proposed area, compared with people located outside the proposed boundary.

Only 67 of the respondents who answered this question are in the extended area proposed by the Spitalfields & Banglatown Town Council Campaign Group. Of these, only 15% support the creation of a parish council.

The level of support for a new parish council in Weavers and Spitalfields & Banglatown is slightly higher (30%) than the overall responses. In contrast, only 10% of Tower Hamlets residents living outside these two wards support the creation of a parish council.

Outside of Tower Hamlets, approximately one in five (21%) support the creation of a parish council.

Fewer than one in ten who responded via a paper survey (5%) support the creation of a parish council. The contrasts with 40% of those online.

Q. Do you support the proposal to create a parish council ('Town Council') for the Spitalfields area?

Analysis by area

There are significant differences in the way people responded, depending on their location. A higher proportion of respondents located in the area proposed by the petitioners support the creation of a parish council (39%), than respondents overall (25%).

	Yes	No
<i>No. of responses</i>	222	665
Total	25%	75%
Area proposed by the petitioners	39%	61%
Weavers (ward)	27%	73%
Spitalfields & Banglatown (ward)	31%	69%
Weavers and Spitalfields & Banglatown (wards combined)	30%	70%
Other wards in Tower Hamlets (excl. Weavers and Spitalfields & Banglatown)	10%	90%
Outside of Tower Hamlets	21%	79%

Analysis by methodology

There are significant differences in the level of support for the proposal based the response channel. All bar one paper response opposes the plans (100%). This contrasts strongly with online responses, where two in five (40%) support a new parish council.

	Yes	No
<i>No. of responses</i>	222	665
Total	25%	75%
Online (515)	40%	60%
Paper (377)	5%	95%

Q. Please give the reasons for your response.

Once respondents had said whether they support or oppose the creation of 'Spitalfields Town Council', respondents were asked to give the reasons for their answer in an open question. The section below explores these justifications. There were 887 responses to this question. The responses were divided between those who support and oppose the proposal as understandably their reasoning differs significantly.

‘Yes’

Of those that gave their reasoning, 222 respondents support the creation of a parish council. Amongst these respondents, a quarter argue that they need to have a voice in local decision making (25%).

‘Spitalfields is different to the rest of the borough. We need a council which could represent us and prioritise our interest.’

Similarly, more than one in five (23%) want greater levels of democracy and local democracy.

‘More direct involvement and local say in the neighbourhood. More local democracy.’

Fewer, respondents (18%) feel that a parish council will address local needs.

‘Tower Hamlets Council is in docklands, E14, The council does not represent us in anyway, they are too far away and aloof. We need proper representation on a local level away from bureaucrats.’

The table shows the top 10 open answer themes to this question.

Answer	Number of responses	% among those who responded to this question
Want/ need to have a voice/ be represented/ have a say	56	25%
Greater democracy/ local democracy/ local governing	50	23%
Local area needs / address local needs	41	18%
Get control of crime/ the streets/ services/ planning	34	15%
I agree/ I support proposal	26	12%
Spitalfields is a great/ unique/ special area	24	11%
It will help the area/ be good for the area	19	9%
Will be good/ nice a good idea (unspecific)	19	9%
Hold Tower Hamlets Council to account/ dislike Tower Hamlets Council	15	7%
Independence/ autonomy/ our own area	13	6%

Analysis by respondent type

Those that support the creation of a parish council have fairly uniform reasons for doing so. We cannot compare the justifications by respondent types as too few people responded on behalf of organisations to allow for reliable comparisons to be made. Similarly, no one who responded via a paper survey supported the proposal.

Analysis by area

The top reason given by respondents living in the area proposed by the petitioners is that the creation of a parish council will lead to greater levels of democracy (26%). A similar proportion of respondents argue that they need to have a voice (25%).

Area proposed by the petitioners only	Number of responses	% among those who responded to this question
<i>No. of responses</i>	140	
Greater democracy/ local democracy/ local governing	37	26%
Want/ need to have a voice/ be represented/ have a say	35	25%
Local area needs / address local needs	25	18%
Get control of crime/ the streets/ services/ planning	23	16%
I agree/ I support proposal	16	11%
Spitalfields is a great/ unique/ special area	16	11%
Will be good/ nice a good idea (unspecific)	15	11%

32 of the responses to this question are from responders who live in Weavers ward. Caution should be taken when analysing results among this group due to the small number of responses. The most common comments among this group were in favour of the parish council, saying they want to have a voice/need to be represented (11 comments), feel this will address local needs and help control services and local issues.

Weavers (ward)	Number of responses	% among those who responded to this question
<i>No. of responses</i>	32	
Want/ need to have a voice/ be represented/ have a say	11	34%
Get control of crime/ the streets/ services/ planning	7	22%
Local area needs / address local needs	6	19%
Accountability/ accountability is good	4	13%
Using money/ resources for local needs	2	6%

156 of the responses to this question from responders who are living in Spitalfields & Banglatown ward, who answered this question, the most common comments were in favour of the parish council. The top comments centered on having local representation (26%), addressing local needs (19%) and getting control of services and local issues (15%).

Spitalfields & Banglatown (ward)	Number of responses	% among those who responded to this question
<i>No. of responses</i>	156	
Want/ need to have a voice/ be represented/ have a say	40	26%
Local area needs / address local needs	29	19%
Get control of crime/ the streets/ services/ planning	24	15%
Using money/ resources for local needs	8	5%
Accountability/ accountability is good	6	4%
Not representative	1	1%
Not good for the area	1	1%
Poor communication to Bengali residents / ignored	1	1%

The combined comments from those living in both wards can be seen in the table below.

Weavers and Spitalfields & Banglatown (wards combined)	Number of responses	% among those who responded to this question
<i>No. of responses</i>	188	
Want/ need to have a voice/ be represented/ have a say	51	27%
Local area needs / address local needs	35	19%
Get control of crime/ the streets/ services/ planning	31	16%
Using money/ resources for local needs	10	5%
Accountability/ accountability is good	10	5%
Not representative	1	1%
Not good for the area	1	1%
Poor communication to Bengali residents / ignored	1	1%

Only 19 respondents outside of Weavers and Spitalfields & Banglatown wards and 15 outside of Tower Hamlets borough answered this question. As a result, it is not possible to draw reliable conclusions about the views of these groups from the survey.

Tower Hamlets Excl. Weavers and Spitalfields & Banglatown	Number of responses	% among those who responded to this question
<i>No. of responses</i>	19	
Local area needs / address local needs	4	21%
Want/ need to have a voice/ be represented/ have a say	3	16%
Get control of crime/ the streets/ services/ planning	2	11%
Using money/ resources for local needs	2	11%
Accountability/ accountability is good	1	5%
Not representative	1	5%

Only 15 respondents outside Tower Hamlets borough answered this question. As a result, it is not possible to draw reliable conclusions about the views of this group from the survey.

Outside of Tower Hamlets	Number of responses	% among those who responded to this question
<i>No. of responses</i>	15	
Want/ need to have a voice/ be represented/ have a say	2	13%
Local area needs / address local needs	2	13%
Get control of crime/ the streets/ services/ planning	1	7%
Using money/ resources for local needs	1	7%

Analysis by methodology

Those who responded online also want more of a voice (25%) and greater local democracy (24%).

Online	Number of responses	% among those who responded to this question
<i>No. of responses</i>	205	
Want/ need to have a voice/ be represented/ have a say	52	25%
Greater democracy/ local democracy/ local governing	49	24%
Local area needs / address local needs	40	20%
Get control of crime/ the streets/ services/ planning	34	17%
Spitalfields is a great/ unique/ special area	24	12%

Only 17 people who responded via paper, support a new parish council. As a result, it is not possible to draw reliable conclusions on the views of this group from the survey.

Paper	Number of responses	% among those who responded to this question
<i>No. of responses</i>	17	
Will be good/ nice a good idea (unspecific)	6	35%
It will help the area/ be good for the area	5	29%
Want/ need to have a voice/ be represented/ have a say	4	24%
I agree/ I support proposal	3	18%
Local area needs / address local needs	1	6%
Hold Tower Hamlets Council to account/ dislike Tower Hamlets Council	1	6%
A way to change/ a change for the better	1	6%

'No'

Of the 887 responses to this open question, 665 responses are from respondents who do not want a new parish council.

Almost a quarter of those who oppose a new parish council argue that it will divide communities (24%).

'It is divisive and smacks of the "them and us" attitude that causes social exclusion.'

Just under a fifth are worried about how finance implications of the proposal, such as higher taxes (18%).

'To run a parish council a new administration would have to be created and paid for by a new council tax precept. This will cost the people of Tower Hamlets more money, with no benefits.'

In a similar vein to other themes, 15% are concerned that the proposal creates further divides between wealthy and poorer residents.

'I don't think it's valid for a wealthy part of the borough to try and separate from its responsibilities to the rest of the borough'

Below is a breakdown of the top ten reasons of opposing the creation of a parish council.

Answer	Number of responses	% among those who responded to this question
It will divide communities	158	24%
Extra cost/ higher taxes/ fewer services	117	18%
Wealthy vs. poor / Poorer areas	101	15%
Do not support/ do not agree/ do not like	99	15%
Happy with existing council/ with Tower Hamlets Council	70	11%
Profit – personal Financial gain for some/ few	68	10%
No need for this	68	10%
More layers of bureaucracy/ government	57	9%
Bad idea (unspecific)	38	6%
Satisfied with the current system	38	6%

Analysis by respondent type

The reasoning behind respondents' opposition is also relatively uniform. However, online response tends to focus more on financial concerns, for instance they are significantly more likely to cite concerns that the proposals will divide wealthy areas from more deprived areas (30%) and argue that the creation of a new parish council is motivated by people pursuing personal financial gains (18%).

Analysis by area

Around one in five (21%) of respondents located in the area proposed by the petitioners expressed concern that a new parish council would lead to high taxes and conversely fewer services.

Area proposed by the petitioners only	Number of responses	% among those who responded to this question
<i>No. of responses</i>	211	
Extra cost/ higher taxes/ fewer services	44	21%
Divisive/ will divide communities	38	18%
Do not support/ do not agree/ do not like	26	12%
Happy with existing council/ with Tower Hamlets Council	26	12%
Wealthy vs. poor / Poorer areas	24	11%

86 of the respondents to this question live in Weavers ward. The most common comments among this groups centred on this being a divisive proposal (25%) and the difference between the economic outlook for those within the boundary compared with those outside (21%).

Weavers (ward)	Number of responses	% among those who responded to this question
<i>No. of responses</i>	86	
Divisive/ will divide communities	21	25%
Wealthy vs. poor / Poorer areas	18	21%
Extra cost/ higher taxes/ fewer services	14	16%
Do not support/ do not agree/ do not like	13	15%
Happy with existing council/ with Tower Hamlets Council	7	8%

Among those living in Spitalfields & Banglatown, the most common reasons to oppose the creation of a parish council, are that it will divide the community (22%) and perceived cost this will create (20%).

Spitalfields & Banglatown (ward)	Number of responses	% among those who responded to this question
<i>No. of responses</i>	346	
Divisive/ will divide communities	76	22%
Extra cost/ higher taxes/ fewer services	67	20%
Do not support/ do not agree/ do not like	49	14%
Happy with existing council/ with Tower Hamlets Council	39	11%
Wealthy vs. poor / Poorer areas	37	11%

When looking at the combined comments from those living in both wards, the most common comments centre on this being a divisive proposal (23%) and costs (19%).

Weavers and Spitalfields & Banglatown (wards combined)	Number of responses	% among those who responded to this question
<i>No. of responses</i>	432	
Divisive/ will divide communities	97	23%
Extra cost/ higher taxes/ fewer services	81	19%
Do not support/ do not agree/ do not like	62	15%
Wealthy vs. poor / Poorer areas	55	13%
Happy with existing council/ with Tower Hamlets Council	46	11%

Among those living outside of Weavers and Spitalfields & Banglatown wards the most common reasons to oppose the creation of a parish council are that this will divide communities and cost.

Tower Hamlets Excl. Weavers and Spitalfields & Banglatown	Number of responses	% among those who responded to this question
No. of responses	176	
Divisive/ will divide communities	52	30%
Wealthy vs. poor / Poorer areas	33	19%
Extra cost/ higher taxes/ fewer services	28	16%
Do not support/ do not agree/ do not like	21	12%
Happy with existing council/ with Tower Hamlets Council	16	9%

Among those living outside of Tower Hamlets altogether, the most common comment given was general opposition (29%) to the parish council followed by the divide between wealthy and poorer areas (23%).

Outside of Tower Hamlets	Number of responses	% among those who responded to this question
No. of responses	57	
Do not support/ do not agree/ do not like	16	29%
Wealthy vs. poor / Poorer areas	13	23%
Divisive/ will divide communities	9	16%
Extra cost/ higher taxes/ fewer services	8	14%
Happy with existing council/ with Tower Hamlets Council	8	14%

Analysis by methodology

Online respondents are very concerned that the proposals will divide wealth and poorer neighbourhoods (30%). Linked with this, these respondents are concerned more generally that proposals will divide communities (26%).

Online	Number of responses	% among those who responded to this question
<i>No. of responses</i>	308	
Wealthy vs. poor / Poorer areas	91	30%
Divisive/ will divide communities	80	26%
Extra cost/ higher taxes/ fewer services	72	23%
Profit – personal Financial gain for some/ few	56	18%
More layers of bureaucracy/ government	52	17%

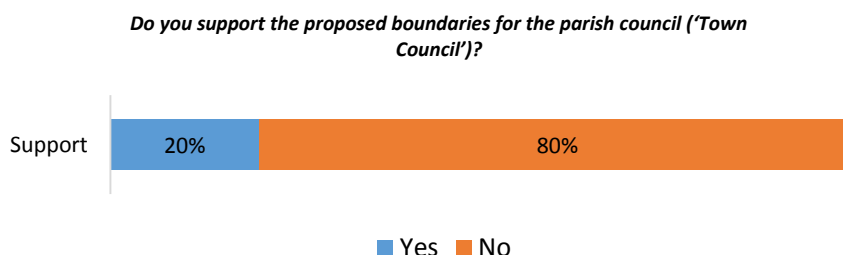
In contrast to online responses, those who completed the paper question are more likely to simply express general disagreement with the proposal (23%) followed by concern that it will divide communities (22%).

Paper	Number of responses	% among those who responded to this question
<i>No. of responses</i>	347	
Do not support/ do not agree/ do not like	80	23%
Divisive/ will divide communities	78	22%
Extra cost/ higher taxes/ fewer services	45	13%
Bad idea/ rubbish (unspecific)	30	9%
No need for this	30	9%
Happy with existing council/ with Tower Hamlets Council	28	8%

2. Overall support for proposed boundaries

Q. Do you support the proposed boundaries for the parish council ('Town Council')

Participants were asked to consider the proposed boundaries of the 'Spitalfields Town Council'. They were then asked where to support the proposed boundaries. Only one in five (20%) support the proposed boundaries, instead the vast majority (80%) oppose the proposal.



Analysis by respondent type

As with the first question, almost all paper responses opposed the proposed boundaries (100%). Understandably, respondents located in suggested extension to the boundaries are the least likely to support the proposed boundaries.

Q. Do you support the proposed boundaries for the parish council ('Town Council')??

Analysis by area

In a similar pattern to the earlier question asking whether respondents want a parish council, more respondents located in the area proposed by the petitioners are supportive of the proposed boundaries.

	Yes	No
<i>No. of responses</i>	176	710
Total	20%	80%
Proposed boundary (359)	35%	65%
Weavers (ward)	19%	81%
Spitalfields & Banglatown (ward)	26%	74%
Weavers and Spitalfields & Banglatown (wards combined)	25%	75%
Other Tower Hamlets wards	6%	94%
Outside Tower Hamlets	17%	83%

Analysis by methodology

As with earlier questions, almost all those who responded via a paper questionnaire oppose the new boundaries. In contrast, roughly a third (32%) of online responses support the proposed boundary.

	Yes	No
<i>No. of responses</i>	176	710
Total	20%	80%
Online (515)	32%	63%
Paper (371)	4%	96%

Q. Please give the reasons for your response.

Once respondents had said whether they support or oppose the proposed boundaries, in an open question they were asked to explain why. The section below explores these justifications. There were 886 responses to this question. The responses were divided between those who support and oppose the boundary, as understandably their reasoning differs significantly.

'Yes'

Of those that answered this question, 176 support the proposed boundaries.

Just under a third of supporters argue that the proposed boundaries define the area well (31%). The boundaries encompass an area with a distinctive and different.

'It would seem to be a coherent area, where there is already a sense of community.'

One in five supporters (20%) argue that it covers the area known as Spitalfields and so is appropriate.

'They are appropriate and cover the town-centre of Spitalfields.'

Almost one in ten supporters say that the boundaries will allow the parish council to offer better local governance of the area.

'The proposed area is big enough to warrant the governance of a parish council but includes only those areas that share specific planning and management issues.'

The table overleaf shows the top ten justifications for the supporting the proposed boundaries.

Answer	Number of responses	% among those who responded to this question
Defines area well/ covers core areas/ defines areas correctly/ appropriate boundaries/ areas/ accurate	55	31%
Covers the are known as Spitalfields/ covers the centre of Spitalfields	35	20%
Areas that need better management/ policing/ care	16	9%
Support proposals	11	6%
I am living in these areas	11	6%
Looks good/ seems good	9	5%
Larger area/ include more areas	9	5%
Historic reasons/ historic streets/ areas	8	5%
Reasonable idea/ good idea/ sensible/ logical	7	4%
More representative	7	4%

Analysis by respondent type

As relatively small sample, the reasoning given for support of the boundaries is fairly uniform across all types of respondents. Additionally, too few people who responded as representatives of organisations, support the boundaries to allow comparisons between individuals and organisations. Finally, no one responding via paper surveys support the current boundaries and so comparisons cannot be made.

Analysis by area

When asked why they support the proposed boundaries, a third of those living in the area proposed by the petitioners said that it defines that area well (34%). Just under a quarter agreed with the boundaries because it covers the Spitalfields area (22%).

Proposed boundary	Number of responses	% among those who responded to this question
<i>No. of responses</i>	<i>125</i>	
Defines area well/ Covers core areas/ defines areas correctly/ Appropriate boundaries/ areas/ accurate	43	34%
Covers the are known as Spitalfields/ covers the centre of Spitalfields	28	22%
Areas that need better management/ policing/ care	12	10%
I am living in these areas	9	7%
More representative	7	6%

Only 23 residents living Weavers ward commented on why they support the proposed boundary, and as a result it is not possible to make reliable conclusions about the views of this group.

Weavers (ward)	Number of responses	% among those who responded to this question
<i>No. of responses</i>	23	
Defines area well/ Covers core areas/ defines areas correctly/ Appropriate boundaries/ areas/ accurate	7	30%
Larger area/ include more areas	5	22%
Support proposals	4	17%
Looks good/ seems good	3	13%
Covers the are known as Spitalfields/ covers the centre of Spitalfields	2	9%
Areas that need better management/ policing/ care	2	9%

Among those living in Spitalfields & Banglatown who support the proposed boundary, 130 commented on why they feel this way. The most common comments were that this defines the area appropriately (32%) and covers the area currently known as Spitalfields (24%).

Spitalfields & Banglatown (ward)	Number of responses	% among those who responded to this question
<i>No. of responses</i>	130	
Defines area well./ Covers core areas/ defines areas correctly/ Appropriate boundaries/ areas/ accurate	41	32%
Covers the area known as Spitalfields/ covers the centre of Spitalfields	31	24%
Areas that need better management/ policing/ care	12	9%
I am living in these areas	10	8%

When the views of those living In Weavers and Spitalfields & Banglatown are combined the most commons reasons for supporting the proposed boundary is that it defines the area appropriately (31%) and covers the Spitalfield & Banglatown area (22%).

Weavers and Spitalfields & Banglatown (wards combined)	Number of responses	% among those who responded to this question
<i>No. of responses</i>	<i>153</i>	
Defines area well./ Covers core areas/ defines areas correctly/ Appropriate boundaries/ areas/ accurate	48	31%
Covers the are known as Spitalfields/ covers the centre of Spitalfields	33	22%
Areas that need better management/ policing/ care	14	9%
I am living in these areas	11	7%
Looks good/ seems good	9	6%
Support proposals	9	6%

Only a small number of respondents living outside of the two wards commented here. As a result, we are not able to draw reliable conclusions about the views of this group.

Other Tower Hamlets wards	Number of responses	% among those who responded to this question
<i>No. of responses</i>	<i>11</i>	
Defines area well./ Covers core areas/ defines areas correctly/ Appropriate boundaries/ areas/ accurate	5	45%
Support proposals	2	18%

Similarly, there were too few responses from people living outside of Tower Hamlets borough to draw reliable conclusions about the views of this group.

Outside Tower Hamlets	Number of responses	% among those who responded to this question
<i>No. of responses</i>	11	
Defines area well./ Covers core areas/ defines areas correctly/ Appropriate boundaries/ areas/ accurate	2	18%
Covers the are known as Spitalfields/ covers the centre of Spitalfields	2	18%
Reasonable idea/ good idea/ sensible/ logical	2	18%

Analysis by methodology

The top reason for online responses, the main reasons for supporting the boundaries remain that it defines the area well (31%) and covers the Spitalfields area (21%).

Online	Number of responses	% among those who responded to this question
<i>No. of responses</i>	163	
Defines area well/ Covers core areas/ defines areas correctly/ Appropriate boundaries/ areas/ accurate	50	31%
Covers the are known as Spitalfields/ covers the centre of Spitalfields	34	21%
Areas that need better management/ policing/ care	16	10%
I am living in these areas	11	7%
Support proposals	9	6%
Looks good/ seems good	9	6%
Larger area/ include more areas	9	6%

Only 12 people who responded by a paper support the proposed boundaries. As a result, it is not possible to draw reliable conclusions about the views of this group.

Paper	Number of responses	% among those who responded to this question
<i>No. of responses</i>	12	
Defines area well/ Covers core areas/ defines areas correctly/ Appropriate boundaries/ areas/ accurate	5	42%
Unique business hub/ area	2	17%
Covers the are known as Spitalfields/ covers the centre of Spitalfields	1	8%
Support proposals	2	17%
Reasonable idea/ good idea/ sensible/ logical	1	8%
Good sizes/ not too big	1	8%
Divisive/ don't want to divide Tower Hamlets/ the community	1	8%
Wealthy vs poor/ gentrification	1	8%

'No'

Of those that justified their answer, 710 oppose the new boundaries. Their concerns mirror the issues raised when asked whether people support the proposal overall.

Respondents top concern, with almost a quarter (23%) arguing that the boundaries will literally be divisive and divide the local community.

'Creates a further ghetto of desirable accommodation and businesses, destroying the local sense of cohesion.'

A similar number of people (23%) simple just do not support this option.

'I don't agree with the proposal anyway, so any border is going to be unacceptable. i.e. there are no borders that would make me change my mind.'

Around 16% are concerned that the boundaries will divide the wealthier and more economically deprived.

'These proposed boundaries divide the wealthier and poorer parts of Spitalfields creating further division in the local community.'

The table overleaf shows the top ten justifications for not supporting the boundaries.

Answer	Number of responses	% among those who responded to this question
Divisive/ don't want to divide Tower Hamlets/ the community	159	23%
Do not support the option/ don't agree/ do not do this/ No	157	23%
Wealthy vs poor/ gentrification	107	16%
Don't like boundaries	55	8%
Larger area/ include more areas	55	8%
Not needed/ no need for this	54	8%
Waste of money/ extra costs/ fewer services/ CIL would not help poor areas	52	8%
Bad idea	29	4%
Happy as it is/ Happy to be one borough	28	4%
Happy with Tower Hamlets Council/ once council	27	4%

Analysis by respondent type

There were few differences in the reasons given for opposing the boundaries by different groups of respondents. People who responded online tended to be more concerned about dividing the wealthier areas from areas of deprivations (26%), whereas paper responses tend to focus on the division of the area more generally.

Q. Do you support the proposed boundaries for the parish council ('Town Council')

Analysis by area

When asked why they do not support the proposed borders around three out ten (28%) just simply do not support the proposal overall. Roughly one in five (22%) feel that the borders will divide the community.

Proposed boundary	Number of responses	% among those who responded to this question
<i>No. of responses</i>	213	
Do not support the option/ don't agree/ do not do this/ No	59	28%
Divisive/ don't want to divide Tower Hamlets/ the community	46	22%
Wealthy vs poor/ gentrification	26	12%
Not needed/ no need for this	19	9%
Don't like boundaries	16	8%
Larger area/ include more areas	18	8%
Waste of money/ extra costs/ fewer services/ CIL would not help poor areas	18	8%

Among those living in Weavers ward, the most common comments from those who oppose the proposed boundary express general opposition (18%) and that this will gentrify the area (16%).

Weavers (ward)	Number of responses	% among those who responded to this question
<i>No. of responses</i>	94	
Do not support the option/ don't agree/ do not do this/ No	17	18%
Wealthy vs poor/ gentrification	15	16%
Divisive/ don't want to divide Tower Hamlets/ the community	13	14%
Don't like boundaries	12	13%

Results among those living in Spitalfields & Banglatown are similar to those living in Weavers, with comments centring on general opposition to the parish council (26%) and that this will divide the community (23%).

Spitalfields & Banglatown (ward)	Number of responses	% among those who responded to this question
<i>No. of responses</i>	355	
Do not support the option/ don't agree/ do not do this/ No	92	26%
Divisive/ don't want to divide Tower Hamlets/ the community	83	23%
Wealthy vs poor/ gentrification	46	13%
Larger area/ include more areas	38	11%
Not needed/ no need for this	30	8%

When the views of residents living in both Weavers and Spitalfields & Banglatown are combined almost a quarter (24%) express general opposition and more than one in five are worried that proposal will divide the community (21%).

Weavers and Spitalfields & Banglatown (wards combined)	Number of responses	% among those who responded to this question
<i>No. of responses</i>	449	
Do not support the option/ don't agree/ do not do this/ No	109	24%
Divisive/ don't want to divide Tower Hamlets/ the community	96	21%
Wealthy vs poor/ gentrification	61	14%
Larger area/ include more areas	46	10%
Not needed/ no need for this	38	8%

Amongst those that living in other wards, almost a quarter (24%) believe that the proposed boundaries will divide the community. There are some that are concerned that boundaries will accentuate gentrification (17%).

Other Tower Hamlets wards (excl. Weavers and Spitalfields & Banglatown)	Number of responses	% among those who responded to this question
<i>No. of responses</i>	181	
Divisive/ don't want to divide Tower Hamlets/ the community	43	24%
Do not support the option/ don't agree/ do not do this/ No	35	19%
Wealthy vs poor/ gentrification	31	17%
Don't like boundaries	16	9%
Not needed/ no need for this	15	8%

Over a third of those who responded to the survey, oppose the boundaries and don't live in the borough, are worried that the boundaries will divide the community (36%). Over a quarter are concerned that the boundaries will further increase the rate of gentrification (27%).

Outside Tower Hamlets	Number of responses	% among those who responded to this question
<i>No. of responses</i>	56	
Divisive/ don't want to divide Tower Hamlets/ the community	20	36%
Wealthy vs poor/ gentrification	15	27%
Do not support the option/ don't agree/ do not do this/ No	13	23%
Waste of money/ extra costs/ fewer services/ CIL would not help poor areas	8	14%
Don't like boundaries	7	13%

Analysis by methodology

As with other groups, the main concern for respondents online is that the proposals will divide the community (28%). There is also a significant level of concern that these divisions will divide people based on their wealth (26%).

Online	Number of responses	% among those who responded to this question
<i>No. of responses</i>	352	
Divisive/ don't want to divide Tower Hamlets/ the community	98	28%
Wealthy vs poor/ gentrification	93	26%
Larger area/ include more areas	50	14%
Don't like boundaries	43	12%
Waste of money/ extra costs/ fewer services/ CIL would not help poor areas	36	10%

Around two in five responses via paper focus on general opposition to the creation of a parish council (38%). Almost one in five are concerned that the proposed boundaries will create divisions in the community (18%)

Paper	Number of responses	% among those who responded to this question
<i>No. of responses</i>	334	
Do not support the option/ don't agree/ do not do this/ No	127	38%
Divisive/ don't want to divide Tower Hamlets/ the community	61	18%
Bad idea	26	8%
Not needed/ no need for this	22	7%
Waste of money/ extra costs/ fewer services/ CIL would not help poor areas	16	5%

3. Name of parish council

Q. If a parish council is created, the petitioners propose that it is called 'Spitalfields Town Council'. What do you think?

Respondents were asked what they think of the proposed name for the parish council - Spitalfields Town Council.

Overall, 29% of those who answered this question said they agree or are content with the proposed name for the parish council. However, three in five (61%) disagree or are not content with this name. The top ten most common comments on this question are detailed below.

Response	Number of responses	% among those who responded to this question	% of all respondents
<i>Base</i>	861	861	892
Net : Agree with name	249	29%	28%
Net: Disagree with name	527	61%	59%
No/No way	142	16%	16%
Disagree/ I do not agree/ do not support	80	9%	9%
Good idea/ Good/ fine/ cool/ great/ ok/ Sounds good	66	8%	7%
Bad idea/ not a good idea/ do not like the idea	51	6%	6%
Good name/ fantastic name	50	6%	6%
Disagree with the creation of a Parish Council	47	5%	5%
Agree/ I agree/ Agree with the name	47	5%	5%
It will destroy the heritage of Spitalfields and Banglatown	34	4%	4%
Spitalfields is a well-known name for the area	25	3%	3%
Not representative/ unfair	22	3%	2%
Prefer other names (Spitalfields Council/ Spitalfields & Brick Lane/ Spitalfields & Banglatown Council/ Spitalfields & Weavers Town Council)	21	2%	2%

Analysis by respondent type

Analysis by Area

Among those living within the proposed boundary area, just over two in five (43%) agree or are positive about the proposed name for the parish council. Half (50%) disagree or a negative about the name.

Proposed boundary	Number of responses	% among those who responded to this question
<i>No. of responses</i>	345	
Net : Agree with name	148	43%
Net: Disagree with name	171	50%
Agree/ I agree/ Agree with the name	37	11%
Good idea/ Good/ fine/ cool/ great/ ok/ Sounds good	38	11%
Good name/ fantastic name	30	9%
Spitalfields is a well known name for the area	19	6%
No/ No way (No more specific)	46	13%
Disagree/ I do not agree/ do not support	27	8%
Disagree with the creation of a Parish Council	20	6%
Bad idea/ not a good idea/ do not like the idea	17	5%
It will destroy the heritage of Spitalfields and Banglatown	13	4%

Among those living in Weavers ward, a third agree with the propose name (34%), with three in five disagreeing (59%).

Weavers (ward)	Number of responses	% among those who responded to this question
<i>No. of responses</i>	115	
Net : Agree with name	39	34%
Net: Disagree with name	68	59%
Good idea/ Good/ fine/ cool/ great/ ok/ Sounds good	15	13%
Good name/ fantastic name	12	10%
Disagree/ I do not agree/ do not support	10	9%
No/ No way (No more specific)	14	12%
Prefer other names (White Spitalfields/ Spitalfields Council/ Spitalfields & Brick Lane/ Spitalfields & Banglatown Council/ Spitalfields & Weavers Town Council	6	5%

Similarly, 34% of those living in Spitalfields & Banglatown agree with the name while 57% oppose.

Spitalfields & Banglatown (ward)	Number of responses	% among those who responded to this question
<i>No. of responses</i>	491	
Net : Agree with name	168	34%
Net: Disagree with name	282	57%
No/ No way (No more specific)	78	16%
Disagree/ I do not agree/ do not support	47	10%
Good idea/ Good/ fine/ cool/ great/ ok/ Sounds good	44	9%
Agree/ I agree/ Agree with the name	40	8%
Bad idea/ not a good idea/ do not like the idea	29	6%

When the views of Weavers and Spitalfields & Banglatown residents are combined, approximately a third (34%) support the name, while 58% oppose the name.

Weavers and Spitalfields & Banglatown (wards combined)	Number of responses	% among those who responded to this question
<i>No. of responses</i>	606	
Net : Agree with name	207	34%
Net: Disagree with name	350	58%
No/ No way (No more specific)	92	15%
Good idea/ Good/ fine/ cool/ great/ ok/ Sounds good	59	10%
Disagree/ I do not agree/ do not support	57	9%
Agree/ I agree/ Agree with the name	41	7%
Good name/ fantastic name	41	7%

Agreement with the proposed name of the parish council is even lower among those living outside of the two wards– with around one in five agreeing (15%).

Other Tower Hamlets wards (excl. Weavers and Spitalfields & Banglatown)	Number of responses	% among those who responded to this question
<i>No. of responses</i>	188	
Net : Agree with name	28	15%
Net: Disagree with name	130	69%
No/ No way (No more specific)	36	19%
Disagree/ I do not agree/ do not support	18	10%
Bad idea/ not a good idea/ do not like the idea	16	9%

Similarly, around one in five people living outside the borough (21%) agree that the parish council should be called 'Spitalfields Town Council'.

Outside of Tower Hamlets	Number of responses	% among those who responded to this question
<i>No. of responses</i>	67	
Net : Agree with name	14	21%
Net: Disagree with name	47	70%
No/ No way (No more specific)	14	21%
Disagree with the creation of a Parish Council	11	16%
Disagree/ I do not agree/ do not support	5	7%
Agree/ I agree/ Agree with the name	4	6%
Bad idea/ not a good idea/ do not like the idea	4	6%

Analysis by Methodology

Just over two in five of those who responded online agree or are positive about the proposed name of the parish council (43%). Around half disagree or are not supportive of the name (51%).

Online	Number of responses online	% of responses online
<i>No. of responses</i>	514	
Net : Agree with name	223	43%
Net: Disagree with name	264	51%
Good idea/ Good/ fine/ cool/ great/ ok/ Sounds good	58	11%
Disagree/ I do not agree/ do not support	57	11%
Good name/ fantastic name	47	9%
Agree/ I agree/ Agree with the name	46	9%
Disagree with the creation of a Parish Council	43	8%

Among those who responded via paper survey, only 7% agree with the proposed name, 76% disagree or do not support this. The most common comments from this group are all negative.

Paper	Number of responses via paper	% of responses via paper
<i>No. of responses</i>	<i>347</i>	
Net : Agree with name	26	7%
Net: Disagree with name	263	76%
No/ No way	131	38%
Bad idea/ not a good idea/ do not like the idea	34	10%
Disagree/ I do not agree/ do not support	23	7%

4. Proposed electoral wards

Q. If a parish council is created, the petitioners propose that it is divided into at least three electoral wards. What do you think?

Respondents were asked whether they think the new parish council should be split into at least three electoral wards.

Overall, 21% of those who answered this question said they agree or are positive about this proposal. Over two in five however, disagree or are negative about this proposal. The top ten most common comments on this question are detailed below.

Response	Number of responses	% among those who responded to these questions	% of all respondents
<i>Base</i>	861	861	892
Net: Agree with proposal/positive response	188	22%	21%
Net: Disagree with proposal/negative response	402	46%	45%
Disagree/ I do not agree/ do not support	101	12%	11%
Agree/ I agree	73	8%	8%
Good idea/ Good/ fine/ cool/ great/ ok/ Sounds good	46	5%	5%
Waste of resources/ waste of money	45	5%	5%
Disagree with the creation of a Parish Council	43	5%	5%
Wards too small for number of councillors/too many councillors for areas/ people would be underrepresented/ not enough people will live in them	34	4%	4%
Divisive/ would cause divisions	32	4%	4%
Bad idea/ not a good idea/ do not like the idea	31	4%	3%
No need/ unnecessary	26	3%	3%
Keep it as it is/ Don't change	24	3%	3%

Analysis by respondent type

Analysis by Area

Results for respondents living within the proposed boundary area, around a third (34%) agree or are content with the proposal to have at least three electoral wards, and two in five (39%) disagree or are not content with this.

Proposed boundary	Number of responses	% among those who responded to this question
<i>No. of responses</i>	343	
Net : Agree with proposal/positive response	118	34%
Net: Disagree with proposal/negative response	133	39%
Disagree/ I do not agree/ do not support	51	15%
Agree/ I agree/ Agree with the name	50	15%
Good idea/ Good/ fine/ cool/ great/ ok/ Sounds good	32	9%
It would make each ward fairly represented/ more democracy	21	6%
Divisive/ would cause divisions	17	5%

Among those living in Weavers ward, one in five agree (21%) with the proposed electoral wards for the parish council.

Weavers (ward)	Number of responses	% among those who responded to this question
<i>No. of responses</i>	115	
Net : Agree with proposal/positive response	24	21%
Net: Disagree with proposal/negative response	53	46%
Waste of resources/ waste of money	10	9%
Don't know	9	8%
Good idea/ Good/ fine/ cool/ great/ ok/ Sounds good	8	7%
Disagree/ I do not agree/ do not support	8	7%
No Need/ unnecessary	8	7%

Just under three out of ten (27%) agree with the proposed electoral wards while more than two in five disagree (43%).

Spitalfields & Banglatown (ward)	Number of responses	% among those who responded to this question
<i>No. of responses</i>	490	
Net : Agree with proposal/positive response	132	27%
Net: Disagree with proposal/negative response	212	43%
Disagree/ I do not agree/ do not support	72	15%
Good idea/ Good/ fine/ cool/ great/ ok/ Sounds good	33	7%
Divisive/ would cause divisions	24	5%
Bad idea/ not a good idea/ do not like the idea	20	5%
Wards too small for number of councillors/ Too many councillors for areas/ people would be underrepresented/ not enough people will live in them/ low density of people	19	4%
Don't know	19	4%

When the views of residents living in both Weavers and Spitalfields and Banglatown are combined, just over a quarter support the proposal (26%) and while 44% disagree with the proposed electoral wards.

Weavers and Spitalfield & Banglatown (wards combined)	Number of responses	% among those who responded to this question
<i>No. of responses</i>	605	
Net : Agree with proposal/positive response	156	26%
Net: Disagree with proposal/negative response	265	44%
Disagree/ I do not agree/ do not support	80	13%
Agree/ I agree/ Agree with the name	64	11%
Good idea/ Good/ fine/ cool/ great/ ok/ Sounds good	41	7%
Don't know	28	5%

Amongst those living in other wards, only 11% agree with the electoral ward divisions whereas over half oppose (56%).

Other Tower Hamlets wards (excl. Weavers and Spitalfields & Banglatown)	Number of responses	% among those who responded to this question
<i>No. of responses</i>	189	
Net : Agree with proposal/positive response	20	11%
Net: Disagree with proposal/negative response	105	56%
Waste of resources/ waste of money	20	11%
Disagree/ I do not agree/ do not support	18	10%
No Need/ unnecessary	10	5%
Wards too small for number of councillors/ Too many councillors for areas/ people would be underrepresented/ not enough people will live in them/ low density of people	9	5%

Outside Tower Hamlets, only 18% agree with the electoral wards. Whereas almost half disagree with the proposed electoral wards (48%).

Outside Tower Hamlets	Number of responses	% among those who responded to this question
<i>No. of responses</i>	67	
Net : Agree with proposal/positive response	12	18%
Net: Disagree with proposal/negative response	32	48%
Disagree with the creation of a Parish Council	14	21%
Agree/ I agree/ Agree with the name	4	6%
Disagree/ I do not agree/ do not support	3	4%
No/ No way (No more specific)	3	4%
Other answers	3	4%

Analysis by Methodology

Just over a third (34%) of those who responded online agree or are positive about the proposal to have at least three electoral wards. However, half disagree or are not supportive of this.

Online	Number of responses online	% of responses online
<i>No. of responses</i>	514	
Net : Agree with proposal/positive response	173	34%
Net: Disagree with proposal/negative response	255	50%
Agree/ I agree/ Agree with the name	72	14%
Disagree/ I do not agree/ do not support	66	13%
Good idea/ Good/ fine/ cool/ great/ ok/ Sounds good	41	8%
Disagree with the creation of a Parish Council	39	8%

Among those who responded via paper survey, only 4% agree with the proposal to have at least three electoral wards. Two in five disagree or are negative about this (42%). The most common comments from this group are all negative.

Paper	Number of responses via paper	% of responses via paper
<i>No. of responses</i>	347	
Net : Agree with proposal/positive response	15	4%
Net: Disagree with proposal/negative response	147	42%
Disagree/ I do not agree/ do not support	35	10%
Waste of resources/ waste of money	22	6%
Divisive/ would cause divisions	18	5%
Bad idea/ not a good idea/ do not like the idea	16	5%

Appendix A Phase 1 consultation questions

1a. Do you support the proposal to create a parish council ('Town Council') for the Spitalfields area?

*

- Yes
- No

1b. Please give the reasons for your response.

2a. Do you support the proposed boundaries for the parish council ('Town Council')? *

- Yes
- No

2b. Please give the reasons for your response.

3. If a parish council is created, the petitioners propose that it is called 'Spitalfields Town Council'. What do you think?

4. If a parish council is created, the petitioners propose that it is divided into at least three electoral wards. What do you think?

So we can validate the outcome of the consultation, please provide us with the following information. We will not share your personal details with other parties and will only use it for the purposes of this consultation. For further information on how we handle your data and privacy read our privacy notice.

5. Name

6. Address *

7. Postcode *

8. Are you responding as a *

- As an individual
- On behalf of an organisation or group

9. Do you:

- Live
- Work
- Study
- Have a business in the area _____

10. How old are you?

- 0-15
- 16-24
- 25-34
- 35-44
- 45-54
- 55-64
- 65+
- Prefer not to say

11. What is your ethnic origin?

- White: British
- White: Irish
- White: Gypsy/Roma or Traveller
- White: Any other background
- Black or Black British: African
- Black or Black British: Caribbean
- Black or Black British: Somali
- Black or Black British: Any other background
- Asian or Asian British: Bangladeshi
- Asian or Asian British: Indian
- Asian or Asian British: Pakistani
- Asian or Asian British: Any other background
- Mixed/Dual Heritage: White & Black African
- Mixed/Dual Heritage: White & Asian
- Mixed/Dual Heritage: White & Black Caribbean
- Mixed/Dual Heritage: Any other background
- Other Ethnic Groups: Vietnamese
- Other Ethnic Groups: Chinese
- Other Ethnic Groups/ Any Other Group
- Prefer not to say
- Other _____

12. Which of the following describes how you think of yourself?

- Male
- Female
- Trans Intersex
- Prefer not to say

13. Is your gender identity the same as the sex you were assigned to at birth?

- Yes
- No
- Prefer not to say

14. What is your sexual orientation?

- Bisexual
- Homosexual (Lesbian/Gay)
- Heterosexual (Straight)
- Prefer not to say
- Other_____

15. What is your religion or belief system?

- No Religion
- Agnostic
- Muslim
- Christian
- Jewish
- Buddhist
- Sikh
- Hindu
- Humanist
- Prefer not to say
- Other_____

16. What is your relationship status?

- Civil partnership
- Married
- Single
- Co-habiting
- Prefer not to say

17. Do you consider yourself to have a disability according to the terms given in the Equality Act 2010?

- Yes
- No
- Prefer not to say

Appendix B Equalities data

Equalities data of responders is provided against the protected characteristics. Data relates to responders to the online consultation, where consent to publish was sought. Data is show for all responders to the online consultation and for those responders who indicated they live in the proposed parish area. Equalities data gathered from the Census 2011 is also provided for comparison purposes.

Age

Survey Responders by Age	All Responders		Responders from proposed parish area	
	Count	%	Count	%
0 to 15	2	0.4%	1	0.5%
16 to 24	30	5.8%	11	5.1%
25 to 34	104	20.2%	35	16.2%
35 to 44	110	21.4%	39	18.1%
45 to 54	92	17.9%	47	21.8%
55 to 64	81	15.7%	35	16.2%
65+	47	9.1%	26	12.0%
blank	1	0.2%	0	0.0%
Prefer not to say	48	9.3%	22	10.2%
Grand Total	515	100.0%	216	100.0%

Census Data by Age (KS102EW)	ALL	Spitalfields and Banglatown	Weavers	Proposed Parish Council Area
0-15	19.7%	14.7%	14.7%	11.6%
16-24	16.8%	21.2%	21.2%	18.5%
25-44	43.4%	45.5%	45.5%	52.3%
45-64	13.9%	13.4%	13.4%	13.3%
65+	6.1%	5.2%	5.2%	4.4%
Total	100%	100%	100%	100%

Disability

Survey Responders by Disability	All Responders		Responders from proposed parish area	
	Count	%	Count	%
Blank	12	2.3%	3	1.4%
No	393	76.3%	173	80.1%
Prefer not to say	86	16.7%	34	15.7%
Yes	24	4.7%	6	2.8%
Grand Total	515	100.0%	216	100.0%

Census Data by General Health (QS302EW)	ALL	Spitalfields and Banglatown	Weavers	Proposed Parish Council Area
All categories: General health	254,096	12,578	12,885	5,732
Very good health	50.6%	51.6%	49.5%	53.7%
Good health	32.7%	31.3%	32.6%	32.2%
Fair health	10.7%	10.2%	11.1%	8.9%
Bad health	4.4%	4.8%	5.0%	3.9%
Very bad health	1.6%	2.0%	1.8%	1.3%
Total	100.0%	100.0%	100.0%	100.0%

Gender Reassignment

Survey Responders by Gender Reassignment ¹	All Responders		Responders from proposed parish area	
	Count	%	Count	%
no	2	0.4%	1	0.5%
Prefer not to say	84	16.3%	35	16.2%
yes	418	81.2%	174	80.6%
Blank	11	2.1%	6	2.8%
Grand Total	515	100.0%	216	100.0%

Marriage & Civil Partnership

Survey Responders by Living Arrangements	All Responders		Responders from proposed parish area	
	Count	%	Count	%
Blank	17	3.3%	7	3.2%
Civil partnership	5	1.0%	3	1.4%
Co-habiting	36	7.0%	14	6.5%

¹ . Is your gender identity the same as the sex you were assigned to at birth?

Married	161	31.3%	70	32.4%
Prefer not to say	132	25.6%	56	25.9%
Single	164	31.8%	66	30.6%
Grand Total	515	100.0%	216	100.0%

Census Data by Living Arrangements (QS108EW)	ALL	Spitalfields and Banglatown	Weavers	Proposed Parish Council Area
All categories: Living arrangements	200,214	9,891	10,605	4,650
Living in a couple: Married	28.3%	25.7%	22.2%	21.7%
Living in a couple: Cohabiting (opposite-sex)	10.3%	9.5%	10.7%	13.4%
Living in a couple: In a registered same-sex civil partnership or cohabiting (same-sex)	2.0%	1.9%	2.6%	2.9%
Not living in a couple: Single (never married or never registered a same-sex civil partnership)	44.7%	49.7%	49.3%	50.3%
Not living in a couple: Married or in a registered same-sex civil partnership	3.5%	3.9%	2.9%	3.3%
Not living in a couple: Separated (but still legally married or still legally in a same-sex civil partnership)	2.7%	2.0%	2.7%	1.8%
Not living in a couple: Divorced or formerly in a same-sex civil partnership which is now legally dissolved	4.9%	3.9%	5.3%	4.0%
Not living in a couple: Widowed or surviving partner from a same-sex civil partnership	3.6%	3.4%	4.2%	4.7%
Total	100.0%	100.0%	100.0%	102.1%

Race

Survey Responders by Ethnicity	All Responders		Responders from proposed parish area	
	Count	%	Count	%
A variety	1	0.2%	1	0.5%
Asian or Asian British: Any other background	7	1.4%	4	1.9%
Asian or Asian British: Bangladeshi	85	16.5%	32	14.8%
Asian or Asian British: Indian	7	1.4%	3	1.4%
Asian or Asian British: Pakistani	3	0.6%	1	0.5%
Black or Black British: African	3	0.6%	1	0.5%
Black or Black British: Caribbean	4	0.8%	1	0.5%
Blank	6	1.2%	4	1.9%
British	1	0.2%	0	0.0%
British arab	1	0.2%	0	0.0%

Survey Responders by Ethnicity	All Responders		Responders from proposed parish area	
	Count	%	Count	%
Middle Eastern	1	0.2%	0	0.0%
Mixed/Dual Heritage: Any other background	5	1.0%	2	0.9%
Mixed/Dual Heritage: White & Asian	7	1.4%	2	0.9%
Mixed/Dual Heritage: White & Black African	1	0.2%	0	0.0%
Mixed/Dual Heritage: White & Black Caribbean	1	0.2%	0	0.0%
Native American of Choctaw Nation	1	0.2%	0	0.0%
Other Ethnic Groups/ Any Other Group	3	0.6%	3	1.4%
Other Ethnic Groups: Chinese	3	0.6%	1	0.5%
Prefer not to say	88	17.1%	35	16.2%
White: Any other background	64	12.4%	35	16.2%
White: British	207	40.2%	88	40.7%
White: Irish	16	3.1%	3	1.4%
Grand Total	515	100.0%	216	100.0%

Survey Responders by Ethnicity (compressed categories)	All Responders		Responders from proposed parish area	
	Count	%	Count	%
Black	7	1.4%	2	0.9%
Blank	6	1.2%	4	1.9%
Bangladeshi	85	16.5%	32	14.8%
Mixed	14	2.7%	4	1.9%
Prefer not to say	88	17.1%	35	16.2%
Other White	80	15.5%	38	17.6%
All Other	28	5.4%	13	6.0%
White: British	207	40.2%	88	40.7%
Grand Total	515	100.0%	216	100.0%

Census Data by Ethnicity (KS201EW)	All LBTH	Spitalfields and Banglatown	Weavers	Proposed Parish Council Area
Black	7.3%	3.3%	4.6%	30.1%
Bangladeshi	32.0%	28.6%	19.1%	20.2%
Mixed	4.1%	2.2%	3.0%	3.4%
Other White	12.4%	11.1%	9.1%	26.5%
All other	13.0%	37.4%	40.4%	3.8%
White British	31.2%	17.5%	23.7%	16.0%
Total	100%	100%	100%	100%

Religion or Belief

Survey Responders by Religion	All Responders		Responders from proposed parish area	
	Count	%	Count	%
Agnostic	17	3.3%	8	3.7%
Athiest	1	0.2%	0	0.0%
Blank	16	3.1%	5	2.3%
Buddhist	2	0.4%	0	0.0%
Catholic	1	0.2%	0	0.0%
Christian	77	15.0%	38	17.6%
Hindu	4	0.8%	1	0.5%
Humanist	6	1.2%	2	0.9%
Jewish	10	1.9%	4	1.9%
Muslim	87	16.9%	33	15.3%
My beliefs are not systematic.	1	0.2%	1	0.5%
No Religion	156	30.3%	64	29.6%
Pagan	2	0.4%	1	0.5%
Prefer not to say	128	24.9%	55	25.5%
Society of Friends (Quakers)	3	0.6%	2	0.9%
Sikh	3	0.6%	2	0.9%
SPIRITUALIST	1	0.2%	0	0.0%
Total	515	100.0%	216	100.0%

Census Data by Religion (QS601EW)	ALL	Spitalfields and Banglatown	Weavers	Proposed Parish Council Area
All categories: Religion	254,096	12,578	12,885	5,732
Christian	27.1%	18.4%	24.7%	22.9%
Buddhist	1.1%	0.6%	1.0%	0.9%
Hindu	1.7%	1.2%	0.5%	1.2%
Jewish	0.5%	0.6%	0.8%	0.8%
Muslim (Islam)	34.5%	41.5%	30.1%	28.0%
Sikh	0.3%	0.3%	0.2%	0.2%
Other religion: Total	0.3%	0.3%	0.4%	0.4%
No religion: Total	19.1%	21.1%	25.2%	26.8%
Religion not stated	15.4%	16.0%	17.1%	18.7%
Total	100.0%	100.0%	100.0%	100.0%

Sex

Survey Responders by Sex	All Responders		Responders from proposed parish area	
	Count	%	Count	%
blank	7	1.4%	3	1.4%
Female	153	29.7%	57	26.4%
Intersex	1	0.2%	1	0.5%
Male	282	54.8%	125	57.9%
Prefer not to say	71	13.8%	30	13.9%
Trans	1	0.2%	0	0
Grand Total	515	100.0%	216	100%

Census Data by Sex (QS104EW)	ALL	Spitalfields and Banglatown	Weavers	Proposed Parish Council Area
Male	51.50%	53.90%	51.50%	55%
Female	48.50%	46.10%	48.50%	45%
Total	100.00%	100.00%	100.00%	100%

Sexual Orientation

Survey Responders by Sexual Orientation	All Responders		Responders from proposed parish area	
	Count	%	Count	%
A variety	1	0.2%	1	0.5%
Bisexual	19	3.7%	10	4.6%
Blank	17	3.3%	6	2.8%
Heterosexual (Straight)	296	57.5%	117	54.2%
Homosexual (Lesbian/Gay)	32	6.2%	14	6.5%
Prefer not to say	150	29.1%	68	31.5%
Grand Total	515	100.0%	216	100.0%

Appendix C Summary of responses

Support for creation of parish council

All responders	Not answered		No		Yes		Grand Total
	Number	%	Number	%	Number	%	
Online	0	0.00%	310	60.20%	205	39.80%	515
Paper questionnaires handed in at reception	5	1.40%	345	98.60%	0	0.00%	350
Paper questionnaires submitted by community researchers	0	0.00%	3	15.80%	16	84.20%	19
Responses by letter	0	0.00%	7	87.50%	1	12.50%	8
Total	5	0.6%	665	74.6%	222	24.9%	892

Responders living in the parish council area proposed in the first stage consultation	Not answered		No		Yes		Grand Total
	Number	%	Number	%	Number	%	
Online	0	0.00%	84	38.90%	132	61.10%	216
Paper questionnaires handed in at reception	4	3.00%	128	97.00%	0	0.00%	132
Paper questionnaires submitted by community researchers	0	0.00%	3	27.30%	8	72.70%	11
Responses by letter	0	0.00%	3	100.00%	0	0.00%	3
Total	4	1.1%	218	60.2%	140	38.7%	362

Responders living in the Weavers Ward	Not answered		No		Yes		Grand Total
	Number	%	Number	%	Number	%	
Online	0	0.00%	54	65.90%	28	34.10%	82
Paper questionnaires handed in at reception	0	0.00%	24	100.00%	0	0.00%	24
Paper questionnaires submitted by community researchers	0	0.00%	2	50.00%	2	50.00%	4
Responses by letter	0	0.00%	1	50.00%	1	50.00%	2
Total	0	0.0%	81	72.3%	31	27.7%	112

Responders living in the Spitalfields & Banglatown Ward	Not answered		No		Yes		Grand Total
	Number	%	Number	%	Number	%	
Online	0	0.00%	147	49.50%	150	50.50%	297
Paper questionnaires handed in at reception	5	2.50%	199	97.50%	0	0.00%	204
Paper questionnaires submitted by community researchers	0	0.00%	2	15.40%	11	84.60%	13
Responses by letter	0	0.00%	6	100.00%	0	0.00%	6
Total	5	1.0%	354	68.1%	161	31.0%	520

Responders living in Tower Hamlets	Not answered		No		Yes		Grand Total
	Number	%	Number	%	Number	%	
Online	0	0.00%	288	59.10%	199	40.90%	487
Paper questionnaires handed in at reception	5	1.50%	338	98.50%	0	0.00%	343
Paper questionnaires submitted by community researchers	0	0.00%	3	16.70%	15	83.30%	18
Responses by letter	0	0.00%	7	87.50%	1	12.50%	8
Total	5	0.6%	636	74.3%	215	25.1%	856

Responders living outside Tower Hamlets	Not answered		No		Yes		Grand Total
	Number	%	Number	%	Number	%	
Online	0	0.00%	22	78.60%	6	21.40%	28
Paper questionnaires handed in at reception	0	0.00%	7	100.00%	0	0.00%	7
Paper questionnaires submitted by community researchers	0	0.00%	0	0.00%	1	100.00%	1
Responses by letter	0		0		0		0
Total	0	0.0%	29	80.6%	7	19.4%	36

Support for proposed boundaries

All responders	Not answered		No		Yes		Grand Total
	Number	%	Number	%	Number	%	
Online	0	0.00%	352	68.30%	163	31.70%	515
Paper questionnaires handed in at reception	6	1.70%	344	98.30%	0	0.00%	350
Paper questionnaires submitted by community researchers	0	0.00%	7	36.80%	12	63.20%	19
Responses by letter	0	0.00%	7	87.50%	1	12.50%	8
Total	6	0.7%	710	79.6%	176	19.7%	892

Responders living in the parish council area proposed in the first stage consultation	Not answered		No		Yes		Grand Total
	Number	%	Number	%	Number	%	
Online	0	0.00%	97	44.91%	119	55.09%	216
Paper questionnaires handed in at reception	4	3.03%	128	96.97%	0	0.00%	132
Paper questionnaires submitted by community researchers	0	0.00%	5	45.45%	6	54.55%	11
Responses by letter	0	0.00%	3	100.00%	0	0.00%	3
Total	4	1.1%	233	64.4%	125	34.5%	362

Responders living in the Weavers Ward	Not answered		No		Yes		Grand Total
	Number	%	Number	%	Number	%	
Online	0	0.00%	62	75.60%	20	24.40%	82
Paper questionnaires handed in at reception	0	0.00%	24	100.00%	0	0.00%	24
Paper questionnaires submitted by community researchers	0	0.00%	2	50.00%	2	50.00%	4
Responses by letter	0	0.00%	1	50.00%	1	50.00%	2
Total	0	0.0%	89	79.5%	23	20.5%	112

Responders living in the Spitalfields & Banglatown Ward	Not answered		No		Yes		Grand Total
	Number	%	Number	%	Number	%	
Online	0	0.00%	172	57.90%	125	42.10%	297
Paper questionnaires handed in at reception	5	2.50%	199	97.50%	0	0.00%	204
Paper questionnaires submitted by community researchers	0	0.00%	5	38.50%	8	61.50%	13
Responses by letter	0	0.00%	6	100.00%	0	0.00%	6
Total	5	1.0%	382	73.5%	133	25.6%	520

Responders living in Tower Hamlets	Not answered		No		Yes		Grand Total
	Number	%	Number	%	Number	%	
Online	0	0.00%	329	67.60%	158	32.40%	487
Paper questionnaires handed in at reception	6	1.70%	337	98.30%	0	0.00%	343
Paper questionnaires submitted by community researchers	0	0.00%	7	38.90%	11	61.10%	18
Responses by letter	0	0.00%	7	87.50%	1	12.50%	8
Total	6	0.7%	680	79.4%	170	19.9%	856

Responders living outside Tower Hamlets	Not answered		No		Yes		Grand Total
	Number	%	Number	%	Number	%	
Online	0	0.00%	23	82.10%	5	17.90%	28
Paper questionnaires handed in at reception	0	0.00%	7	100.00%	0	0.00%	7
Paper questionnaires submitted by community researchers	0	0.00%	0	0.00%	1	100.00%	1
Responses by letter	0	0.00%	0	0.00%	0	0.00%	0
Total	0	0.0%	30	83.3%	6	16.7%	36